



US00D550291S

(12) **United States Design Patent**
Bourgeois et al.

(10) **Patent No.:** **US D550,291 S**

(45) **Date of Patent:** **** Sep. 4, 2007**

(54) **COMBINED EMERGENCY EXIT SIGN AND LIGHT**

D524,461 S * 7/2006 Molenaar et al. D26/26

* cited by examiner

(75) Inventors: **Luc Bourgeois**, Lachenaie (CA);
Francois Couillard, Blainville (CA)

Primary Examiner—Robert M. Spear
Assistant Examiner—Mary Ann Calabrese

(73) Assignee: **Thomas & Betts International, Inc.**,
Wilmington, DE (US)

(74) *Attorney, Agent, or Firm*—Michael L. Hoelter

(**) Term: **14 Years**

(57) **CLAIM**

(21) Appl. No.: **29/262,857**

The ornamental design for a combined emergency exit sign and light, as shown and described.

(22) Filed: **Jul. 12, 2006**

DESCRIPTION

(51) **LOC (8) Cl.** **20-02**

FIG. 1 is a front perspective view of the combined emergency exit sign and light of the present invention;

(52) **U.S. Cl.** **D20/42**

FIG. 2 is a front elevational view of the combined emergency exit sign and light of the present invention;

(58) **Field of Classification Search** D20/10,
D20/27, 40-42, 99; 40/204, 205, 442, 444,
40/541-545, 549, 553, 563, 564, 570, 572,
40/574, 575, 578-581, 617, 624, 885; 362/226,
362/311, 555, 612, 614, 812; D10/109; D26/26,
D26/85

FIG. 3 is a back elevational view of the combined emergency exit sign and light of the present invention;

See application file for complete search history.

FIG. 4 is a left elevational view of the combined emergency exit sign and light of the present invention;

(56) **References Cited**

FIG. 5 is a right elevational view of the combined emergency exit sign and light of the present invention;

U.S. PATENT DOCUMENTS


FIG. 6 is a top plan view of the combined emergency exit sign and light of the present invention; and,

1,809,243	A *	6/1931	Kirk	40/553
4,169,327	A *	10/1979	Stilling	40/549
4,217,714	A *	8/1980	Ramsay	40/549
D314,983	S *	2/1991	Cangianni et al.	D20/10
D391,992	S *	3/1998	Vosika et al.	D20/10
5,729,924	A *	3/1998	Reading	40/564
D504,705	S *	5/2005	Gregory et al.	D20/42

FIG. 7 is a bottom plan view of the combined emergency exit sign and light of the present invention.

In the drawings, the broken lines are for illustrative purposes only and form no part of the claimed design.

1 Claim, 5 Drawing Sheets






FIG. 1




FIG. 2




FIG. 3

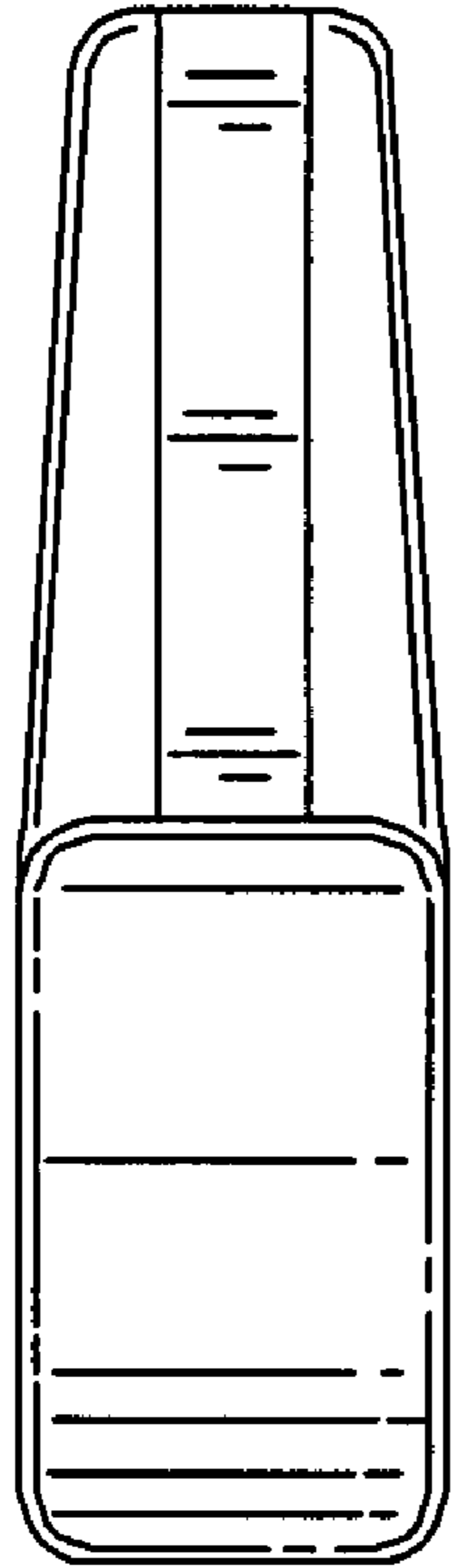


FIG. 4

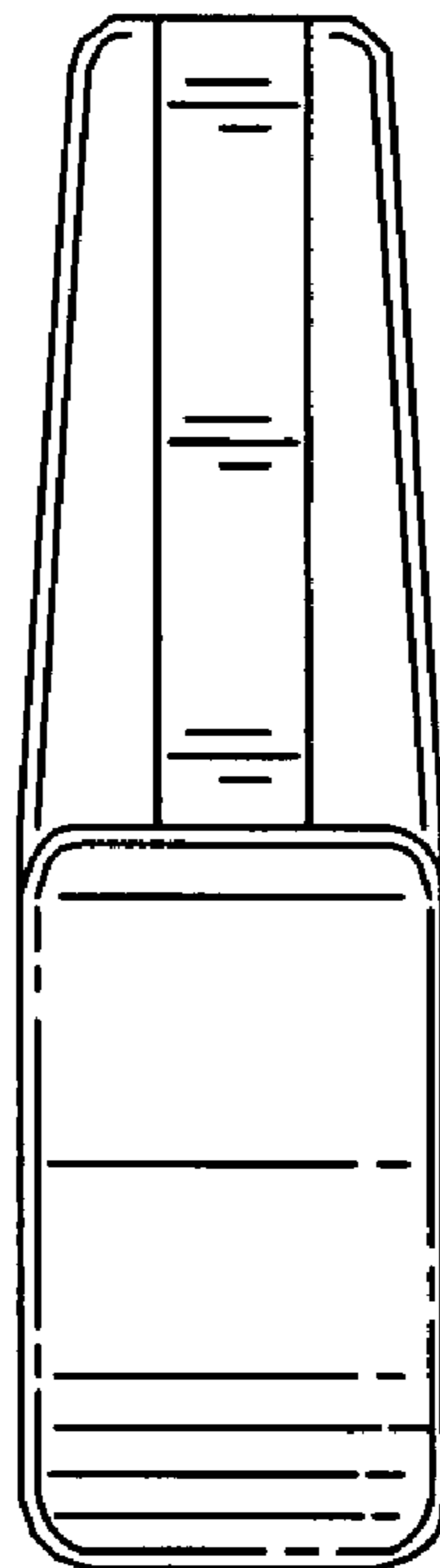


FIG. 5

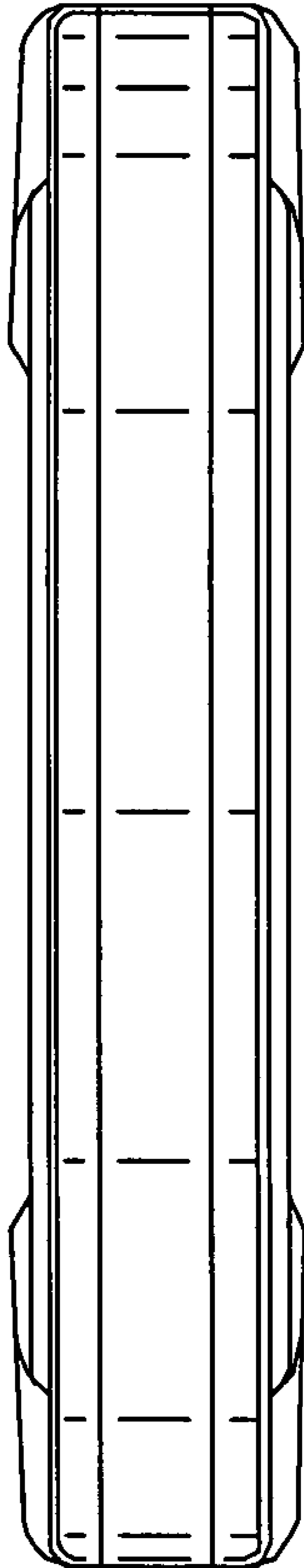


FIG. 6

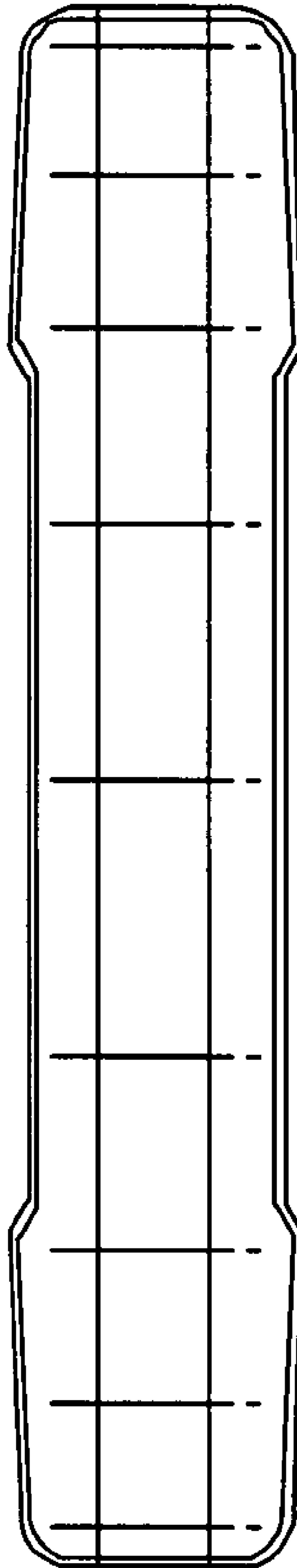


FIG. 7