



US00D550289S

(12) **United States Design Patent**  
**Prokop**

(10) **Patent No.:** **US D550,289 S**

(45) **Date of Patent:** **\*\* Sep. 4, 2007**

(54) **MEDICAL EMERGENCY FLAG FOR MOTORISTS**

(76) Inventor: **Kaye L. Prokop**, P.O. Box 69,  
Cookeville, TN (US) 38503

(\*\*) Term: **14 Years**

(21) Appl. No.: **29/259,709**

(22) Filed: **May 15, 2006**

(51) **LOC (8) Cl.** ..... **20-02**

(52) **U.S. Cl.** ..... **D20/41**

(58) **Field of Classification Search** ..... D20/10,  
D20/22, 29, 40-42, 99; 40/541, 542, 585,  
40/591-593, 597, 607.1, 607.11, 607.12,  
40/608; 362/812; 283/56, 81; D10/109;  
D11/166, 181; D21/301; 116/63 R, 173  
See application file for complete search history.

(56) **References Cited**

U.S. PATENT DOCUMENTS

- 1,377,065 A \* 5/1921 Ganley ..... 40/542
- 1,828,892 A \* 10/1931 Felton ..... 116/173
- 3,237,330 A \* 3/1966 Dinstbir ..... 40/593
- 4,375,134 A 3/1983 Sheetz
- 4,471,873 A 9/1984 Thomas
- D319,474 S \* 8/1991 Steiner ..... D20/22
- 5,103,582 A \* 4/1992 Farmer ..... 40/607.12
- D354,712 S \* 1/1995 Moat ..... D11/166
- D360,229 S \* 7/1995 Caulk ..... D20/41
- 5,881,481 A \* 3/1999 Bashaw et al. .... 40/593

- D424,961 S \* 5/2000 Dolfin ..... D10/109
- 6,112,443 A \* 9/2000 Stubbs ..... 40/591
- 6,178,676 B1 1/2001 Lund
- 6,276,080 B1 8/2001 Brennan
- 6,814,022 B1 11/2004 West
- 7,047,680 B2 \* 5/2006 Myles ..... 40/607.1
- D527,307 S \* 8/2006 Barrett ..... D11/181

\* cited by examiner

*Primary Examiner*—Robert M. Spear  
*Assistant Examiner*—Mary Ann Calabrese

(57) **CLAIM**

The ornamental design for a medical emergency flag for motorists, as shown and described.

**DESCRIPTION**

FIG. 1 is a front elevation view of a medical emergency flag for motorists showing my new design;

FIG. 2 is a rear elevation view;

FIG. 3 is a left elevation view;

FIG. 4 is a right elevation view;

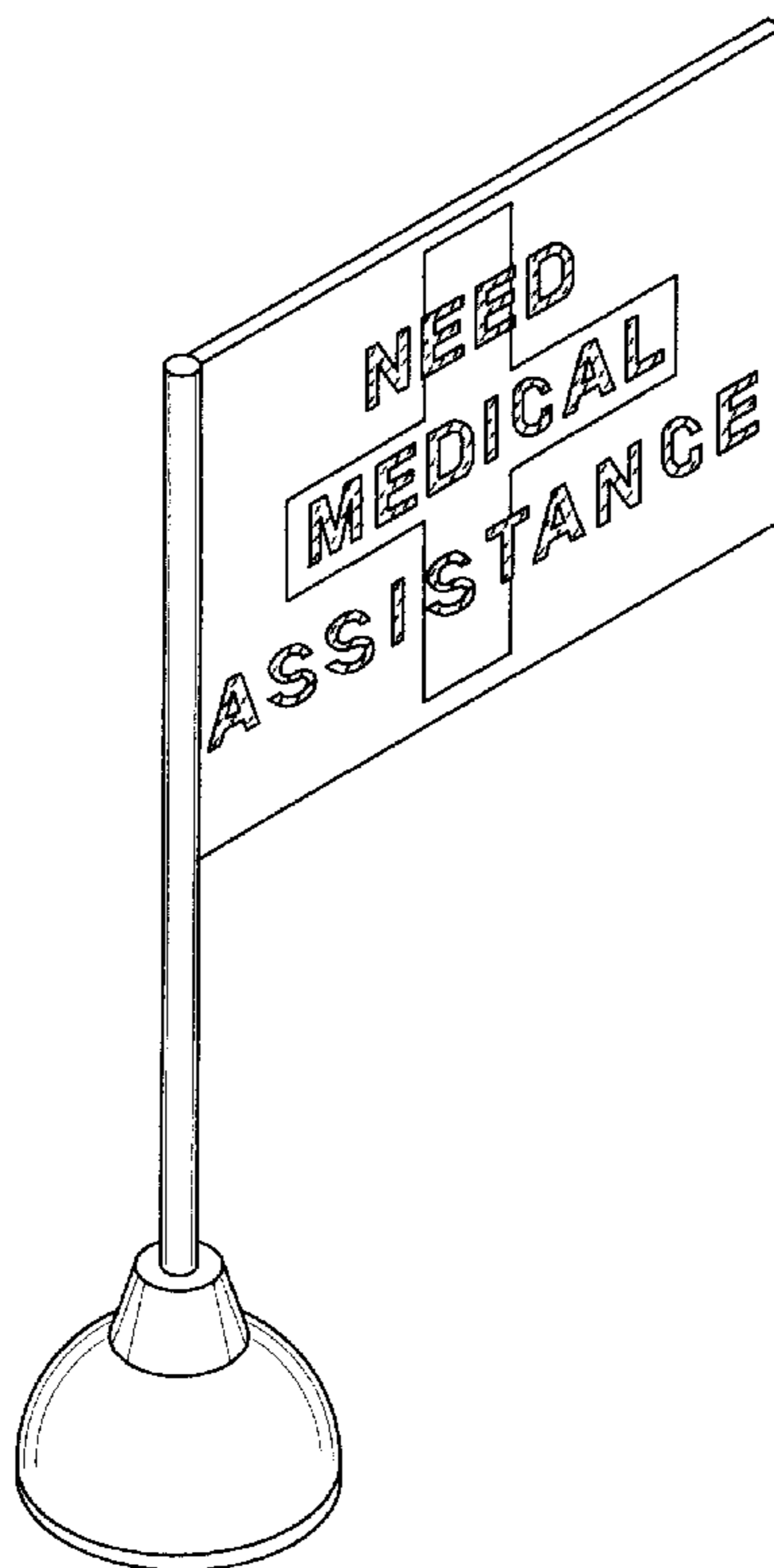
FIG. 5 is a top plan view;

FIG. 6 is a bottom plan view; and,

FIG. 7 is a right side isometric view of a medical emergency flag for motorists showing my new design.

In the drawings, the indicia are shaded to represent a reflective surface.

**1 Claim, 4 Drawing Sheets**



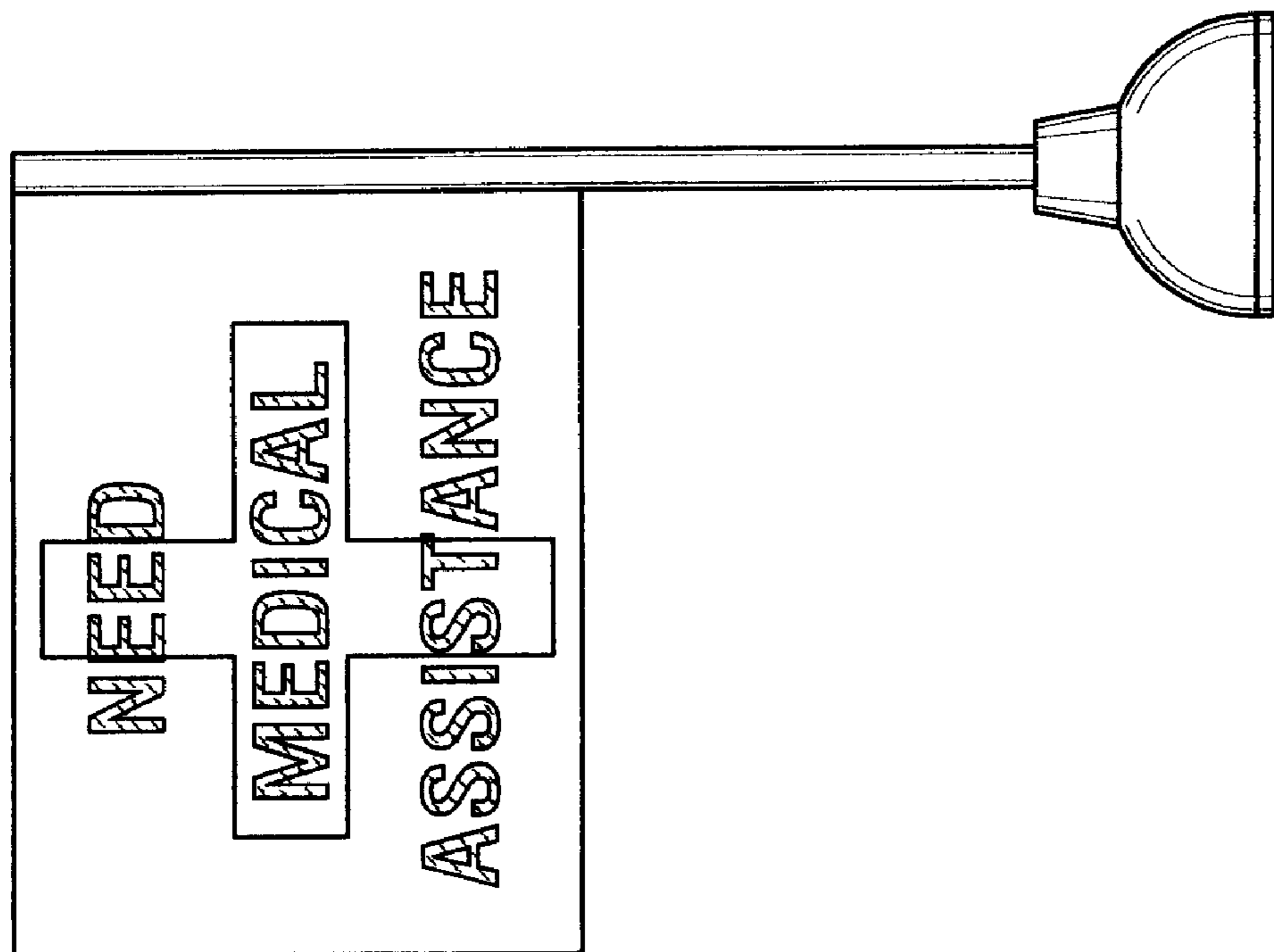


FIG.1

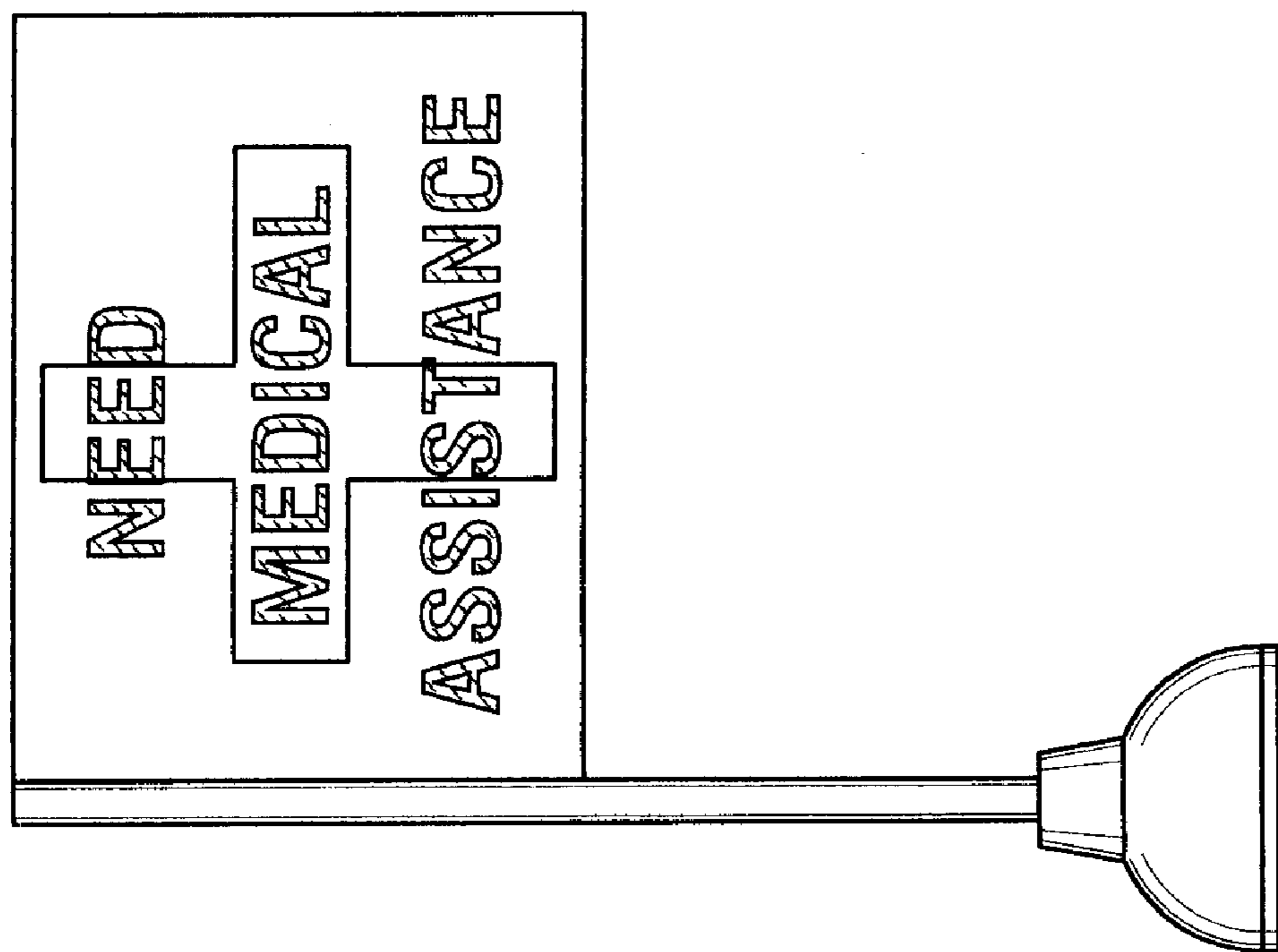
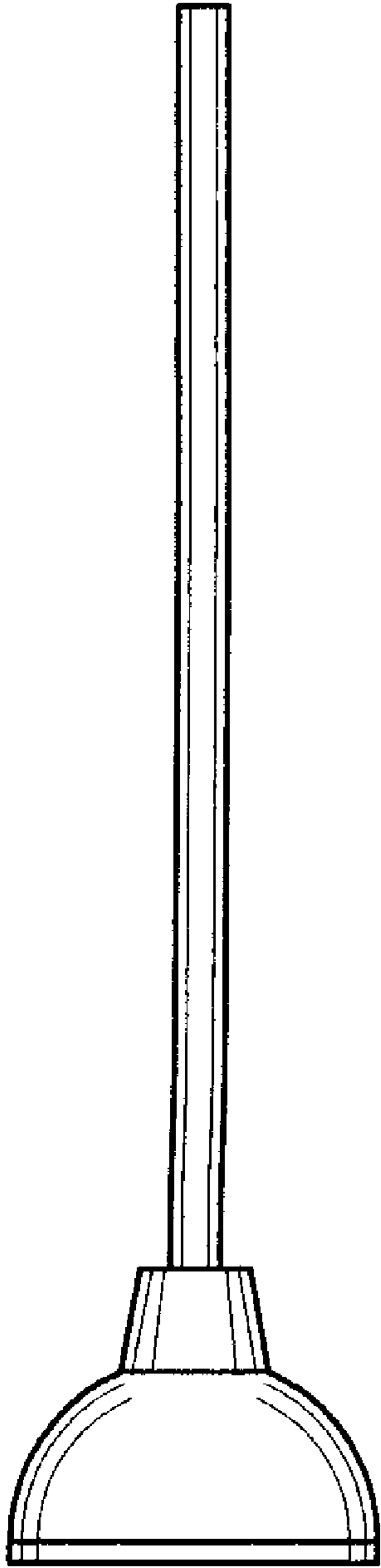
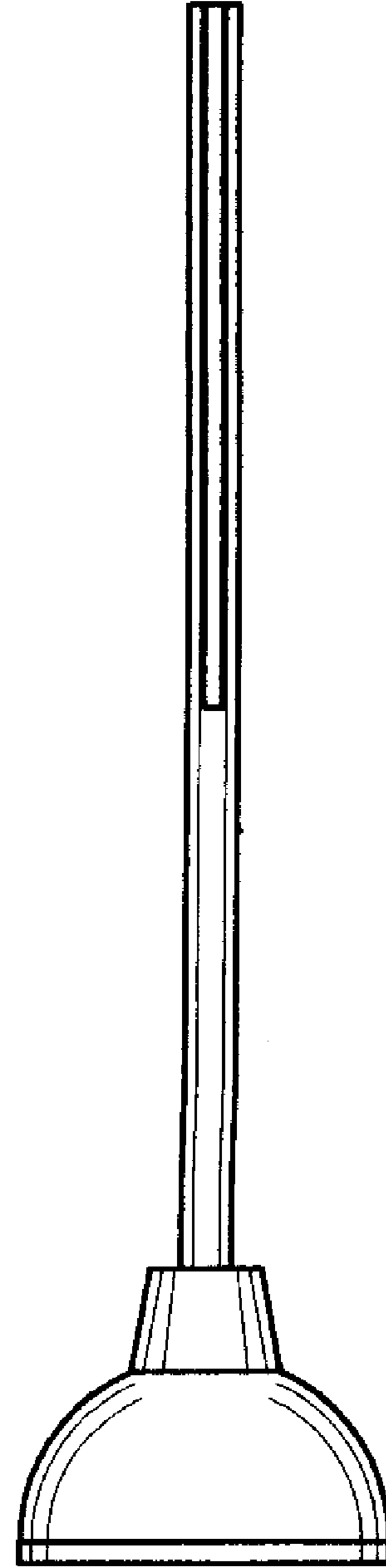


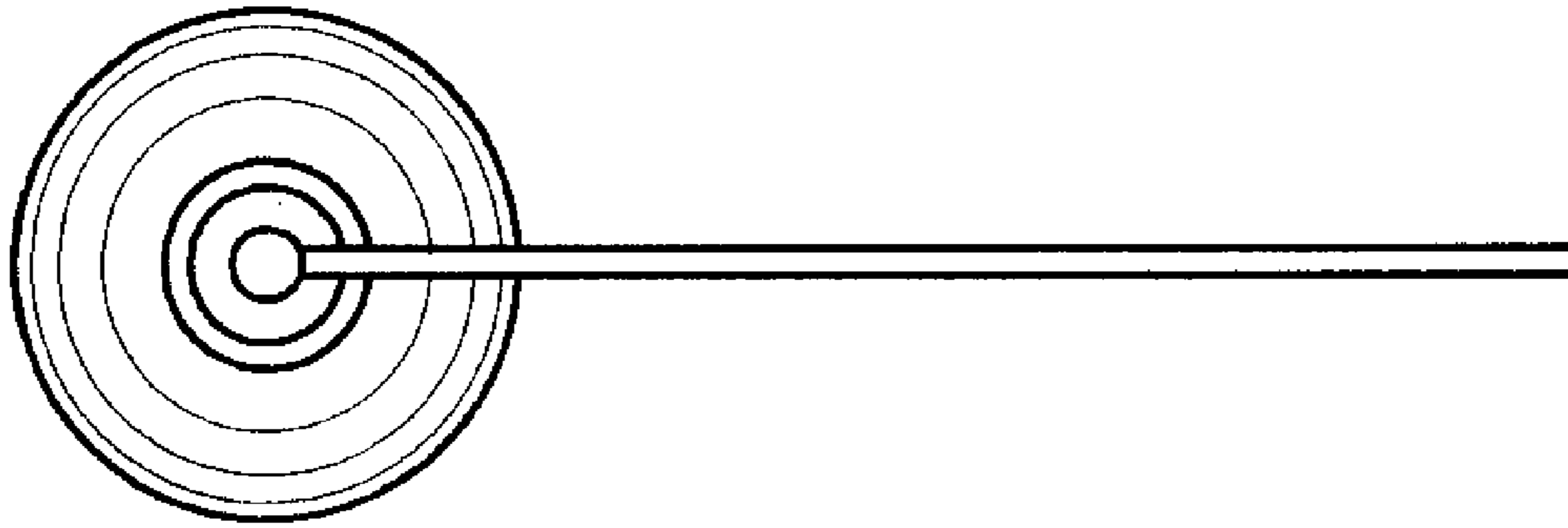
FIG.2



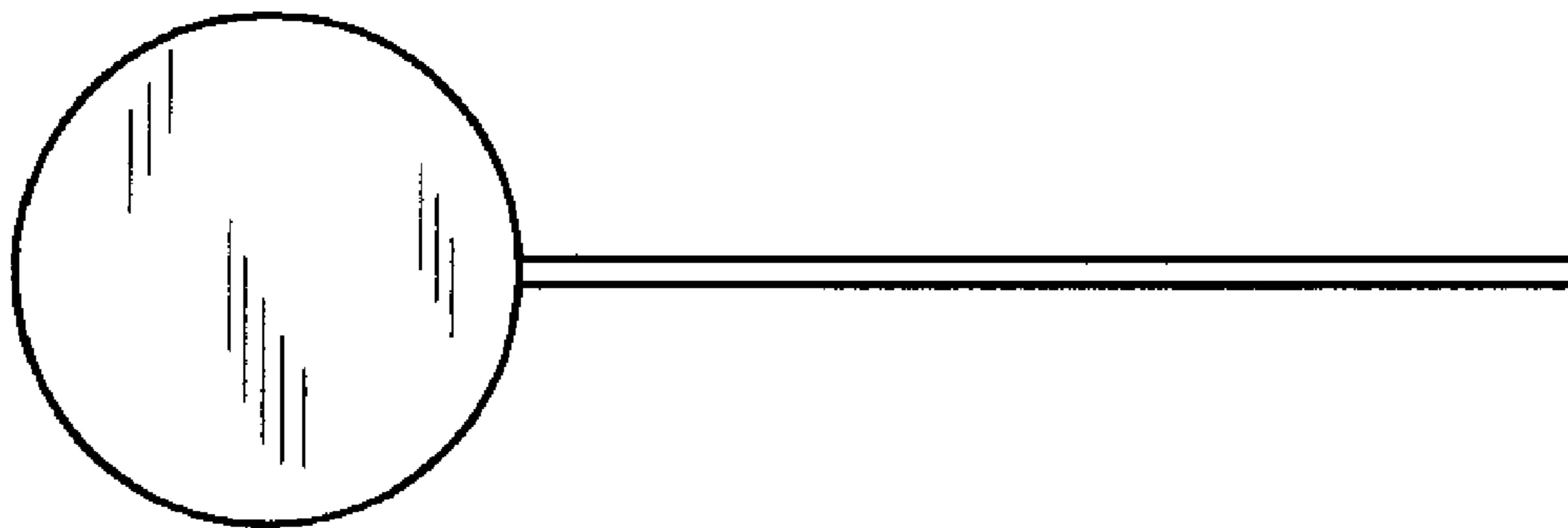
**FIG. 3**



**FIG. 4**



**FIG. 5**



**FIG. 6**

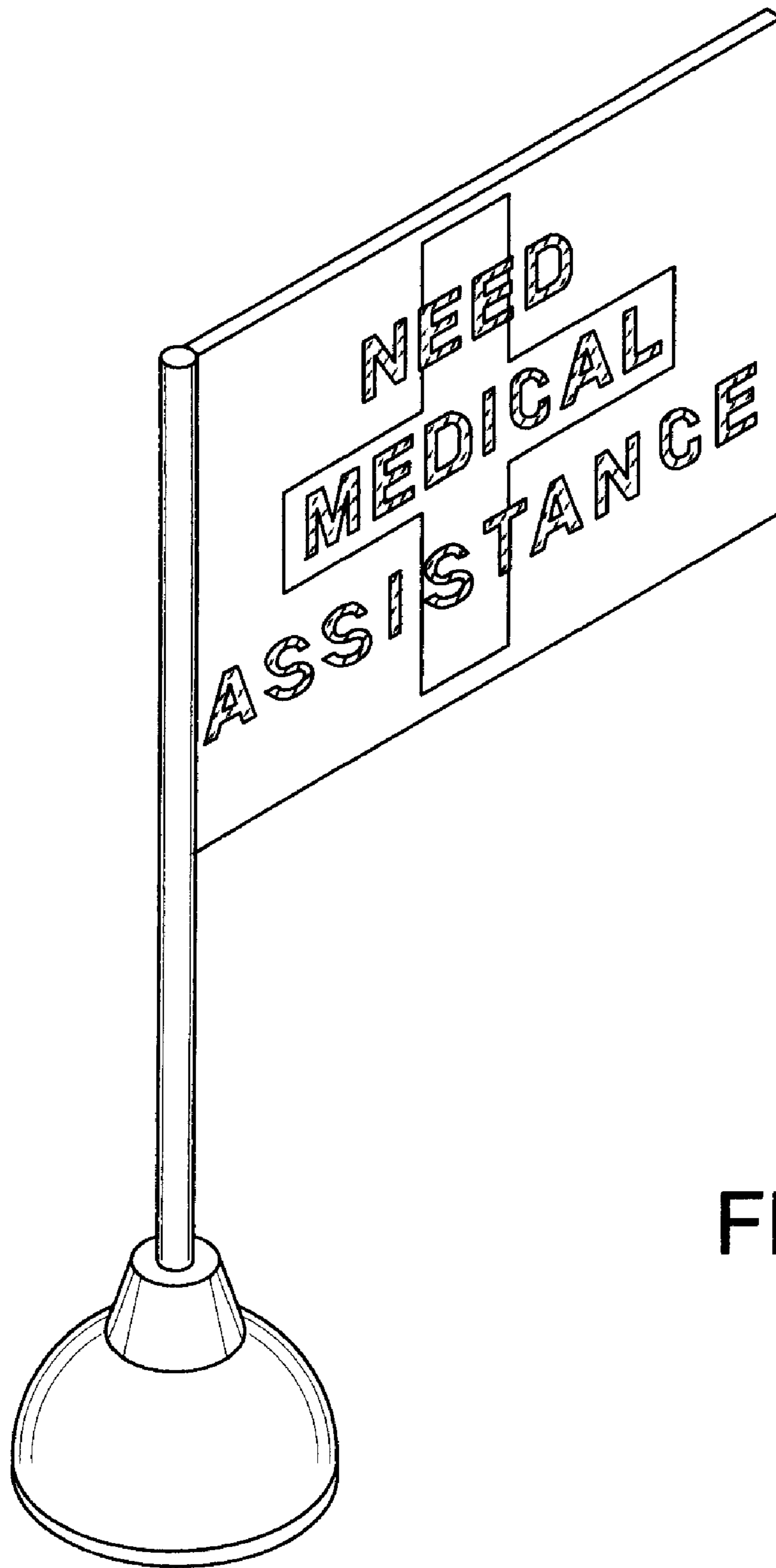


FIG.7