



US00D550282S

(12) **United States Design Patent** (10) **Patent No.:** **US D550,282 S**
Neuenschwander et al. (45) **Date of Patent:** **** Sep. 4, 2007**

(54) **CURVED WRITING INSTRUMENT**

WO WO DM/063561 * 4/2003

(75) Inventors: **Bill Neuenschwander**, Bel-Air, MD (US); **Lin Wei Kung**, Tu-Cheng (TW)

OTHER PUBLICATIONS

Curvaceous Silver Matte Ballpoint (PB1571), as shown on svedausa.com, dated Aug. 26, 2005 (1 page).*

(73) Assignee: **Direct Medical Resources, Inc.**, Clifton, NJ (US)

* cited by examiner

(**) Term: **14 Years**

Primary Examiner—Elizabeth A. Albert

Assistant Examiner—Karen E. Eldridge

(21) Appl. No.: **29/243,891**

(74) *Attorney, Agent, or Firm*—Carr & Ferrell LLP

(22) Filed: **Nov. 30, 2005**

(57) **CLAIM**

(51) **LOC (8) Cl.** **19-06**

The ornamental design for a curved writing instrument, as shown and described.

(52) **U.S. Cl.** **D19/51**

(58) **Field of Classification Search** D19/35, D19/36, 41–51, 54–57; 40/334; 401/52, 401/99, 100, 104–109, 192, 195, 243–247
See application file for complete search history.

DESCRIPTION

FIG. 1 is a perspective view of the curved writing instrument showing bottom, front, and right sides of our new design;

FIG. 2 is a front view of the curved writing instrument of FIG. 1;

(56) **References Cited**

U.S. PATENT DOCUMENTS

- D329,460 S * 9/1992 Rousseau D19/46
- D421,771 S * 3/2000 Avenatti D19/48
- D433,704 S * 11/2000 Kouda D19/49
- D447,178 S * 8/2001 Rosenbaum D19/55
- D493,524 S * 7/2004 Hawley et al. D24/114
- D512,741 S * 12/2005 Cetera D19/47
- D520,636 S * 5/2006 Hawley et al. D24/114

FIG. 3 is a top view of the curved writing instrument of FIG. 1;

FIG. 4 is a right side view of the curved writing instrument of FIG. 1;

FIG. 5 is a rear view of the curved writing instrument of FIG. 1;

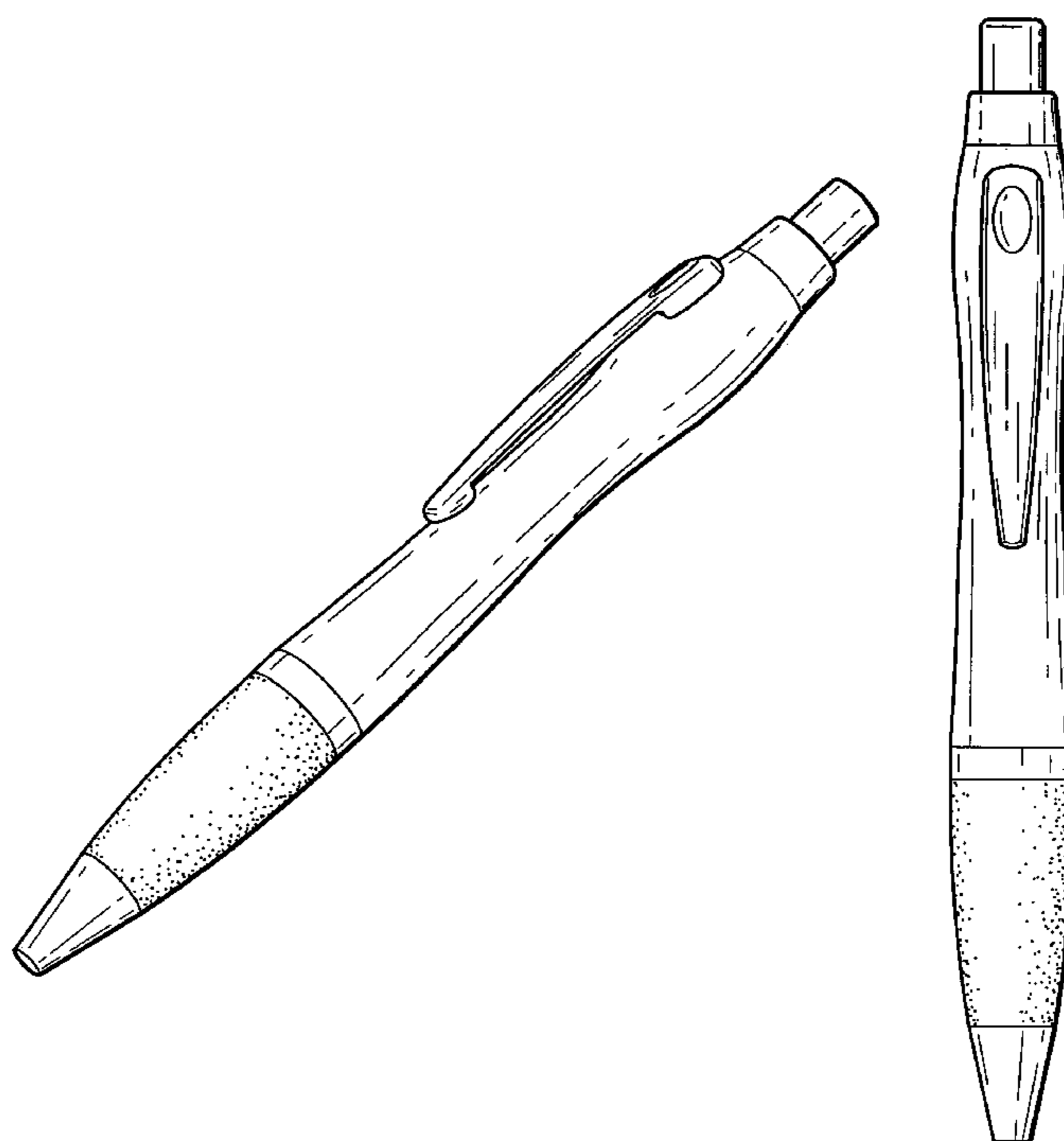
FIG. 6 is a left side view of the curved writing instrument of FIG. 1; and,

FIG. 7 is a bottom view of the curved writing instrument of FIG. 1.

FOREIGN PATENT DOCUMENTS

- EP 000352315-002 * 5/2005
- WO WO DM/050593 * 1/2000

1 Claim, 2 Drawing Sheets



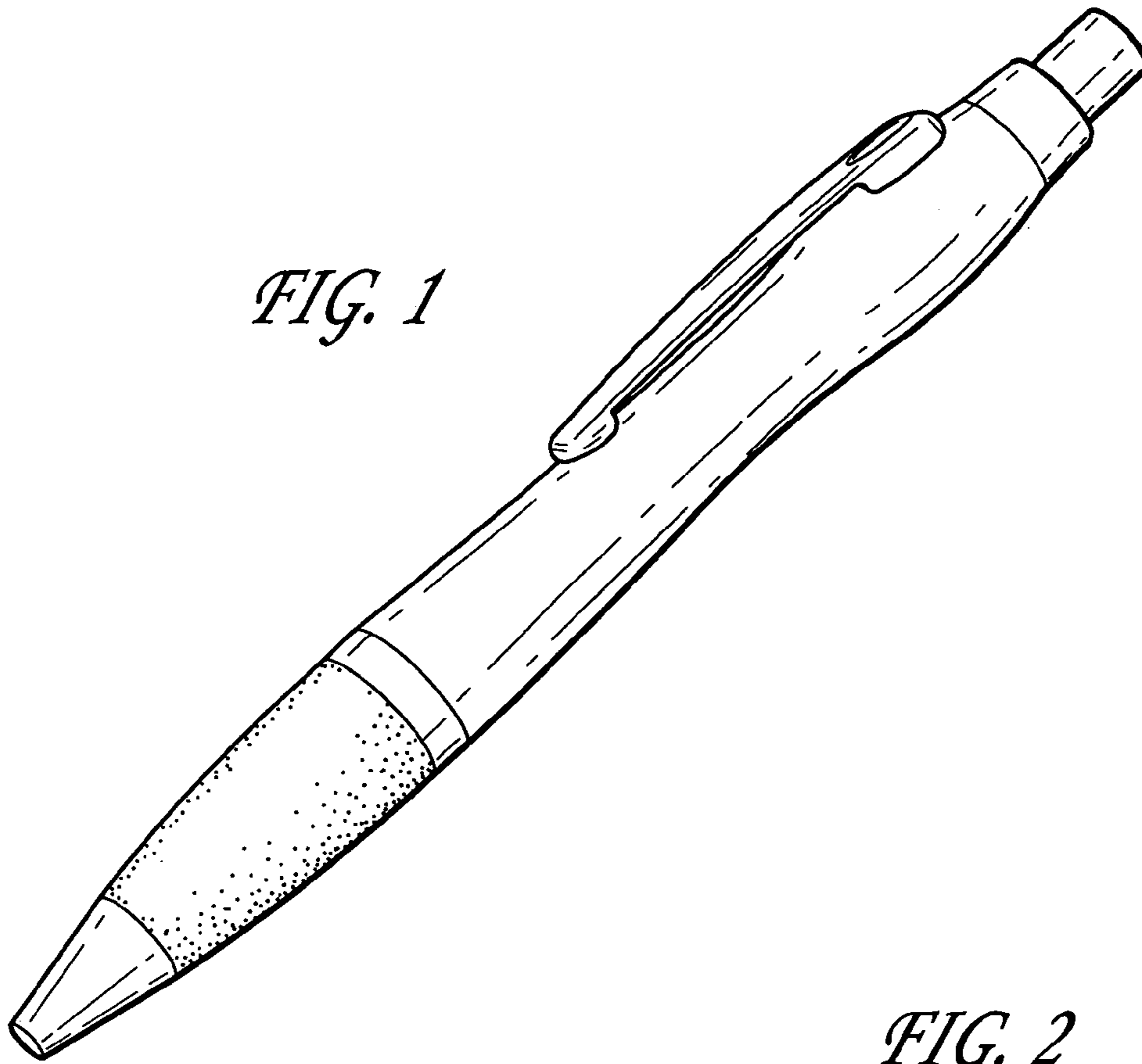


FIG. 1



FIG. 2

FIG. 3

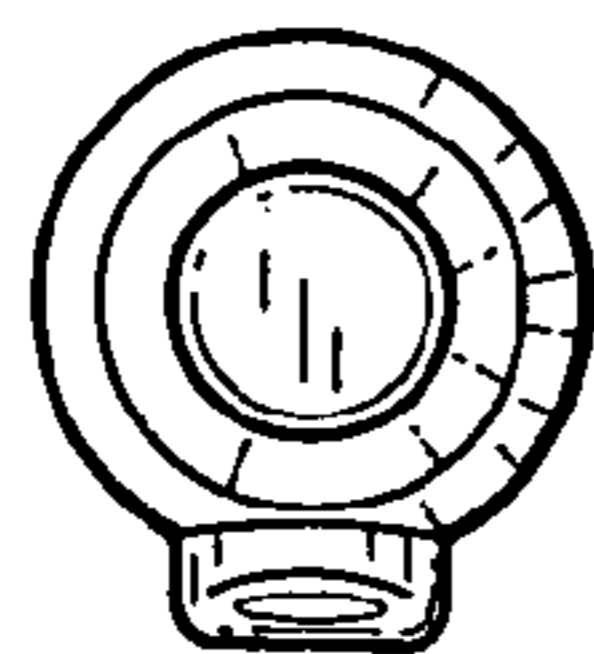


FIG. 5




FIG. 4

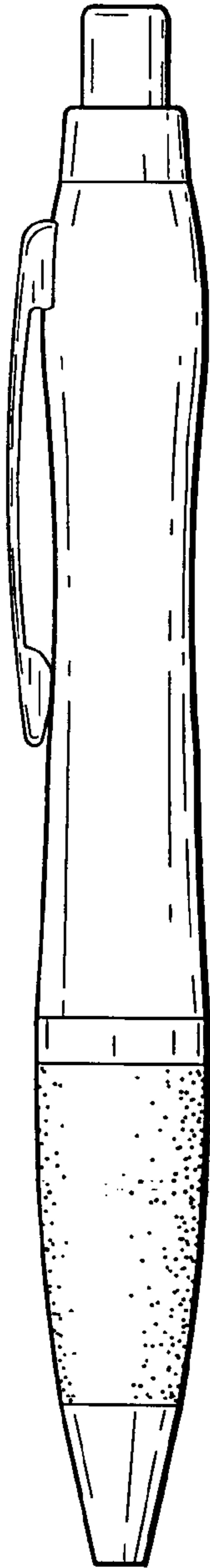


FIG. 6

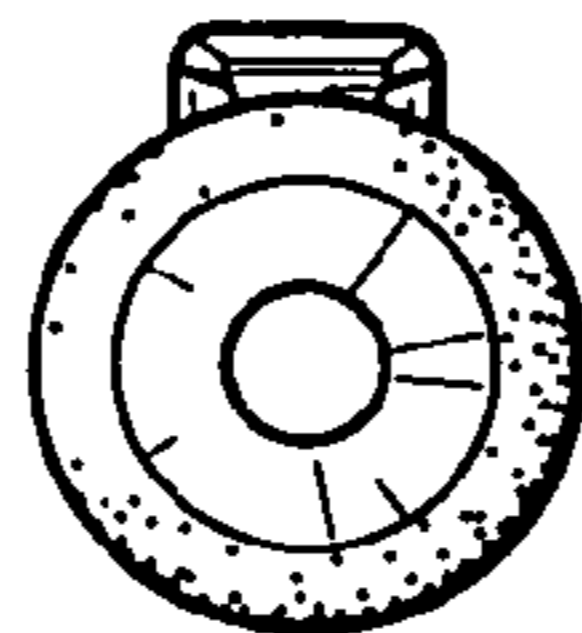
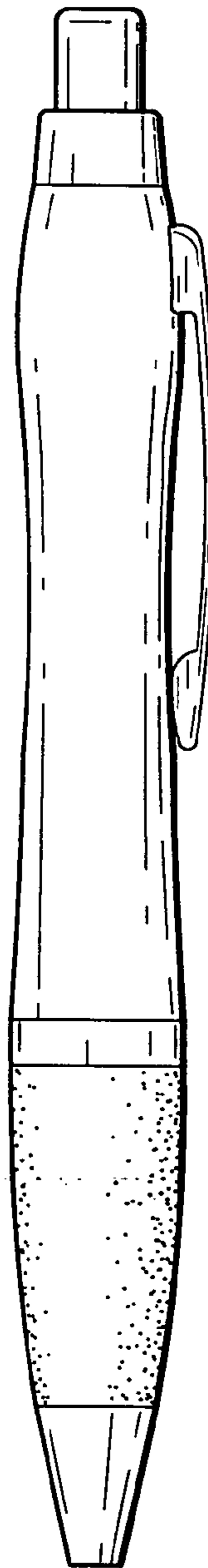


FIG. 7