



US00D550275S

(12) **United States Design Patent**
Cook

(10) **Patent No.:** **US D550,275 S**

(45) **Date of Patent:** **** Sep. 4, 2007**

(54) **MANDOLIN**

(75) Inventor: **Richard M. Cook**, Denver, CO (US)

(73) Assignee: **Heflen Conceptions LLC**, Denver, CO (US)

(**) Term: **14 Years**

(21) Appl. No.: **29/235,937**

(22) Filed: **Aug. 9, 2005**

(51) **LOC (8) Cl.** **17-03**

(52) **U.S. Cl.** **D17/14**

(58) **Field of Classification Search** D17/14,
D17/18, 19, 20; 84/173, 267-269, 290-293,
84/726, 743, 275, DIG. 24

See application file for complete search history.

(56) **References Cited**

U.S. PATENT DOCUMENTS

134,679	A *	1/1873	Knaffl	84/318
D239,564	S *	4/1976	Bevill	D17/14
D258,290	S *	2/1981	Hayashi	D17/14
D513,277	S *	12/2005	Thornton	D17/14
D531,202	S *	10/2006	Cook	D17/14
D531,203	S *	10/2006	Cook	D17/14

OTHER PUBLICATIONS

Holst Stringed Instruments. <http://www.pacinfo.com/~sholst/mandolincloseup.htm>. Feb. 2004. F-Style Mandolin, Item A: center of page.*

Holst Stringed Instruments. <http://www.pacinfo.com/~sholst/k100kr.htm>. Copyright 2004. Guitar, Item B: center of page.*

Bacon, T. Electric Guitars: The Illustrated Encyclopedia. Copyright 2000. p. 291. Guitar, Item C: bottom left on page.*

Bacon, T. Electric Guitars: The Illustrated Encyclopedia. Copyright 2000. p. 47. Guitar, Item D: bottom right on page.*

* cited by examiner

Primary Examiner—Ian Simmons

Assistant Examiner—R. Johnson

(74) *Attorney, Agent, or Firm*—Dorr, Carson & Birney, P.C.

(57) **CLAIM**

The ornamental design for a mandolin, as shown and described.

DESCRIPTION

FIG. 1 is a front perspective view of a mandolin showing my new design.

FIG. 2 is front elevational view thereof.

FIG. 3 is a bottom plan view thereof.

FIG. 4 is a rear elevational view thereof.


FIG. 5 is a top plan view thereof.

FIG. 6 is a right left side elevational view thereof; and,

FIG. 7 is a left side elevational view thereof.

The broken lines shown in FIGS. 1-7 are included for the purpose of illustrating environmental structure and form no part of the claimed design.

1 Claim, 4 Drawing Sheets



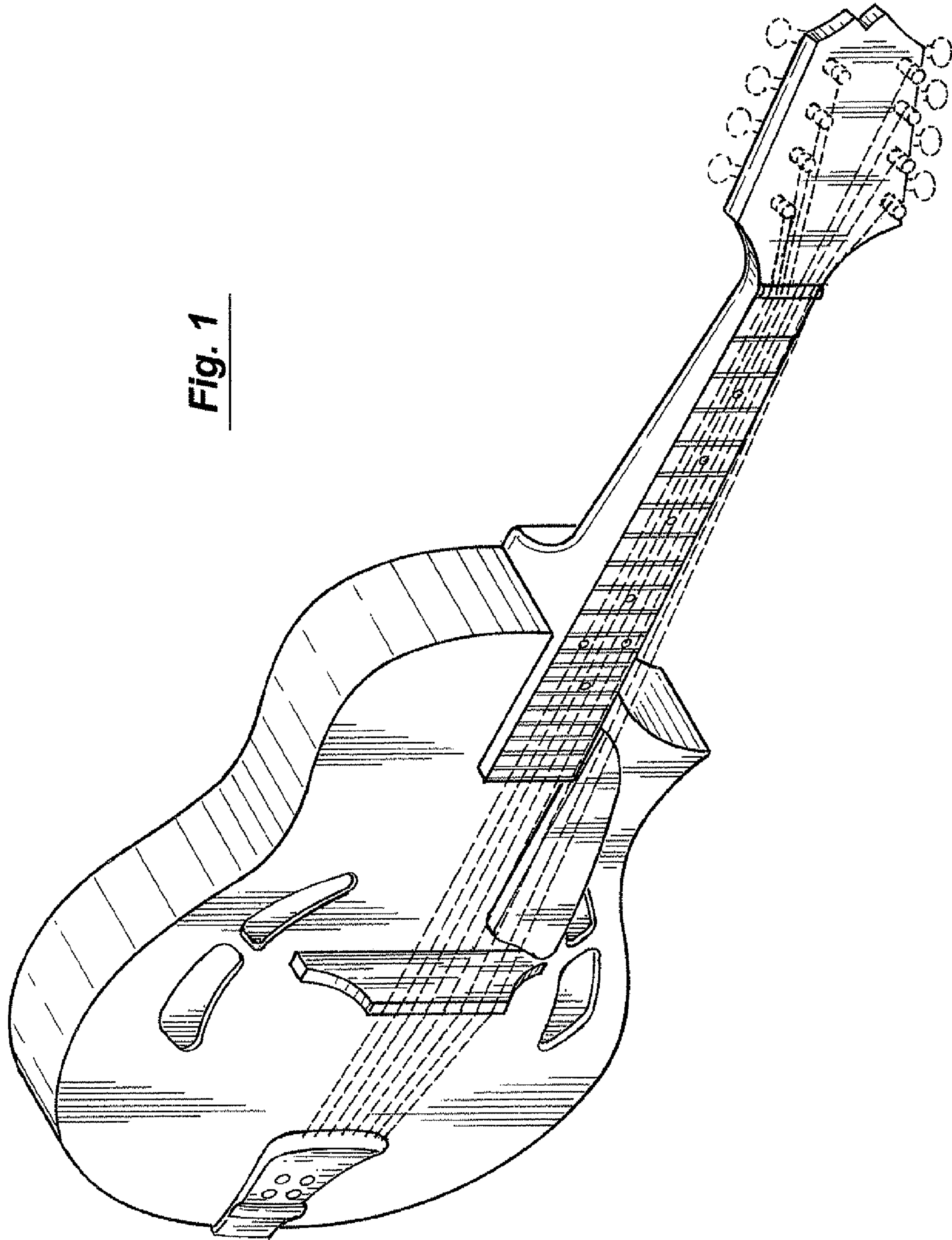


Fig. 2

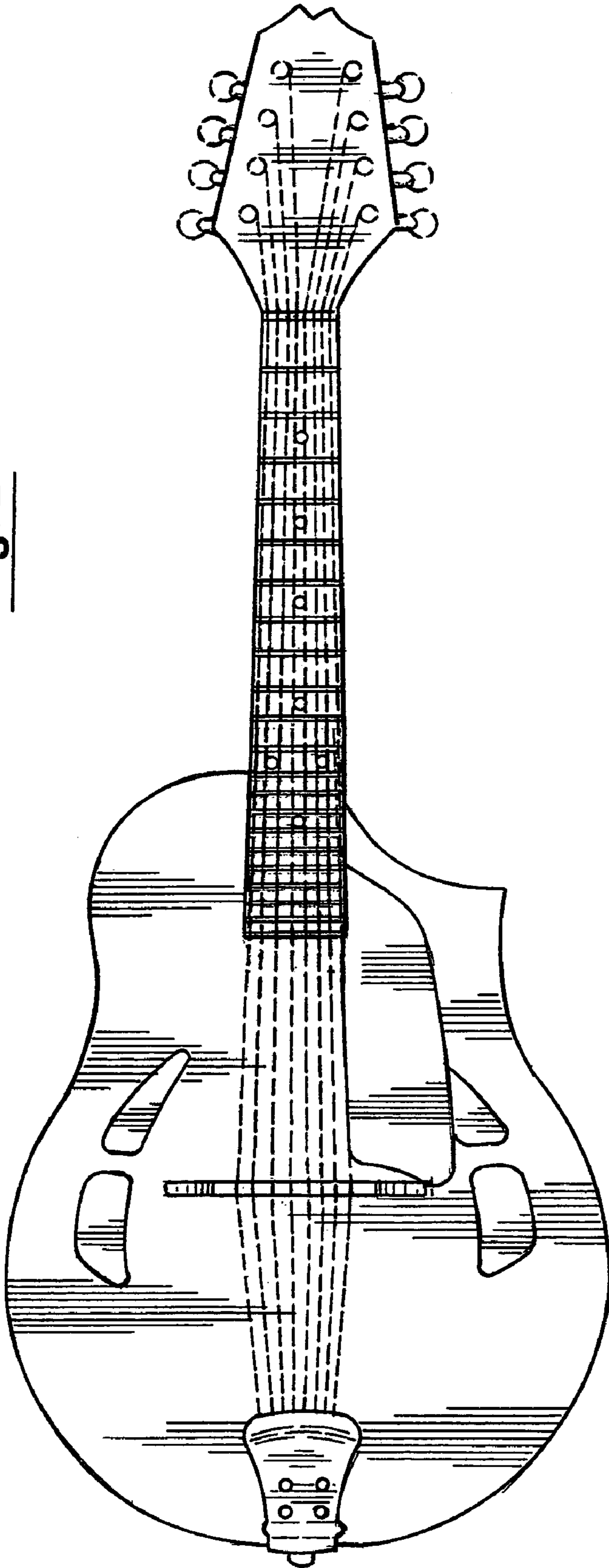


Fig. 3

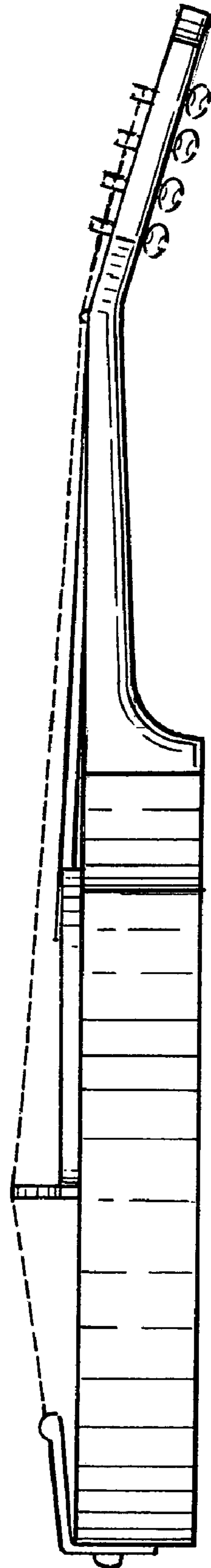


Fig. 4

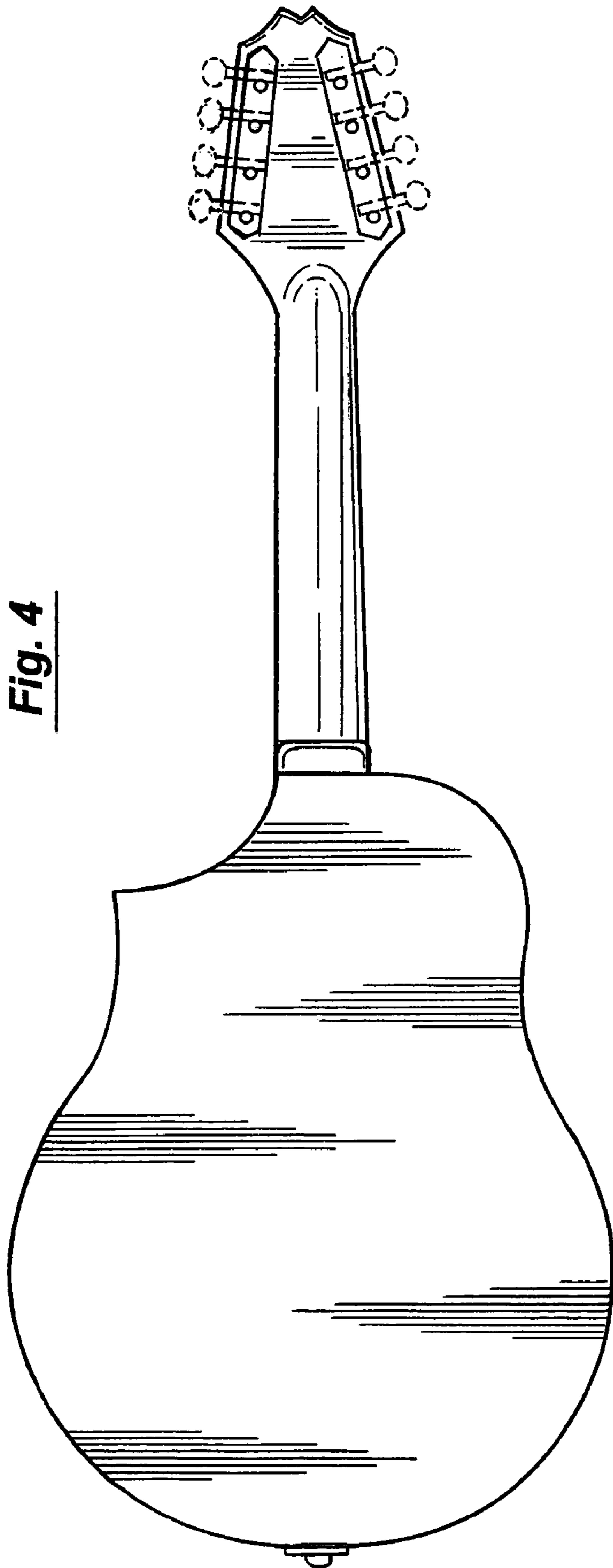
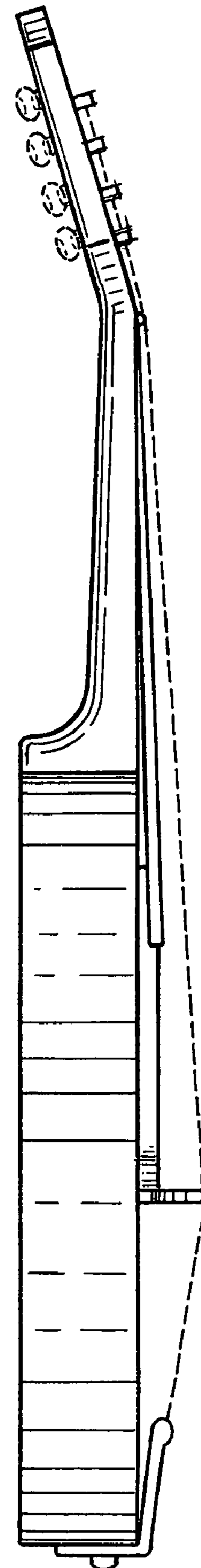


Fig. 5






Fig. 6

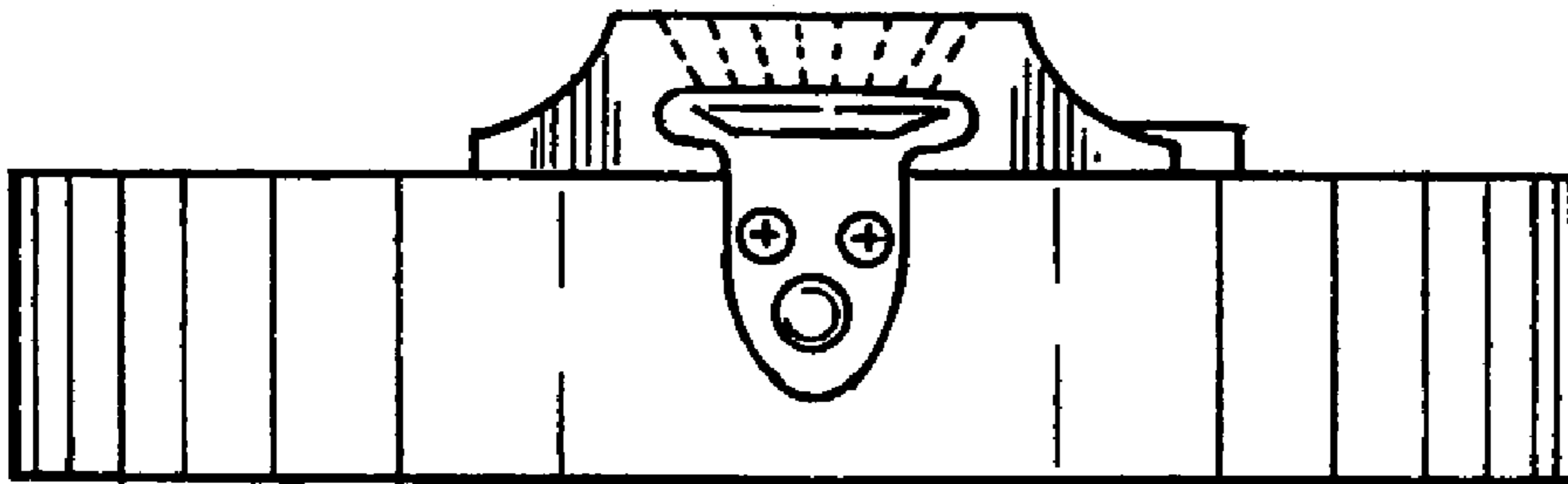


Fig. 7