



US00D550273S

(12) **United States Design Patent**
Lane et al.

(10) **Patent No.:** **US D550,273 S**
(45) **Date of Patent:** **** Sep. 4, 2007**

(54) **EYEWEAR**

(75) Inventors: **Henry Welling Lane**, San Luis Obispo, CA (US); **Eric Rhea**, San Luis Obispo, CA (US)

(73) Assignee: **Dioptics Medreal Products, Inc.**, San Luis Obispo, CA (US)

(**) Term: **14 Years**

(21) Appl. No.: **29/252,814**

(22) Filed: **Jan. 27, 2006**

(51) **LOC (8) Cl.** **16-06**

(52) **U.S. Cl.** **D16/330; D16/326; D16/900**

(58) **Field of Classification Search** D16/300-330, D16/101, 900, 332-338; D29/109-110; D24/110.2; 351/41, 44, 51, 62, 158, 92, 103-111, 130, 351/61, 114-119, 121-124; 2/426-432, 447-449, 2/441, 436, 434-437

See application file for complete search history.

(56) **References Cited**

U.S. PATENT DOCUMENTS

2,714,717	A	*	8/1955	Allman	D16/900
D210,698	S	*	4/1968	Simon	D16/326
4,217,037	A	*	8/1980	Lemelson	351/44
4,824,234	A	*	4/1989	Sparks et al.	351/53
5,526,068	A	*	6/1996	Markovitz	351/44
D404,754	S	*	1/1999	Yee et al.	D16/326

5,917,574	A	*	6/1999	Chang	351/47
6,280,029	B1	*	8/2001	Salk	351/47
D449,641	S	*	10/2001	Arnette	D16/326
6,398,362	B1	*	6/2002	Masunaga	351/57
D469,458	S	*	1/2003	Baden et al.	D16/326
6,997,551	B2	*	2/2006	James	351/47
7,048,374	B2	*	5/2006	Ng	351/124
2001/0009450	A1	*	7/2001	Da Via	351/57
2003/0002009	A1	*	1/2003	Shono	351/47

OTHER PUBLICATIONS

Henry Welling Lane, U.S. Appl. No. 29/252,816 filed Jan. 27, 2006.

* cited by examiner

Primary Examiner—Raphael Barkai

(74) *Attorney, Agent, or Firm*—Westberg Law Offices

(57) **CLAIM**

The ornamental design for eyewear, as shown and described.

DESCRIPTION

FIG. 1 is a front perspective view of an embodiment of eyewear showing my new design;

FIG. 2 is a front elevation view thereof;

FIG. 3 is a top view thereof;

FIG. 4 is a bottom view thereof;

FIG. 5 is a rear elevation; and,

FIG. 6 is a right side elevation view thereof, the left side thereof being a mirror image of the right side.

1 Claim, 2 Drawing Sheets




FIG. 1

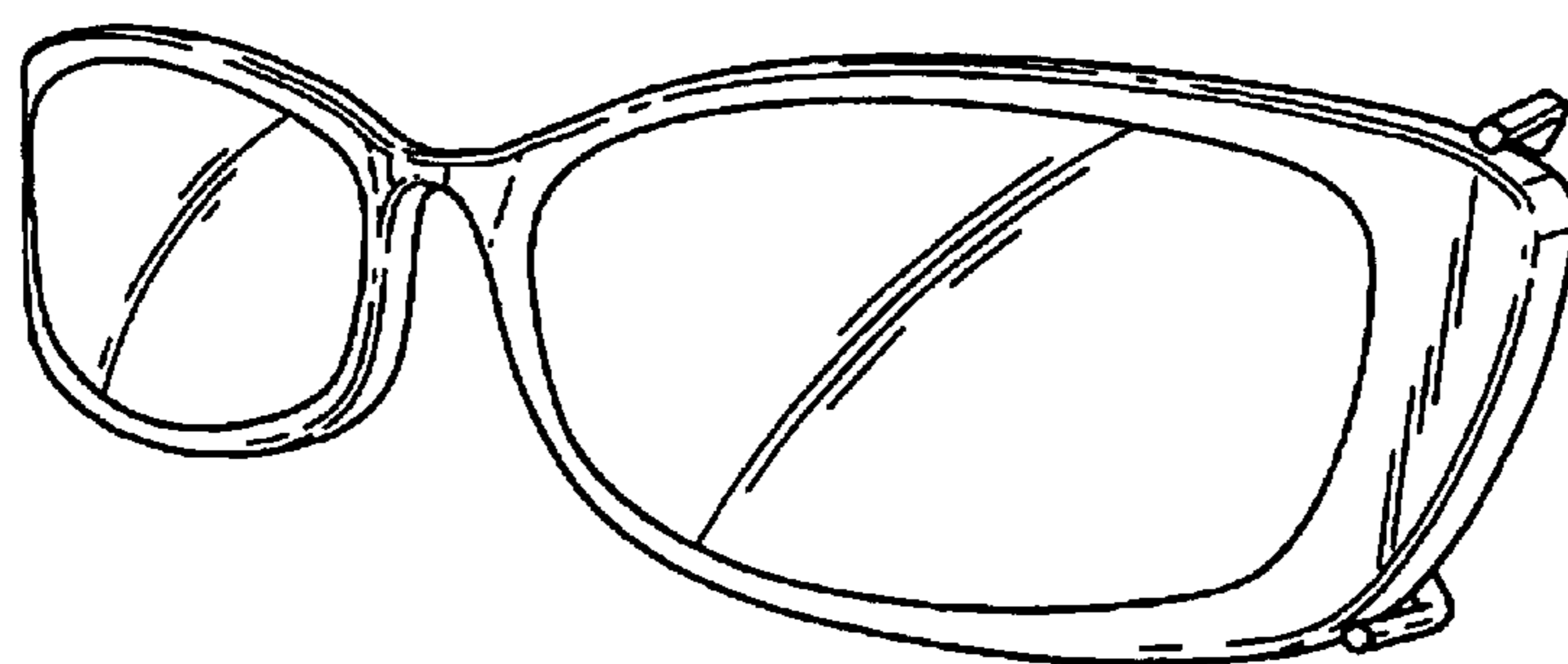


FIG. 2




FIG. 3



FIG. 4



FIG. 5




FIG. 6

