



US00D550272S

(12) **United States Design Patent**
Markovitz

(10) **Patent No.:** **US D550,272 S**

(45) **Date of Patent:** **** Sep. 4, 2007**

(54) **EYEGLASS FRAME WITH SQUARED
TEMPLES**

D481,751 S * 11/2003 Stables D16/321
D487,477 S * 3/2004 Lane D16/337

(76) Inventor: **Aaron Markovitz**, 212 E. 77th St., New
York, NY (US) 10021

* cited by examiner

Primary Examiner—Raphael Barkai
(74) *Attorney, Agent, or Firm*—Malloy & Malloy, P.A.

(**) Term: **14 Years**

(21) Appl. No.: **29/236,255**

(57) **CLAIM**

(22) Filed: **Aug. 15, 2005**

I claim the original design for an eyeglass frame with
squared temples, as shown.

(51) **LOC (8) Cl.** **16-06**

(52) **U.S. Cl.** **D16/326**

(58) **Field of Classification Search** D16/300–330,
D16/101, 332–338; D29/109–110; D24/110.2;
351/41, 44, 51–52, 62, 158, 92, 103–111,
351/156, 61, 114–119, 121–123; 2/426–432,
2/447–449, 441, 436, 434–437

See application file for complete search history.

DESCRIPTION


FIG. 1 is a perspective view
FIG. 2 is a front view
FIG. 3 is a side view, the opposite side being a mirror image
thereof
FIG. 4 is a top view
FIG. 5 is a rear view; and,
FIG. 6 is a bottom view.

(56) **References Cited**

U.S. PATENT DOCUMENTS

D218,953 S * 10/1970 Malese D16/326

1 Claim, 4 Drawing Sheets



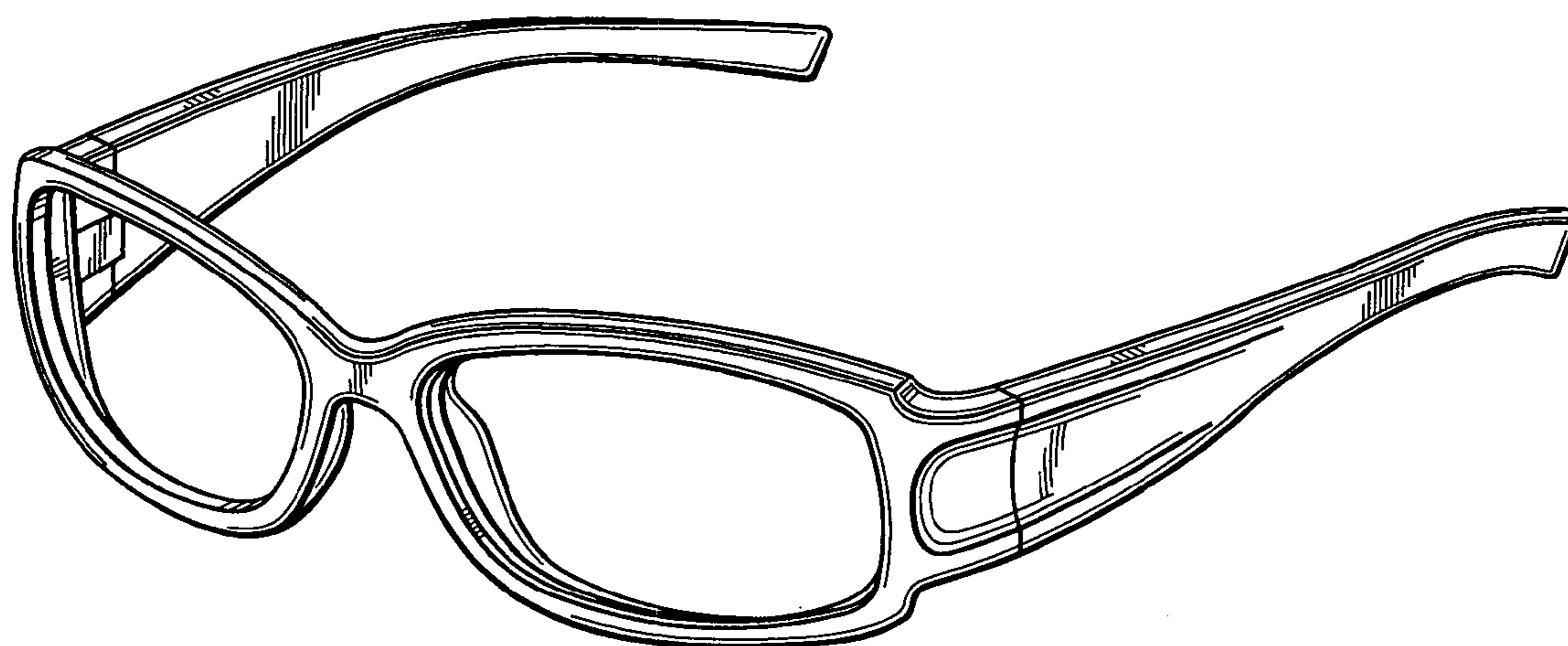


FIG. 1

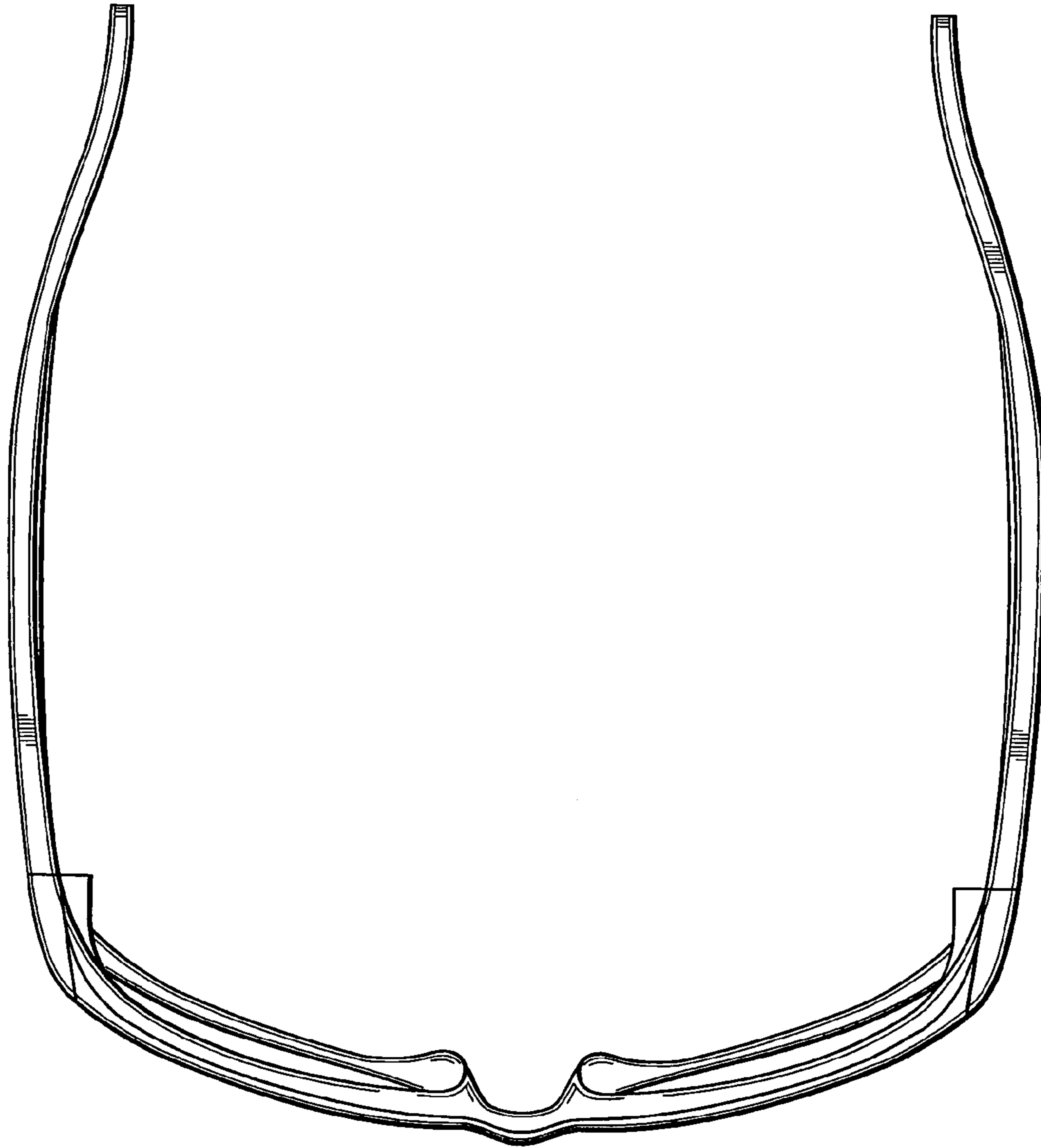


FIG. 4




FIG. 2

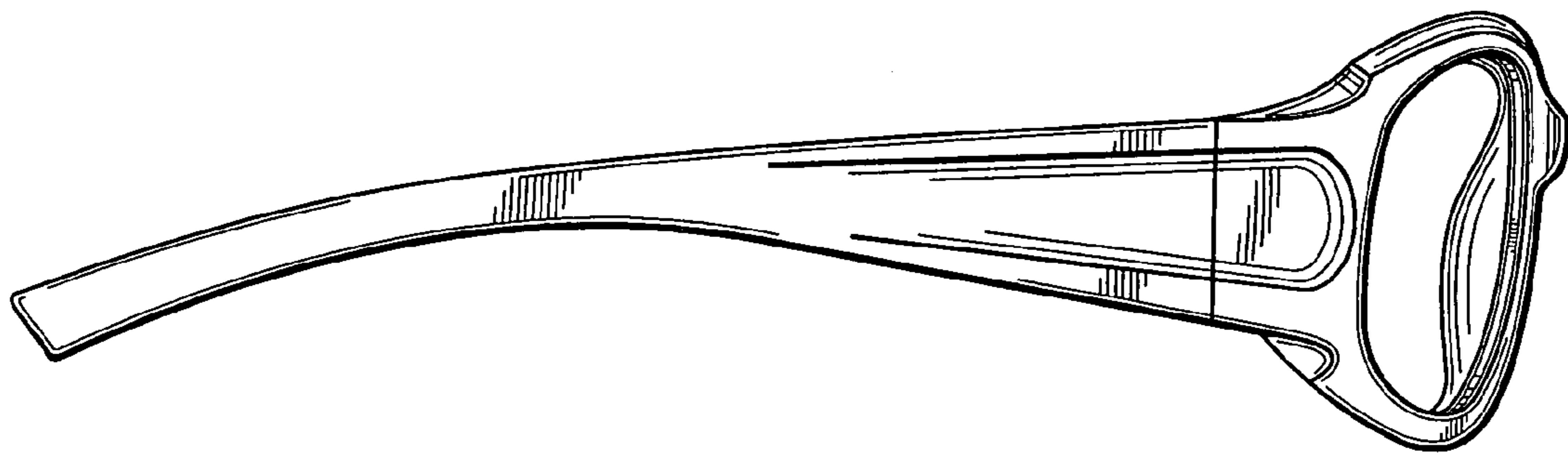


FIG. 3




FIG. 5

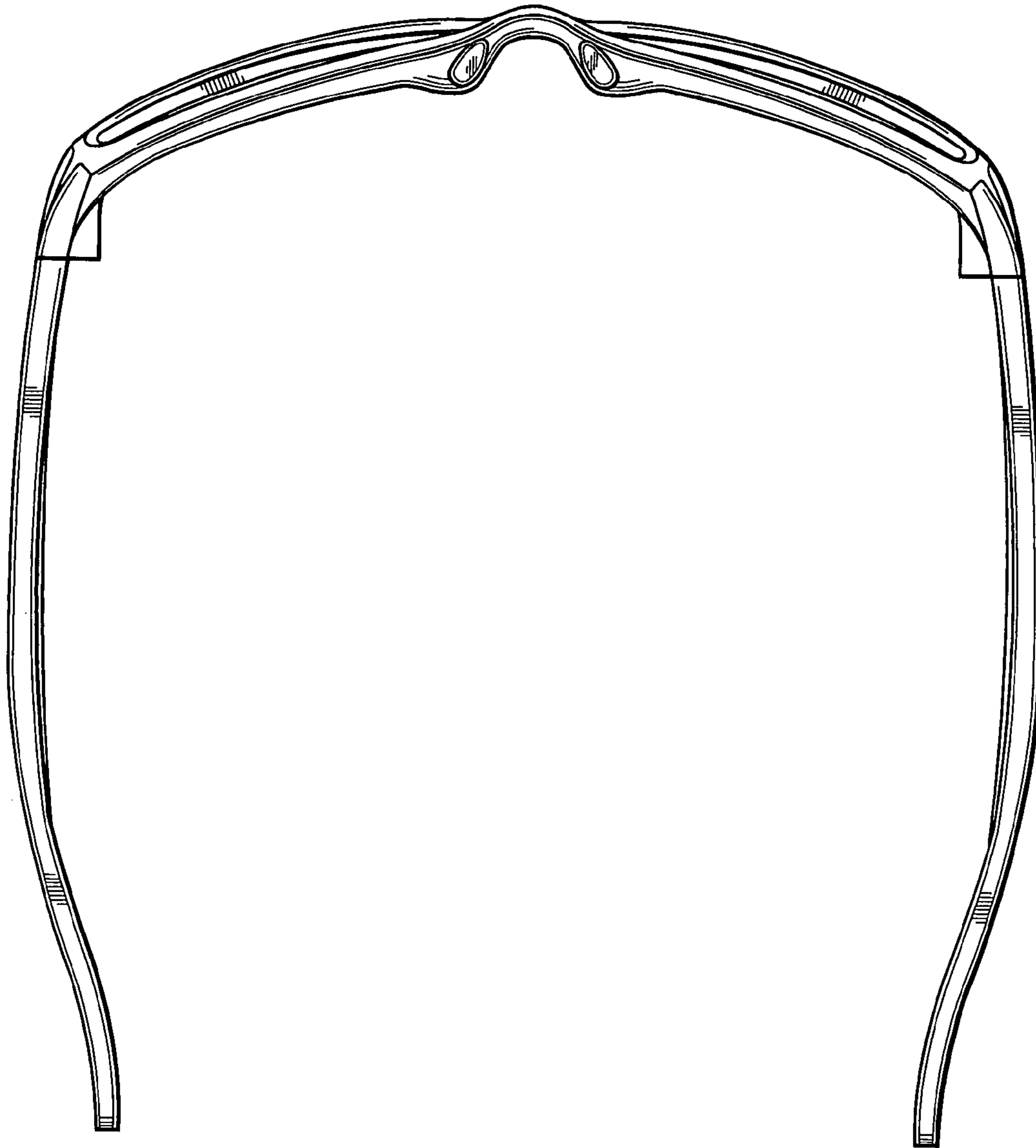


FIG. 6