



US00D550242S

(12) **United States Design Patent**  
**Niijima**

(10) **Patent No.:** **US D550,242 S**  
(45) **Date of Patent:** **\*\* Sep. 4, 2007**

(54) **COMPUTER GENERATED IMAGE FOR A DISPLAY PANEL OR SCREEN**

2004/0104936 A1\* 6/2004 Guo et al. .... 345/764  
2005/0251755 A1\* 11/2005 Mullins et al. .... 715/779

(75) Inventor: **Makoto Niijima**, Tokyo (JP)

FOREIGN PATENT DOCUMENTS

(73) Assignee: **Sony Corporation**, Tokyo (JP)

EM 000415286-0012 \* 11/2005

(\*\*) Term: **14 Years**

OTHER PUBLICATIONS

(21) Appl. No.: **29/242,411**

[http://i.b5z.net/i/u/1641223/i/FA\\_1977\\_to\\_1979\\_vaults\\_logo\\_best\\_copy\\_ezr.jpg](http://i.b5z.net/i/u/1641223/i/FA_1977_to_1979_vaults_logo_best_copy_ezr.jpg), Apr. 4, 2007.\*

(22) Filed: **Nov. 10, 2005**

\* cited by examiner

(51) **LOC (8) Cl.** ..... **14-04**

*Primary Examiner*—Robin Webster

(52) **U.S. Cl.** ..... **D14/490; D14/491**

*Assistant Examiner*—Karen E. Kearney

(58) **Field of Classification Search** ..... D14/485-95;  
D18/24-33; D19/6; D20/11; 715/700-867,  
715/973-7

(74) *Attorney, Agent, or Firm*—Rader, Fishman & Grauer PLLC

See application file for complete search history.

(57) **CLAIM**

(56) **References Cited**

The ornamental design for a computer generated image for a display panel or screen, as shown and described.

U.S. PATENT DOCUMENTS

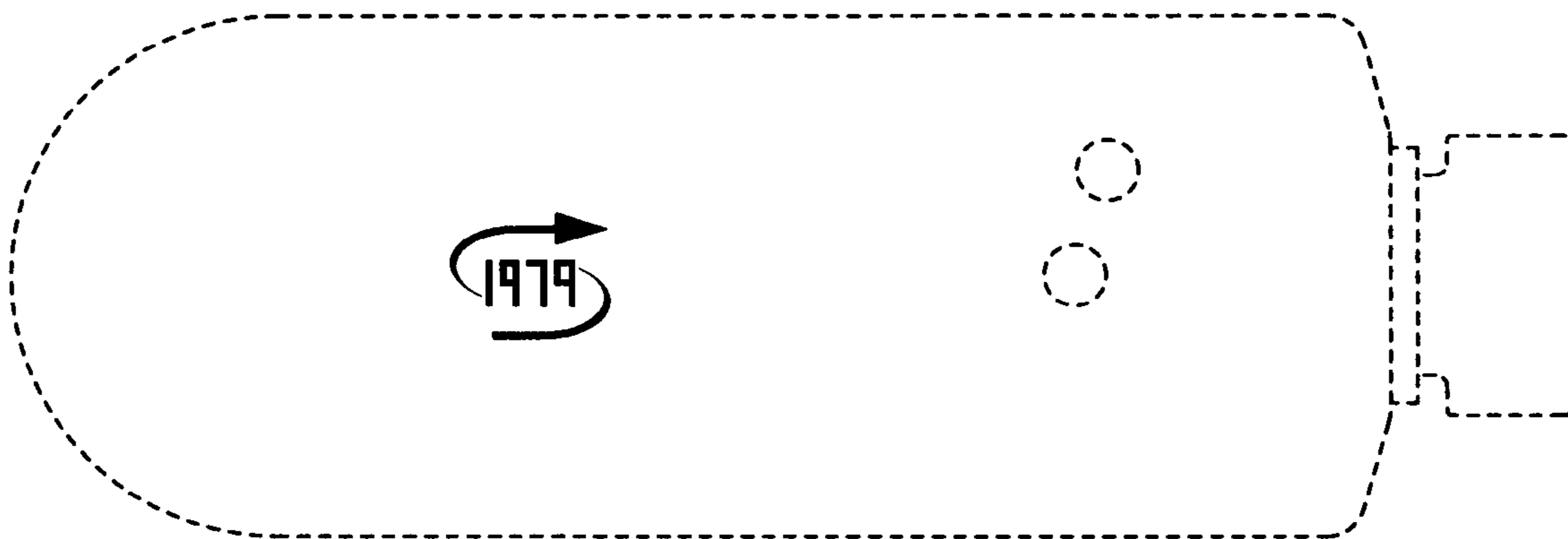
**DESCRIPTION**

5,341,293	A *	8/1994	Vertelney et al. ....	715/530
5,736,984	A *	4/1998	Jellinek et al. ....	715/710
D424,041	S	5/2000	Tambata	
6,232,970	B1 *	5/2001	Bodnar et al. ....	715/708
D444,794	S	7/2001	Nashida et al.	
D453,167	S	1/2002	Hasegawa et al.	
6,931,288	B1 *	8/2005	Lee et al. ....	700/86
7,000,192	B2 *	2/2006	Allen et al. ....	715/764
7,003,726	B2 *	2/2006	Walker et al. ....	715/717
7,028,264	B2 *	4/2006	Santoro et al. ....	715/765
7,165,224	B2 *	1/2007	Pyhalammi	715/748
2004/0001079	A1 *	1/2004	Zhao et al. ....	345/719
2004/0066411	A1 *	4/2004	Fung et al. ....	345/781

FIG. 1 is a front elevational view of a computer generated image for a display panel or screen showing my new design; FIG. 2 is a front elevational view of a second image thereof; FIG. 3 is a front elevational view of a third image thereof; and,

FIG. 4 is a front elevational view of a fourth image thereof. The broken line showing of a portion of a display panel or screen is for illustrating environmental structure and forms no part of the claimed design.

**1 Claim, 4 Drawing Sheets**



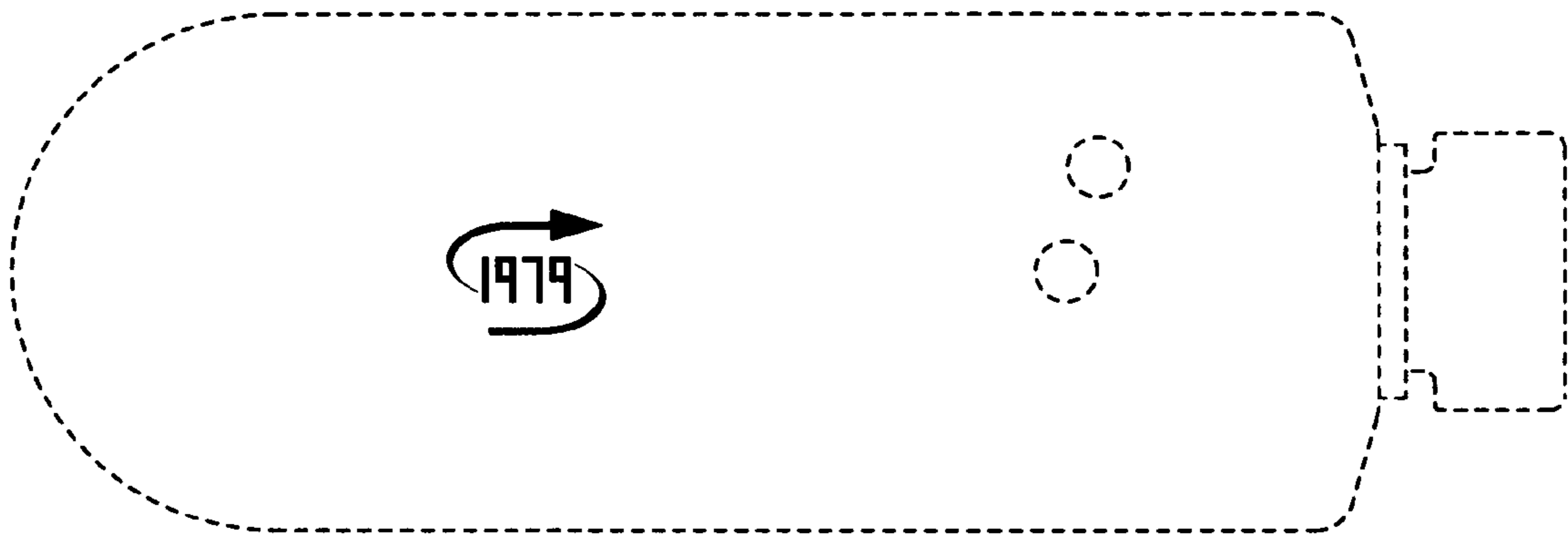


FIG. 1

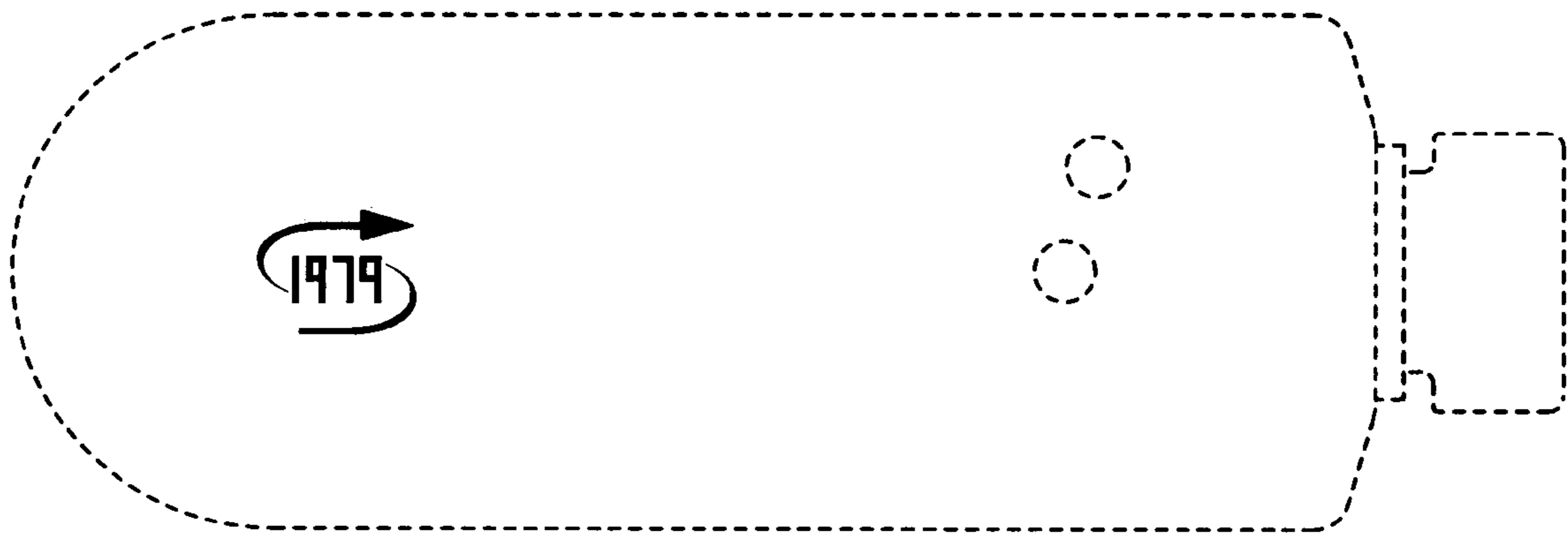


FIG. 2

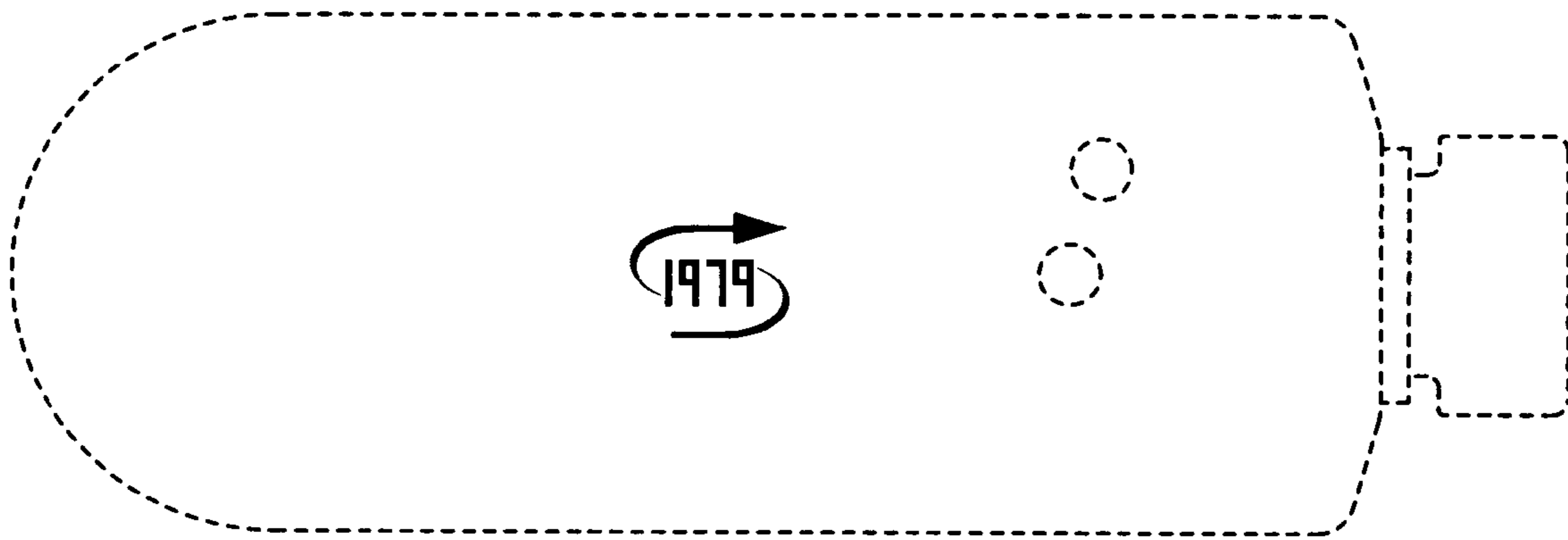


FIG. 3

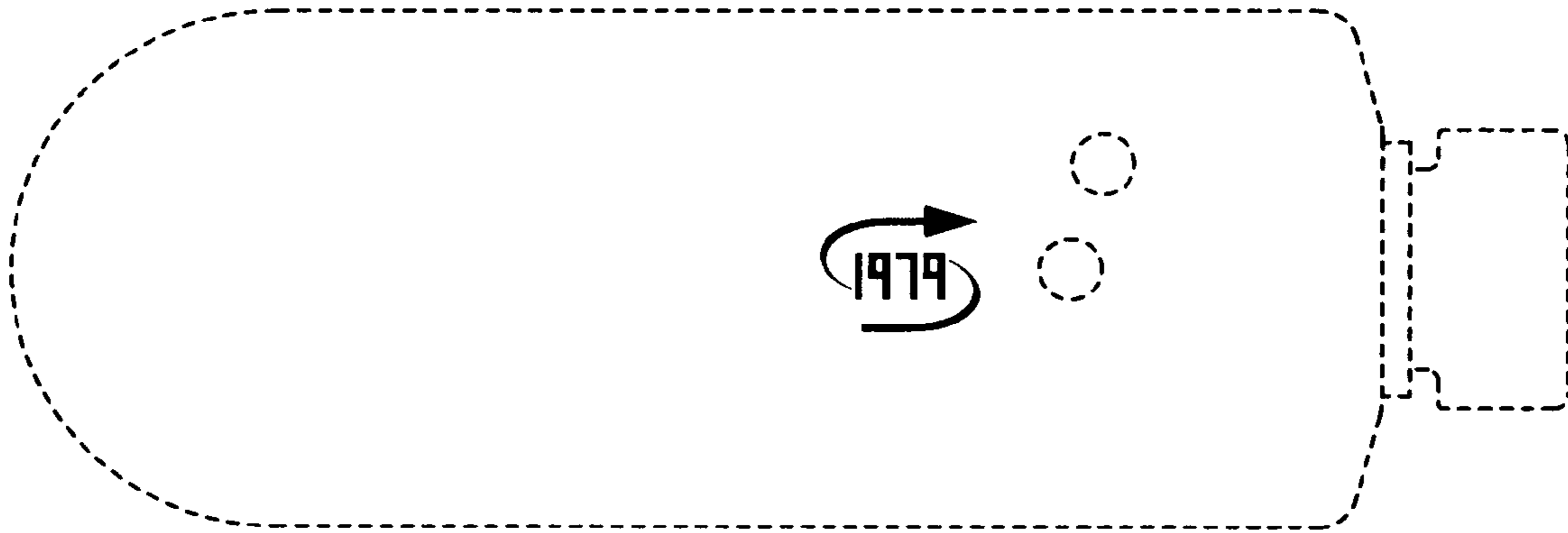


FIG. 4