



US00D550233S

(12) **United States Design Patent** (10) **Patent No.:** **US D550,233 S**
Vigesaa (45) **Date of Patent:** **** Sep. 4, 2007**

(54) **SET OF IMAGES FOR PORTIONS OF A DISPLAY SCREEN**

7,117,441 B2 * 10/2006 Allport 715/721

* cited by examiner

(75) Inventor: **Eric B. Vigesaa**, Seattle, WA (US)

Primary Examiner—Alan P. Douglas

(73) Assignee: **Microsoft Corporation**, Redmond, WA (US)

Assistant Examiner—Deanna Fluegeman

(74) *Attorney, Agent, or Firm*—Banner & Witcoff, Ltd.

(**) Term: **14 Years**

(57) **CLAIM**

(21) Appl. No.: **29/233,250**

The ornamental design for a set of images for portions of a display screen, as shown and described.

(22) Filed: **Jun. 30, 2005**

DESCRIPTION

(51) **LOC (8) Cl.** **14-04**

(52) **U.S. Cl.** **D14/487**

(58) **Field of Classification Search** D14/485-495;
D18/24-33; D19/6; D20/11; D21/324-333;
715/700-867, 973-977

FIG. 1 is a front view of the first image of a set of images for portions of a display screen showing our new design;

FIG. 2 is a front view of the second image of a set of images for portions of a display screen showing our new design; and,

See application file for complete search history.

FIG. 3 is a front view of the third image of a set of images for portions of a display screen showing our new design.


(56) **References Cited**

The three images of the set are displayed on a display screen at the same time. The relative positioning of the images of the set forms no part of the claimed design. The broken line showing of the portions of the display screen are for illustrative purposes only and form no part of the claimed design.

U.S. PATENT DOCUMENTS

D296,339 S *	6/1988	Wells-Papanek et al. ..	D14/487
D344,102 S *	2/1994	Polak et al.	D20/11
D424,541 S *	5/2000	Mugura	D14/486
D454,574 S *	3/2002	Wasko et al.	D14/487
6,907,575 B2 *	6/2005	Duarte	715/784
7,089,287 B2 *	8/2006	Bellotti et al.	715/738

1 Claim, 1 Drawing Sheet






FIG. 1




FIG. 2



FIG. 3