



US00D550219S

(12) **United States Design Patent**
Chintala et al.

(10) **Patent No.:** **US D550,219 S**

(45) **Date of Patent:** **** Sep. 4, 2007**

(54) **PORTABLE PHONE**

(75) Inventors: **Thomas J. Chintala**, San Diego, CA (US); **Clifton E. Scott**, San Diego, CA (US); **Gregory Paul Heinzinger**, Del Mar, CA (US); **Jason C. Baron**, San Diego, CA (US); **Mark R. Gartz**, Mt. Prospect, IL (US); **Paul Barnier**, Poway, CA (US); **Scott R. Semenik**, Saint Charles, IL (US); **Kam Cheong Anthony Tsoi**, San Diego, CA (US)

(73) Assignee: **Qualcomm Incorporated**, San Diego, CA (US)

(**) Term: **14 Years**

(21) Appl. No.: **29/207,778**

(22) Filed: **Jun. 18, 2004**

(51) **LOC (8) Cl.** **14-03**

(52) **U.S. Cl.** **D14/247**

(58) **Field of Classification Search** D14/137-138, D14/143, 144, 147-148, 218, 247-248, 341-347; D21/517; 379/419, 433.01-433.13, 434, 379/440, 428.01-428.02; 455/575.1, 566, 455/556.1, 550.1-90.3; D10/104, 106; D13/168; 345/168, 169

See application file for complete search history.

(56) **References Cited**

U.S. PATENT DOCUMENTS

D389,828 S * 1/1998 Kutsuzawa D14/138
D412,000 S * 7/1999 Harris et al. D14/247
D454,849 S * 3/2002 Eckholm D14/138

D477,582 S * 7/2003 Muensch et al. D14/147
D479,515 S * 9/2003 Seo D14/138
6,865,401 B2 * 3/2005 Kotzin 455/557
D511,507 S * 11/2005 Chintala et al. D14/138
D514,538 S * 2/2006 Chan et al. D14/138
2004/0156497 A1 * 8/2004 Kato 379/419
2006/0023872 A1 * 2/2006 Chang 379/440

* cited by examiner

Primary Examiner—Ian Simmons

Assistant Examiner—Carla Jobe Wright

(74) *Attorney, Agent, or Firm*—Thomas R. Rouse; Charles D. Brown; Abdollah Katbob

(57) **CLAIM**

I claim the ornamental design for a portable phone, as shown and described.

DESCRIPTION

FIG. 1 is a front perspective view of a portable phone;

FIG. 2 is a rear perspective view thereof;

FIG. 3 is a front elevation view thereof;

FIG. 4 is a right side elevation view thereof;

FIG. 5 is a left side elevation view thereof;

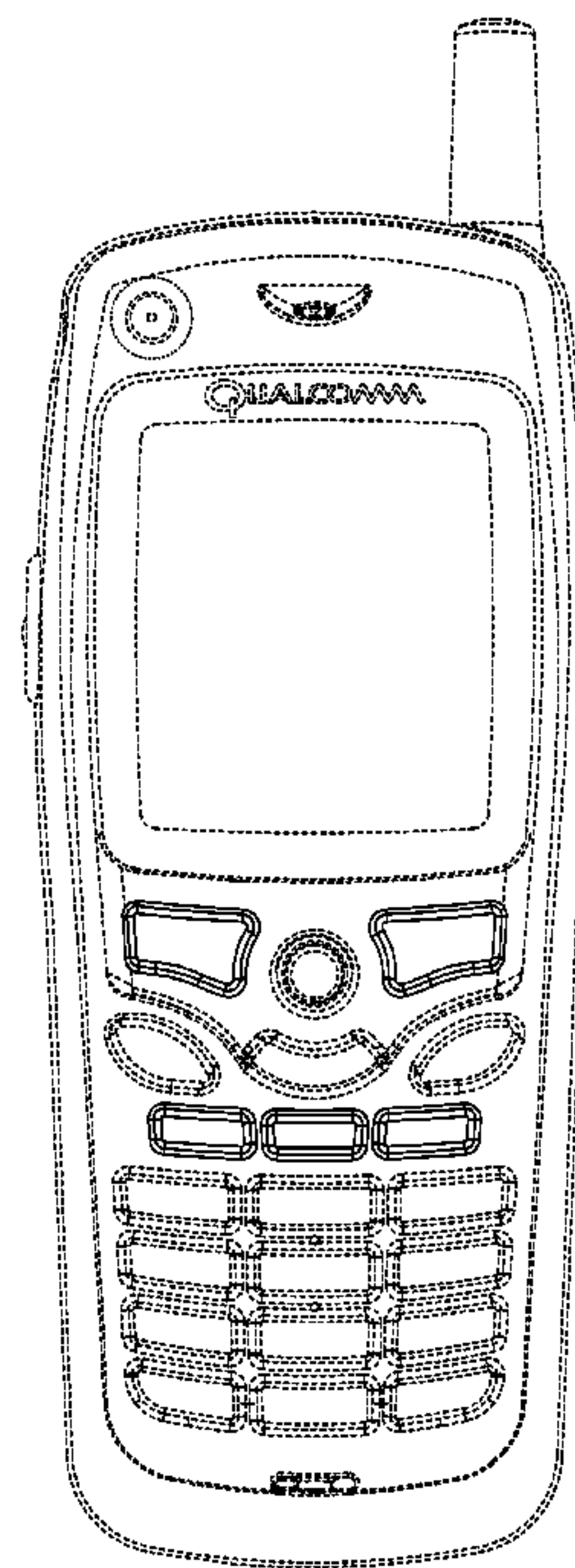
FIG. 6 is a rear elevation view thereof;

FIG. 7 is a top plan view thereof; and,

FIG. 8 is a bottom plan view thereof.

The broken line showing of environmental features is for illustrative purposes only and forms no part of the claimed design.

1 Claim, 8 Drawing Sheets



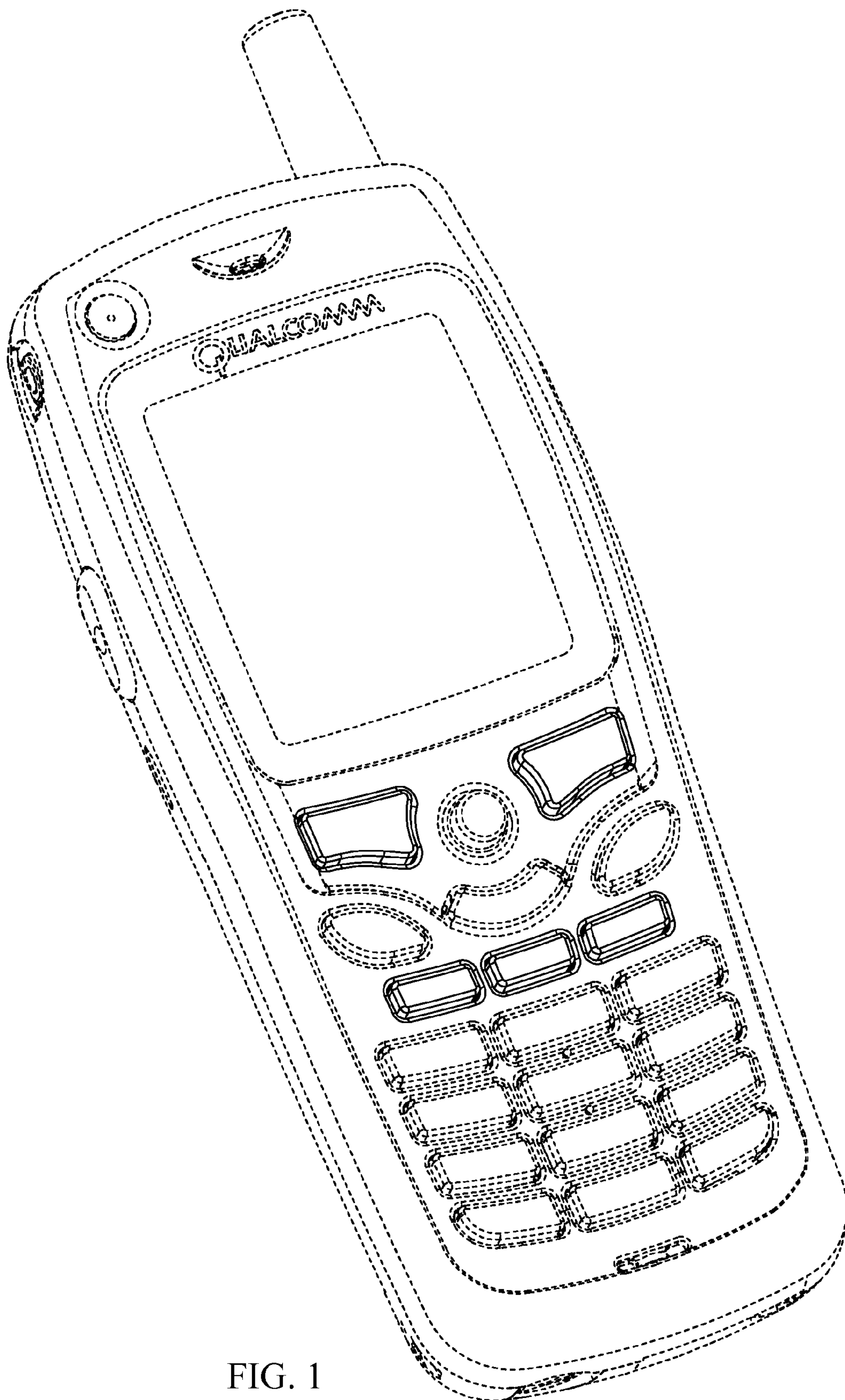


FIG. 1

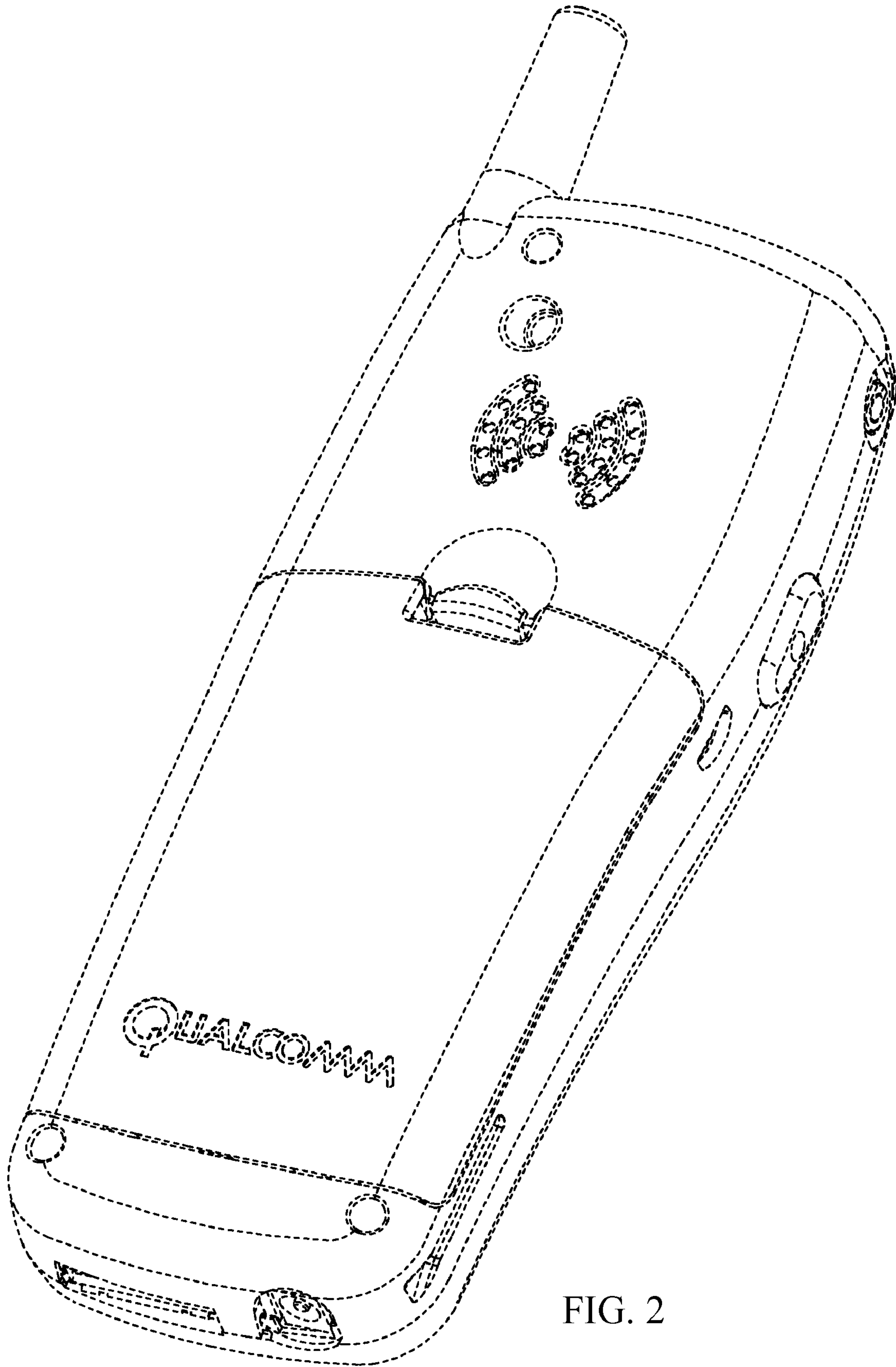


FIG. 2

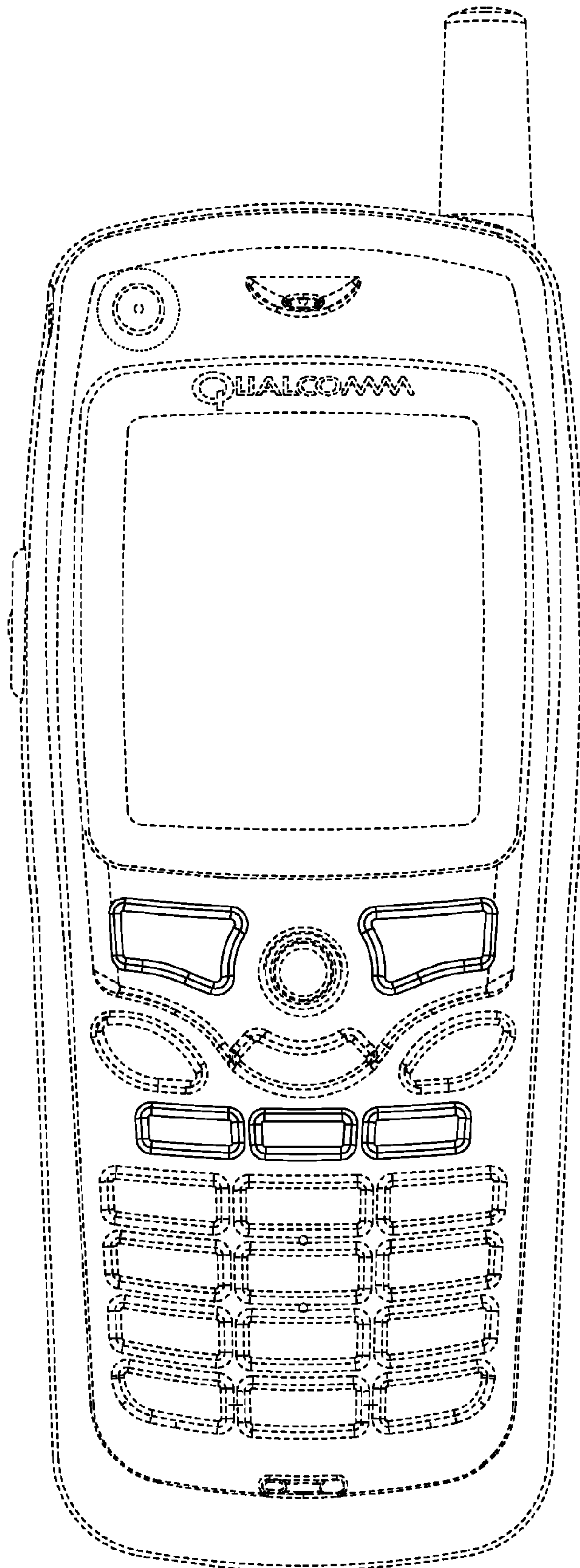


FIG. 3

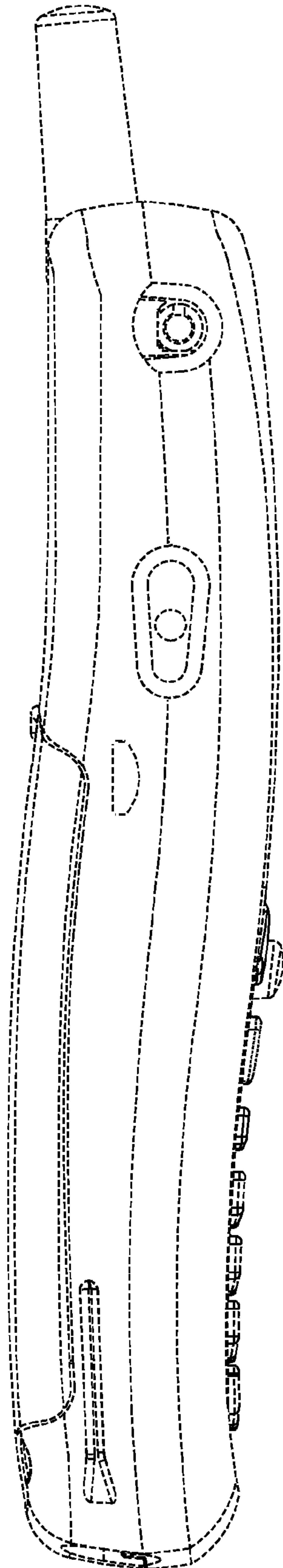


FIG. 4




FIG. 5

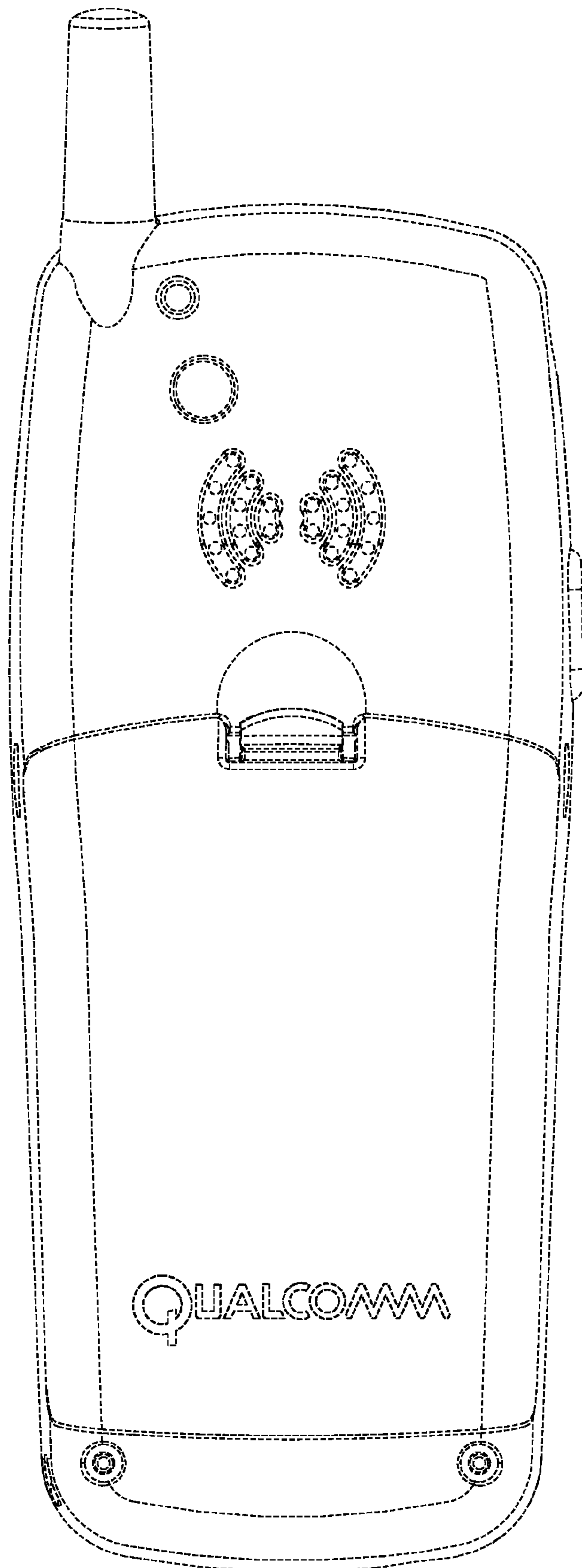


FIG. 6




FIG. 7

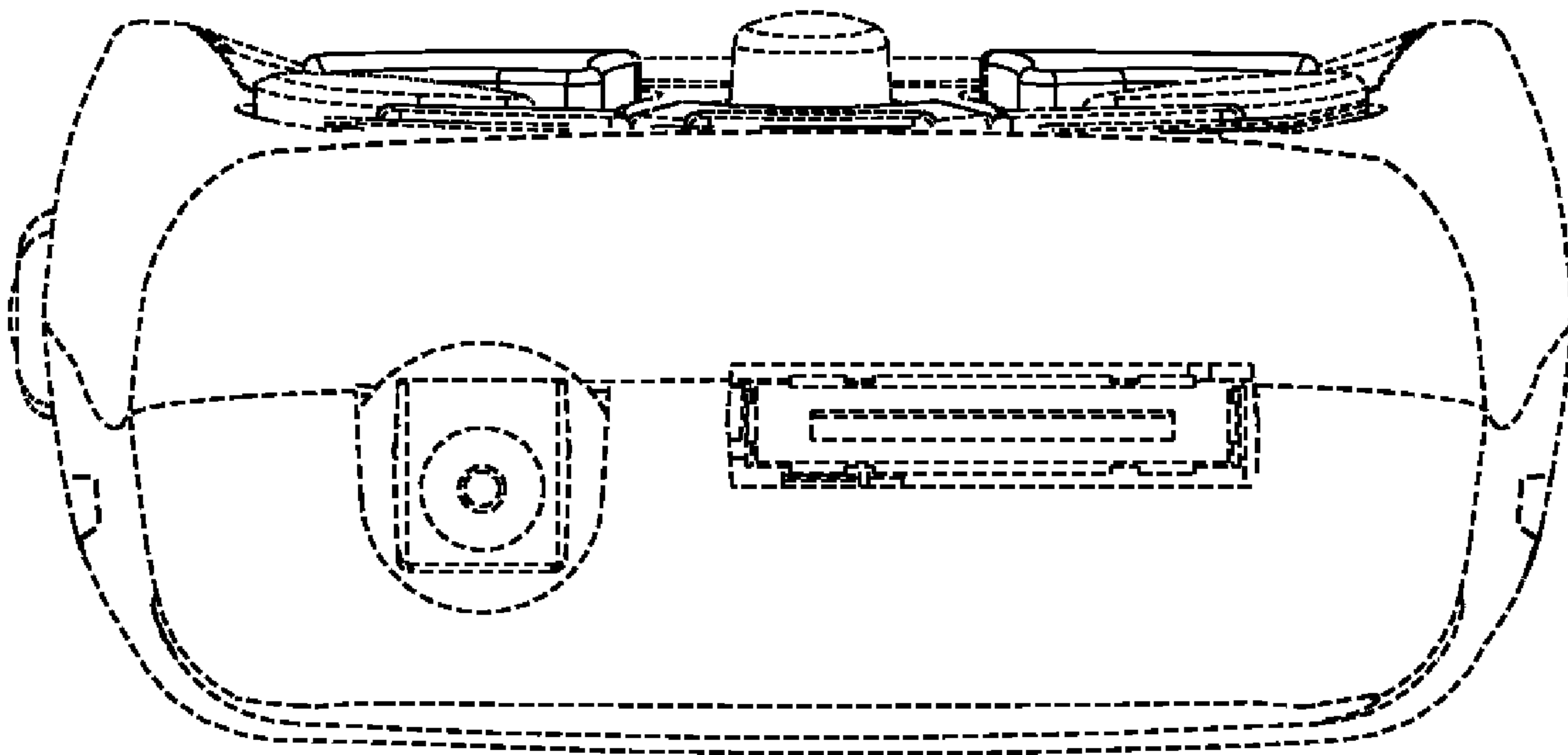


FIG. 8