



US00D550198S

(12) **United States Design Patent** (10) **Patent No.:** **US D550,198 S**  
**Deal** (45) **Date of Patent:** **\*\* Sep. 4, 2007**

(54) **SHOPPER CALL BOX**  
 (75) Inventor: **Steve Deal**, San Diego, CA (US)  
 (73) Assignee: **Indyme Solutions Inc.**, San Diego, CA (US)  
 (\*\*) Term: **14 Years**  
 (21) Appl. No.: **29/250,866**  
 (22) Filed: **Dec. 4, 2006**

D469,420 S \* 1/2003 Parsadayan ..... D14/159  
 D490,396 S \* 5/2004 Yamaguchi et al. .... D14/159  
 D500,751 S \* 1/2005 Yukikado et al. .... D14/159  
 D502,156 S \* 2/2005 Senda et al. .... D14/130  
 D519,100 S \* 4/2006 Shioya et al. .... D14/159  
 D525,963 S \* 8/2006 Yukikado et al. .... D14/159  
 D531,160 S \* 10/2006 Yukikado et al. .... D14/159  
 D532,782 S \* 11/2006 Russo et al. .... D14/307

\* cited by examiner

*Primary Examiner*—Cathron C. Brooks  
*Assistant Examiner*—Austin Murphy

(51) **LOC (8) Cl.** ..... **14-03**  
 (52) **U.S. Cl.** ..... **D14/159**  
 (58) **Field of Classification Search** ..... D14/300,  
 D14/307, 162, 159, 130, 158, 146, 142; D13/177;  
 D20/10; D6/470; 379/176, 167.14, 167.05,  
 379/156, 155; 455/575.2; 348/156; 340/326;  
 713/182

See application file for complete search history.

(56) **References Cited**

U.S. PATENT DOCUMENTS

D366,975 S \* 2/1996 Kaga ..... D6/470  
 D410,004 S \* 5/1999 LaPorte et al. .... D14/146  
 D415,330 S \* 10/1999 King ..... D99/28  
 D424,575 S \* 5/2000 Wilson ..... D14/300  
 D425,875 S \* 5/2000 Wilson ..... D14/307  
 D452,712 S \* 1/2002 Kim ..... D20/10

(57) **CLAIM**

The ornamental design for shopper call box, as shown and described.

**DESCRIPTION**

FIG. 1 is a perspective view of a shopper call box of the present invention;

FIG. 2 is a right-side elevational view of the invention, the left-side elevational view being a mirror image thereof;

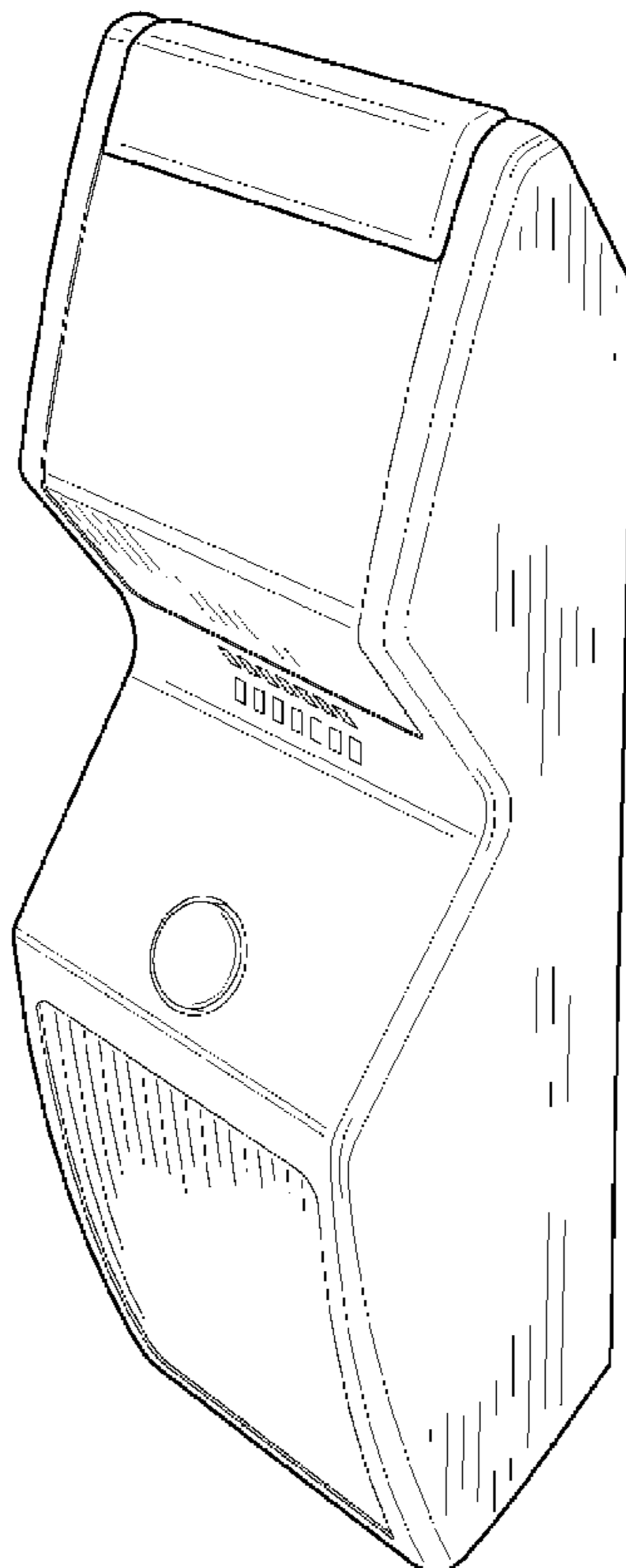
FIG. 3 is a front elevational view of the invention;

FIG. 4 is a rear elevational view of the invention;

FIG. 5 is a top plan view of the invention; and,

FIG. 6 is a bottom plan view of the invention.

**1 Claim, 2 Drawing Sheets**



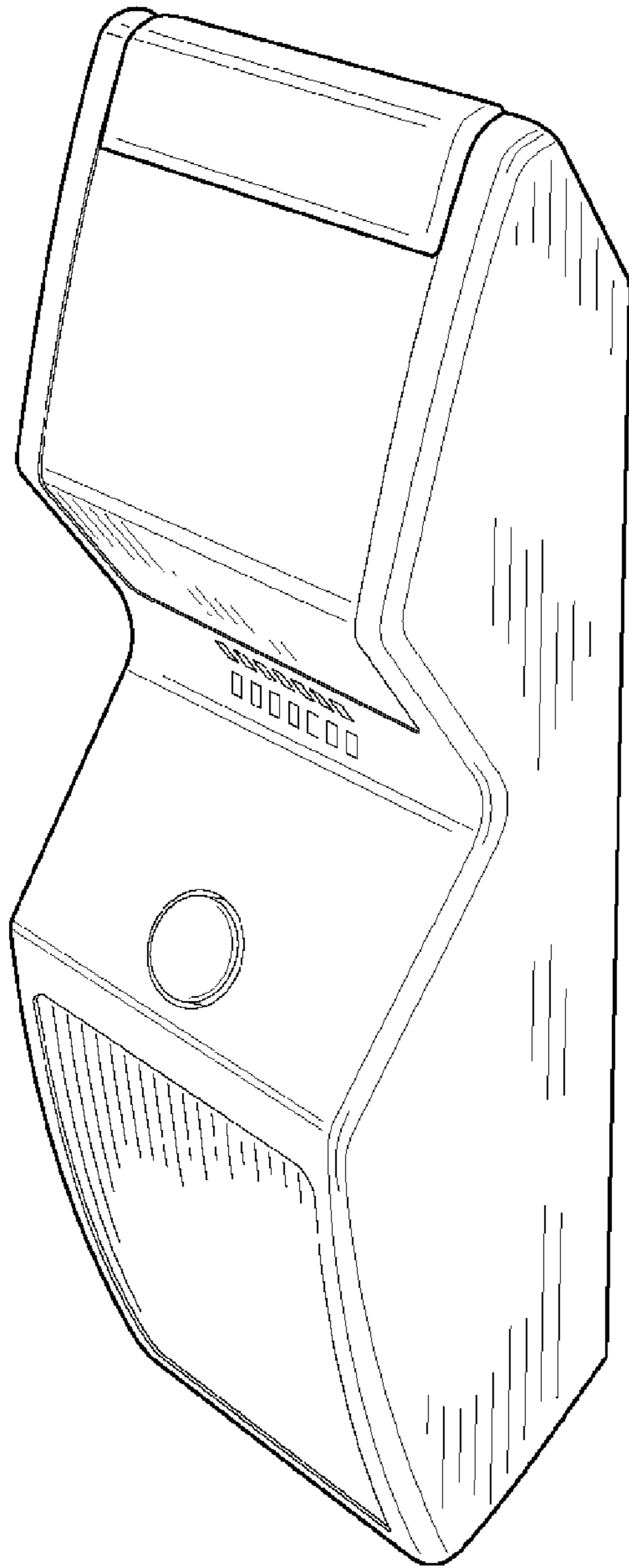


FIG. 1

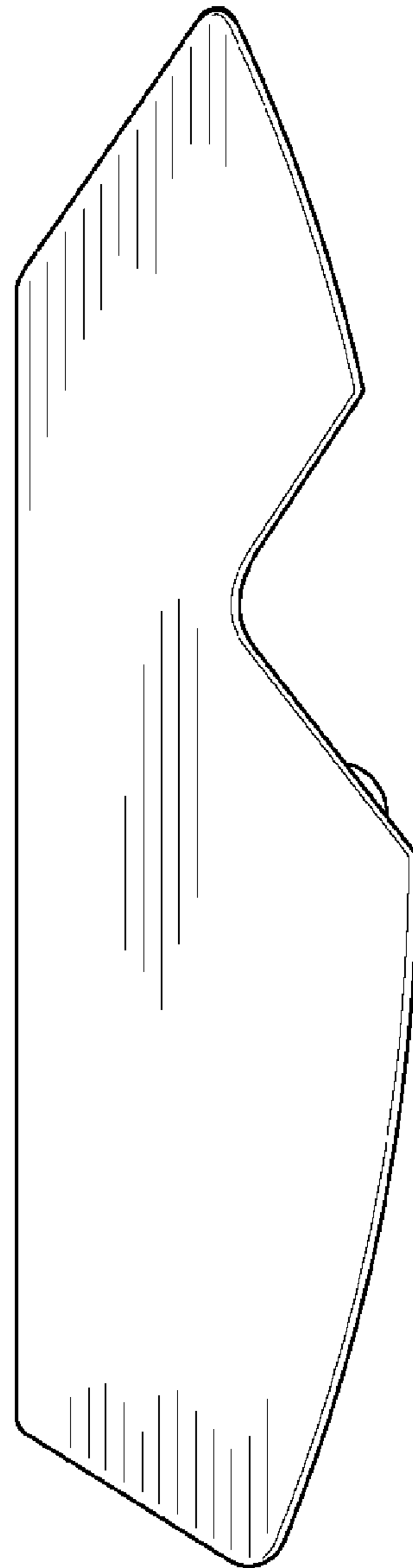


FIG. 2

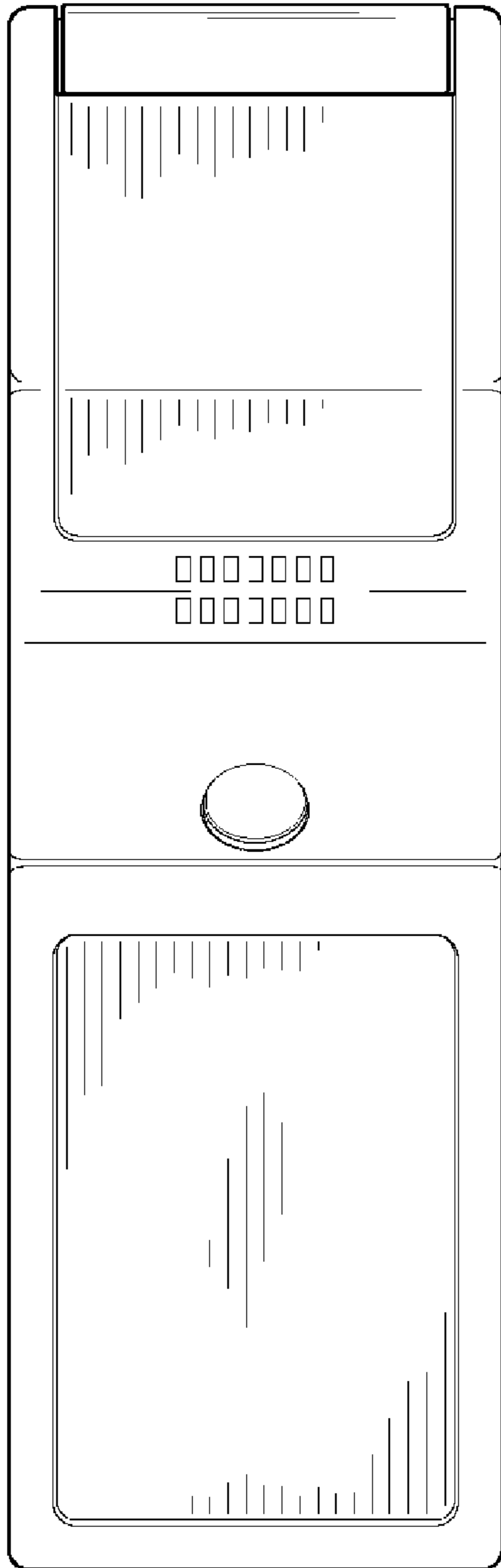


FIG. 3

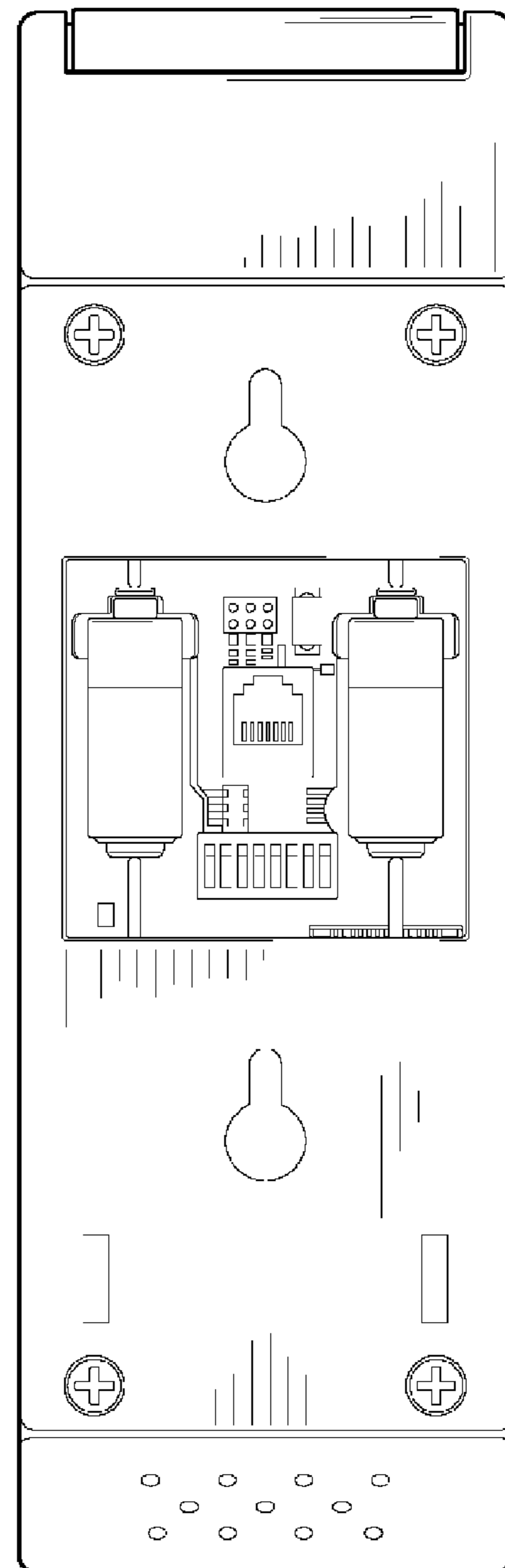


FIG. 4

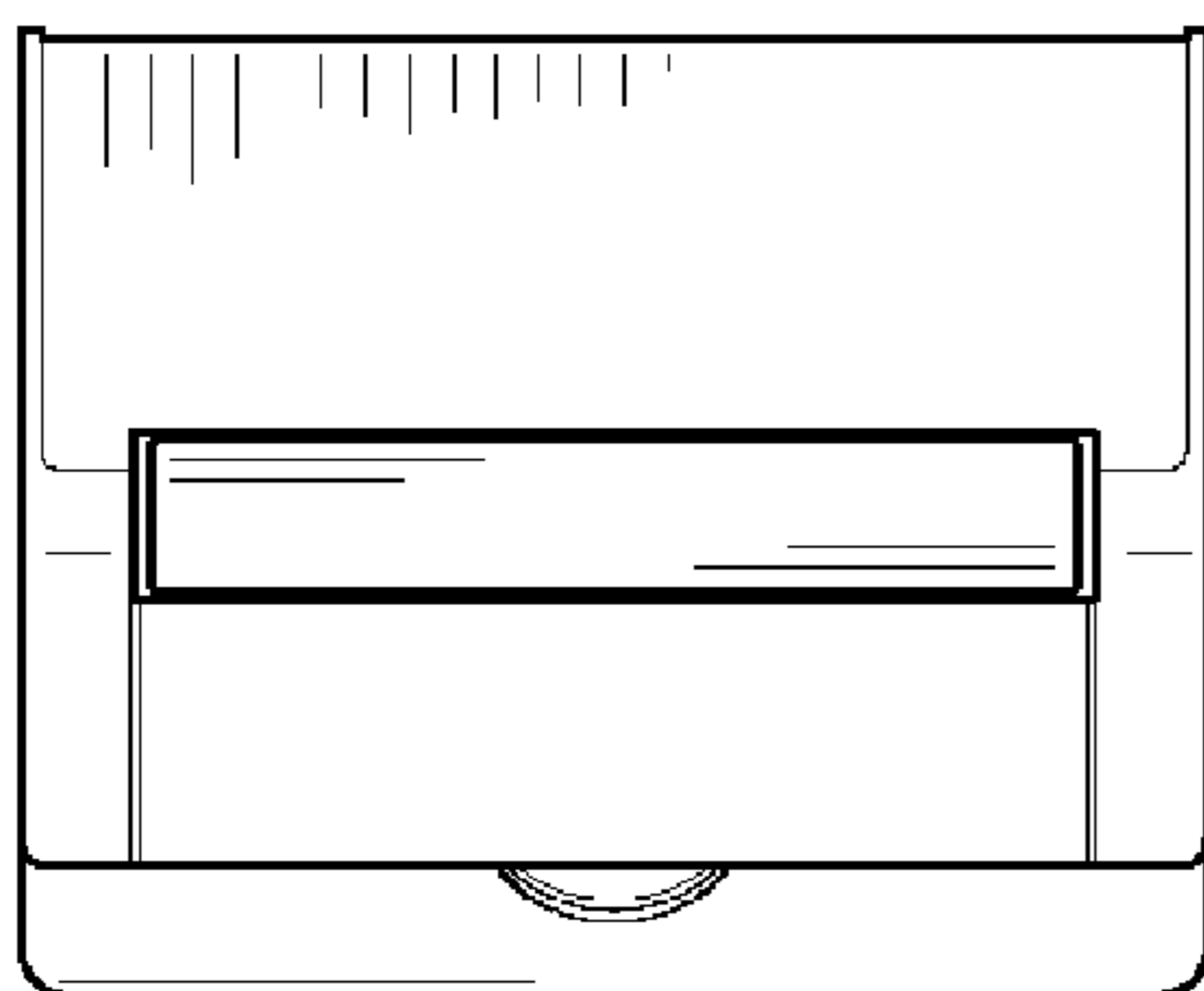


FIG. 5

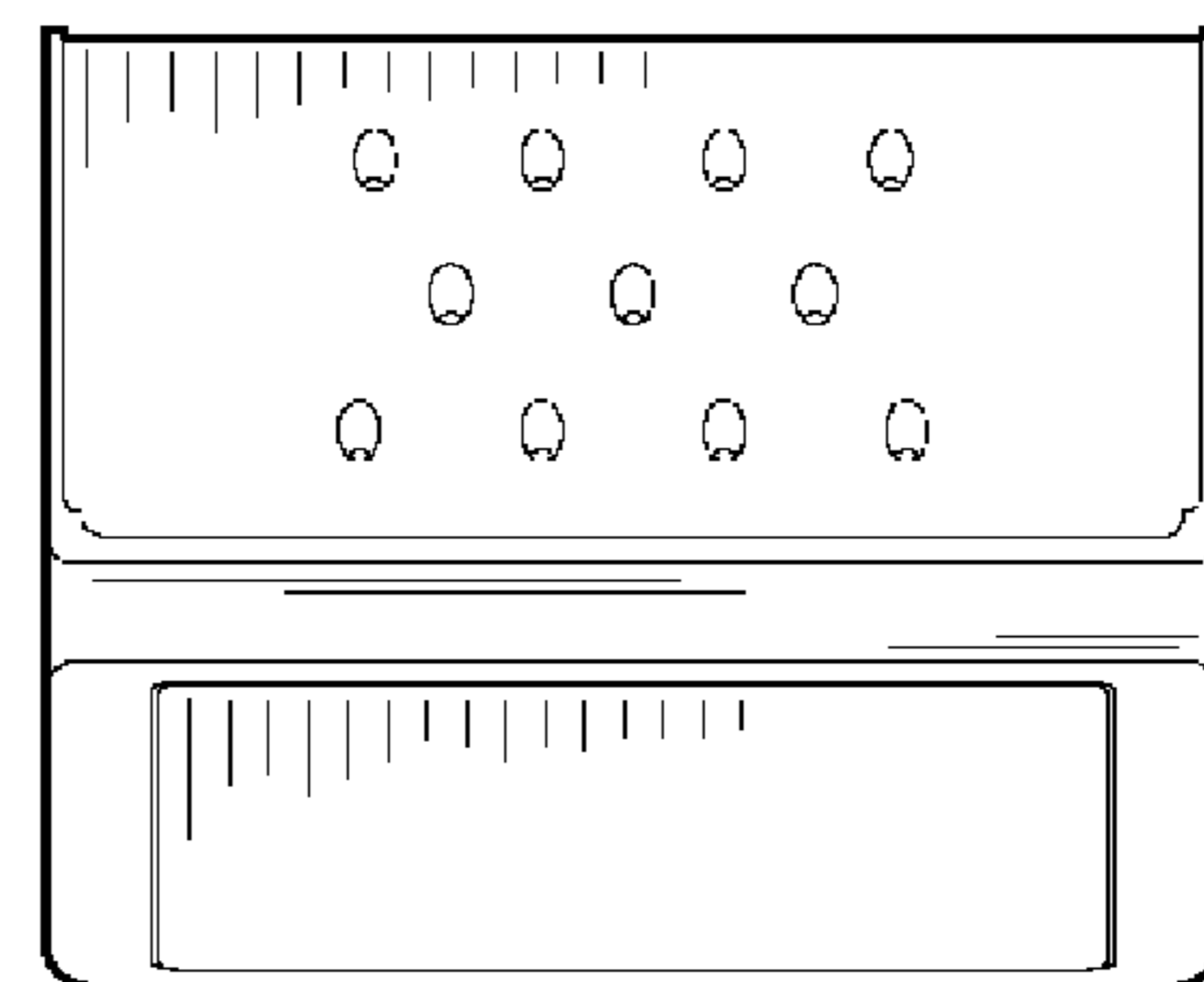


FIG. 6