



US00D550193S

(12) **United States Design Patent**  
**Kim et al.**

(10) **Patent No.:** **US D550,193 S**

(45) **Date of Patent:** **\*\* Sep. 4, 2007**

(54) **MOBILE PHONE**

(75) Inventors: **Yun-Su Kim**, Seoul (KR); **Min-Hyok Lee**, Seoul (KR); **Jung-Hyeok Im**, Seongnami-si (KR); **Chang-Hwan Hwang**, Goyang-si (KR)

(73) Assignee: **Samsung Electronics Co., Ltd.**, Suwon-Si (KR)

(\*\*) Term: **14 Years**

(21) Appl. No.: **29/263,628**

(22) Filed: **Jul. 27, 2006**

(30) **Foreign Application Priority Data**

May 11, 2006 (KR) ..... 30-2006-0017474

(51) **LOC (8) Cl.** ..... **14-03**

(52) **U.S. Cl.** ..... **D14/138**

(58) **Field of Classification Search** ..... D14/137-138, D14/147-148, 156, 218, 247-248, 341-347, D14/496; D16/208; D21/329, 331, 333, D21/517; 348/14.01-14.02; 361/814; 379/433.01-433.13; 455/556.1-556.2, 575.1, 455/575.3, 575.4

See application file for complete search history.

(56) **References Cited**

**U.S. PATENT DOCUMENTS**

D484,475 S \* 12/2003 Sheu ..... D14/138  
D496,921 S \* 10/2004 Hwang ..... D14/138

D500,992 S \* 1/2005 Shen et al. .... D14/138  
D515,536 S \* 2/2006 Lee et al. .... D14/138  
D525,229 S \* 7/2006 Friesen et al. .... D14/138  
D526,636 S \* 8/2006 Kim et al. .... D14/138  
D532,767 S \* 11/2006 Yoshino et al. .... D14/138  
D536,681 S \* 2/2007 Surtouc ..... D14/130  
D537,432 S \* 2/2007 Kim et al. .... D14/138  
D539,257 S \* 3/2007 Obata et al. .... D14/138  
2004/0180703 A1\* 9/2004 Kim et al. .... 455/575.1  
2005/0245295 A1\* 11/2005 Lee et al. .... 455/575.1

\* cited by examiner

*Primary Examiner*—Ian Simmons

*Assistant Examiner*—Carla Jobe Wright

(74) *Attorney, Agent, or Firm*—Staas & Halsey LLP

(57) **CLAIM**

The ornamental design for a mobile phone, as shown and described.

**DESCRIPTION**

FIG. 1 is a perspective view of the mobile phone showing our design;

FIG. 2 is a front view thereof;

FIG. 3 is a rear view thereof;

FIG. 4 is a left side view thereof;

FIG. 5 is a right side view thereof;

FIG. 6 is a top plan view thereof; and,

FIG. 7 is a bottom plan view thereof.

**1 Claim, 4 Drawing Sheets**

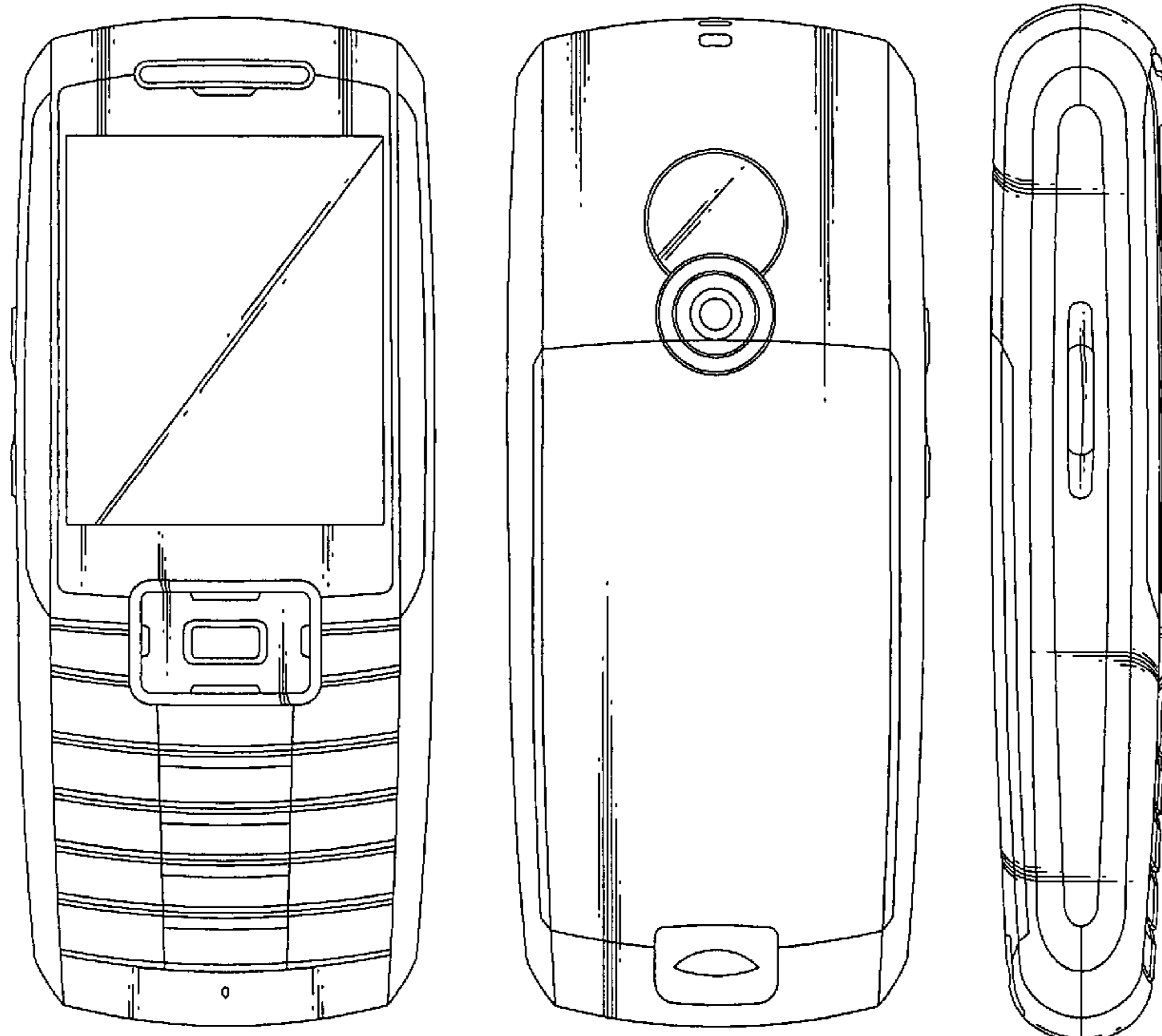


FIG. 1

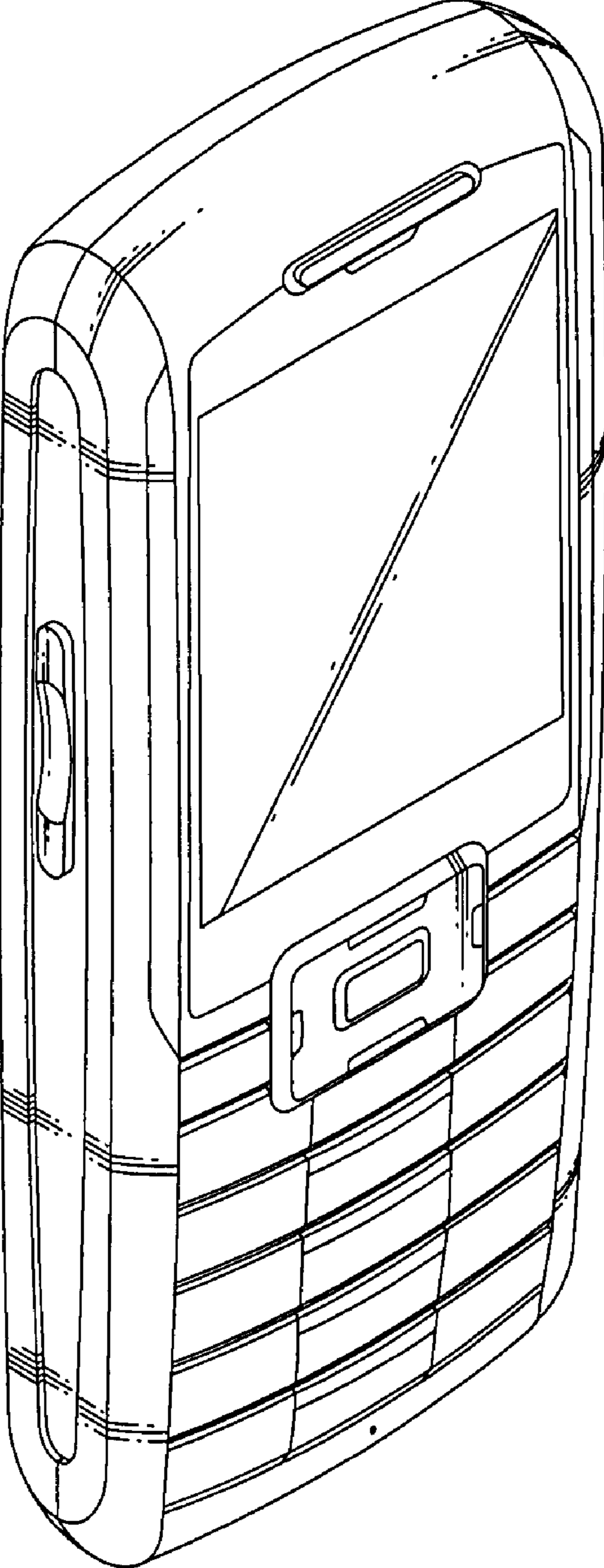


FIG.2

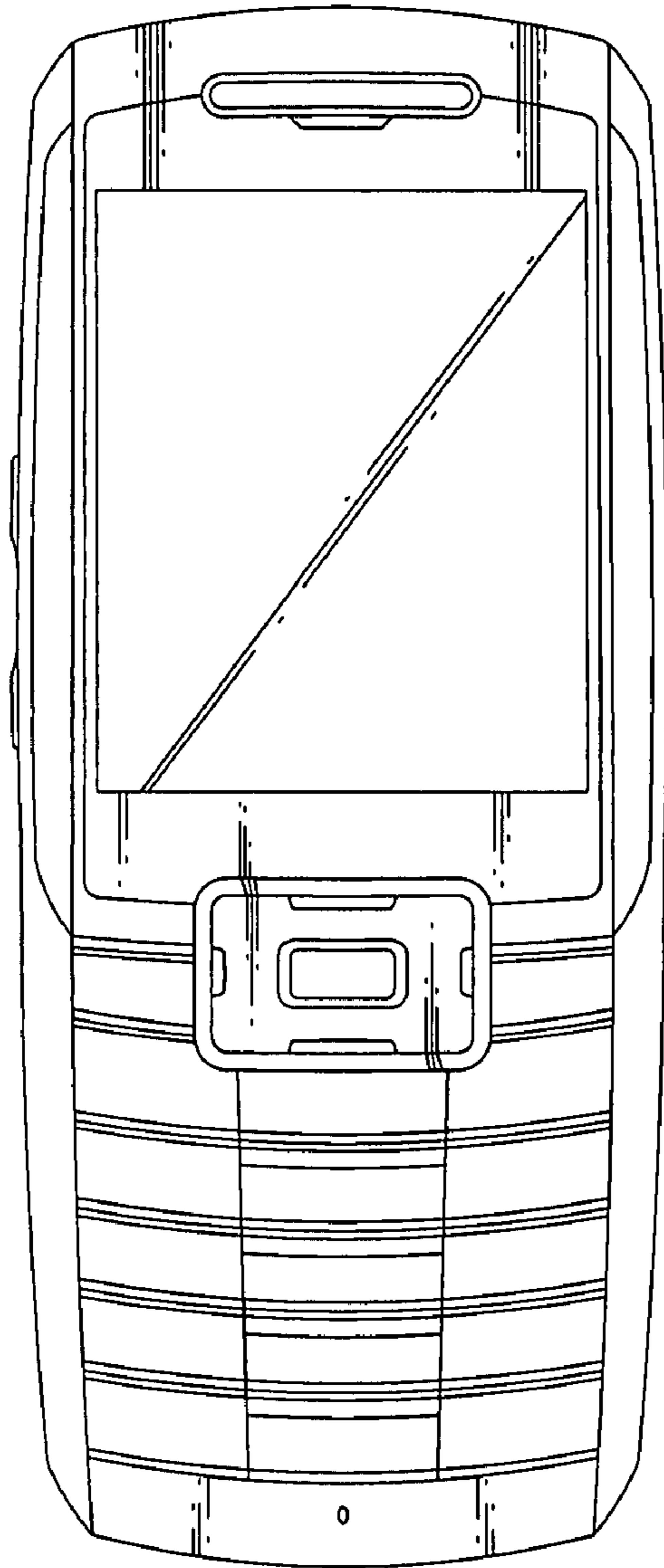


FIG.3

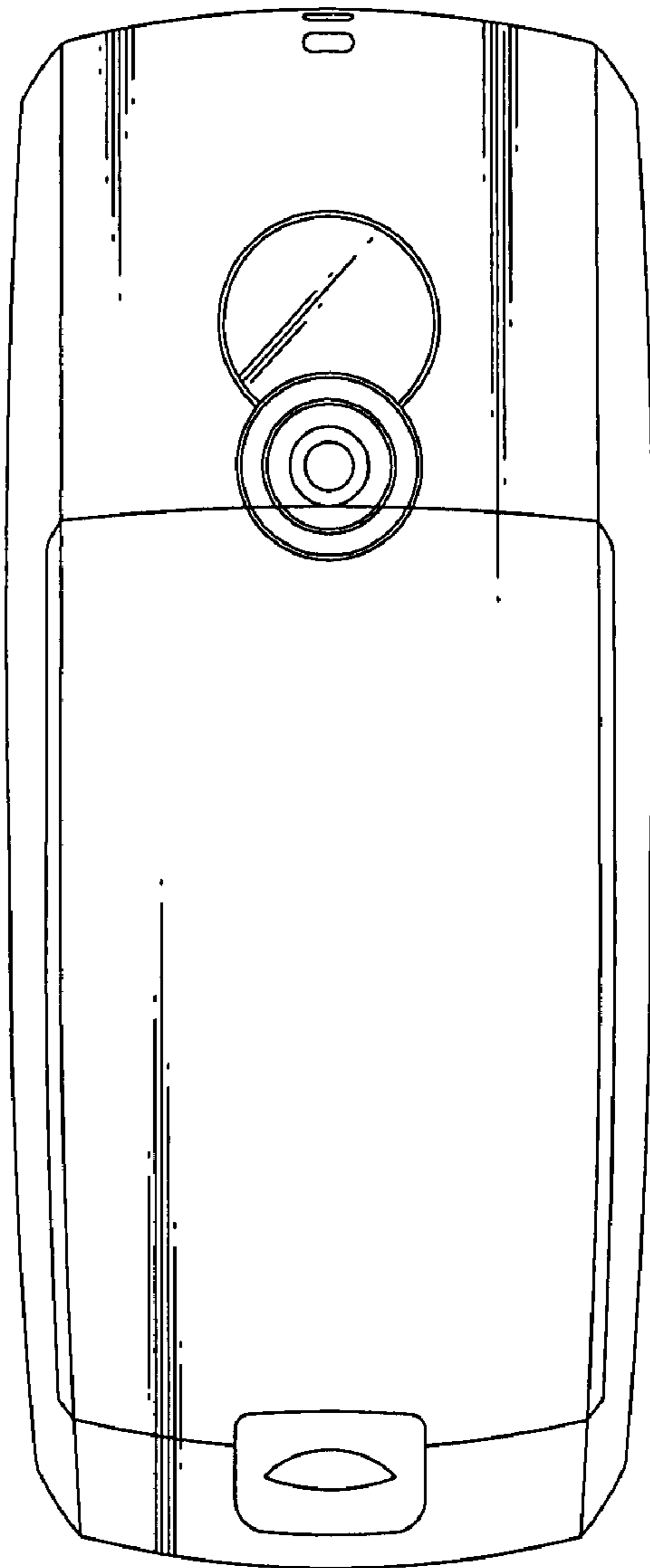


FIG. 4

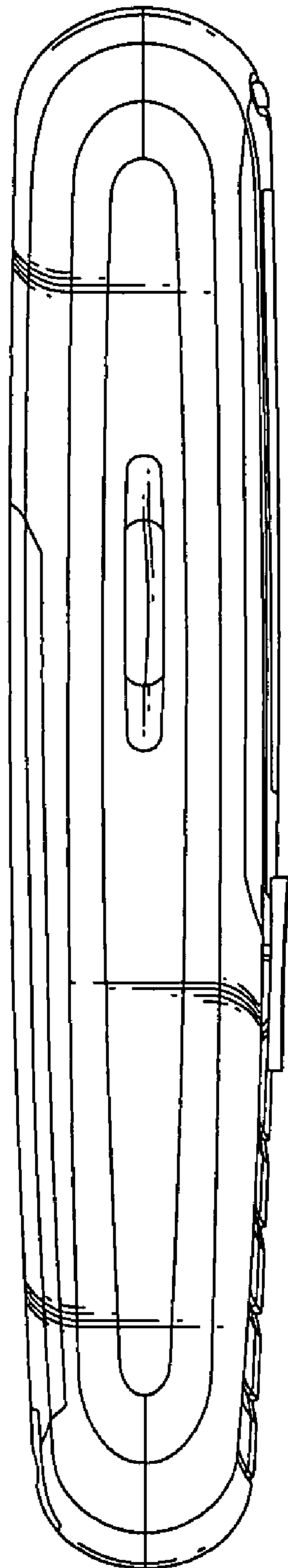


FIG. 5

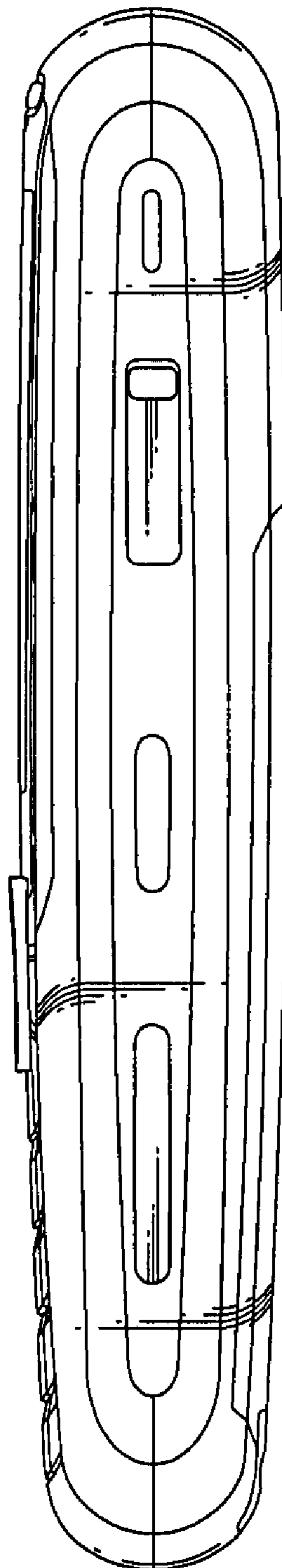


FIG. 6

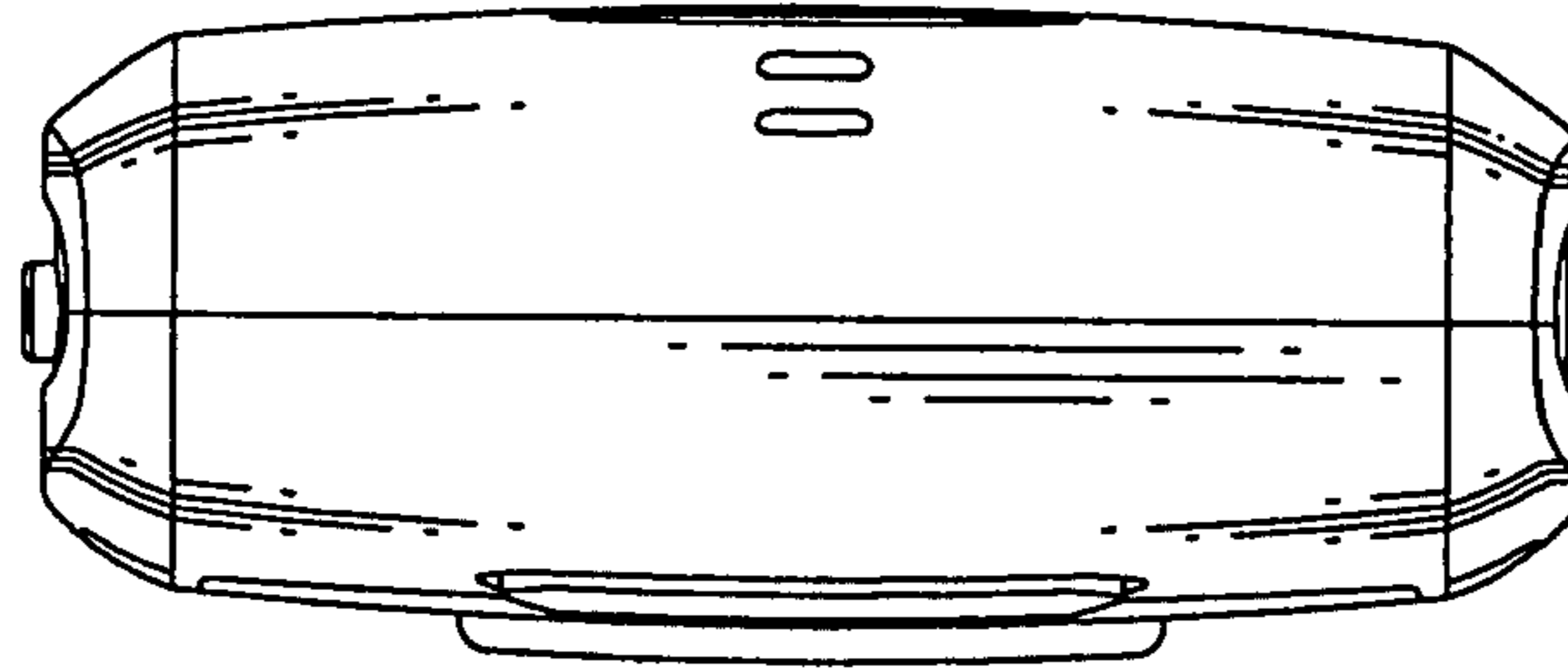


FIG. 7

