

US00D550148S

(12) **United States Design Patent** (10) **Patent No.:** **US D550,148 S**
Fontaine et al. (45) **Date of Patent:** **** Sep. 4, 2007**

(54) **TIRE TREAD**

D516,998 S * 3/2006 Wang et al. D12/563

(75) Inventors: **Sebastien Willy Fontaine**, Burden (LU); **Anne-France Gabrielle Jeanne-Marie Cambron**, Petange (LU); **Kenneth Jenner Powell**, Vaux-sur-Sure (BE)

* cited by examiner

Primary Examiner—Robert M. Spear
Assistant Examiner—Katrina A. Kile
(74) *Attorney, Agent, or Firm*—Richard B. O’Planick

(73) Assignee: **The Goodyear Tire & Rubber Company**, Akron, OH (US)

(57) **CLAIM**

The ornamental design for a tire tread, as shown and described.

(**) Term: **14 Years**

(21) Appl. No.: **29/258,839**

DESCRIPTION

(22) Filed: **Apr. 27, 2006**

FIG. 1 is a perspective view of a tire tread showing our new design, it being understood that the pattern repeats uniformly throughout the circumference of the tread;

(51) **LOC (8) Cl.** **12-15**

FIG. 2 is a front elevational view thereof;

(52) **U.S. Cl.** **D12/555**

FIG. 3 is a right side elevational view thereof; the other side being a mirror image thereof; and,

(58) **Field of Classification Search** D12/555, D12/544, 551, 552, 553, 554, 563, 564, 565; 152/209.1, 209.14, 209.15, 209.25, 209.28
See application file for complete search history.

FIG. 4 is an enlarged fragmentary front elevational view thereof.

(56) **References Cited**

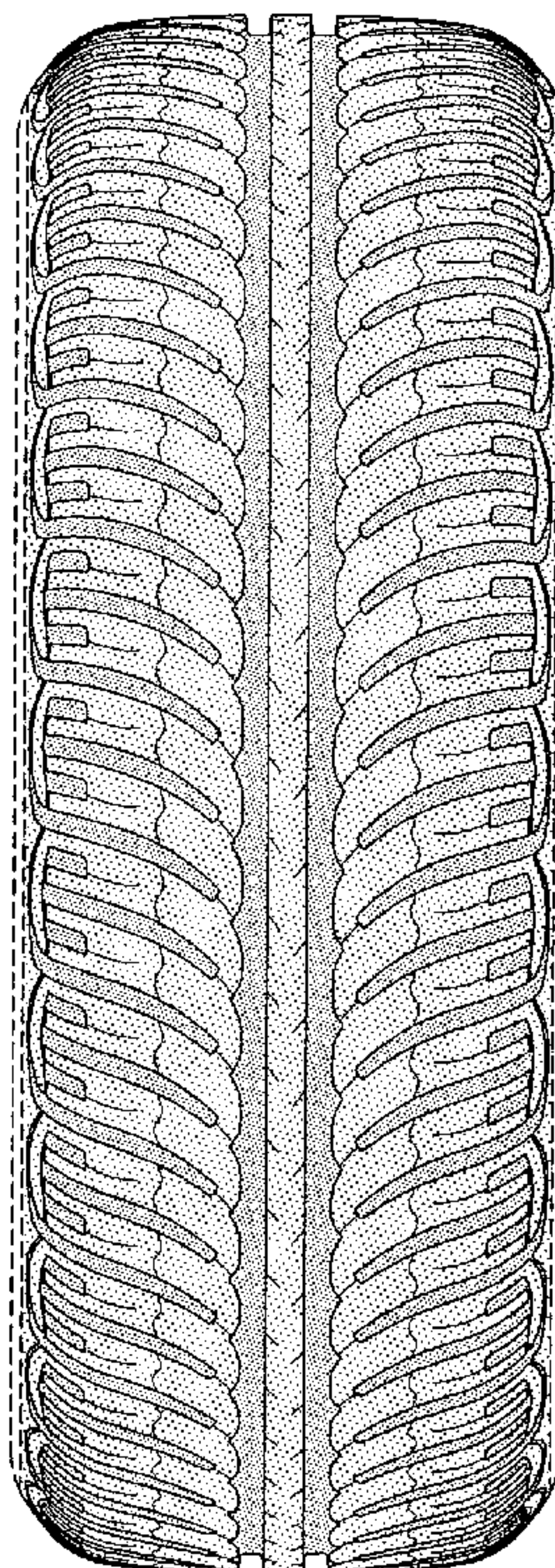
In the drawings, the broken lines defining the sidewall, inner bead and the peripheral boundary between the tire tread and the sidewall are for illustrative purposes only and form no part of the claimed design.

U.S. PATENT DOCUMENTS

The dark stippled surface shading represents the recessed portion of the tread grooves having a depth as best shown in FIG. 2.

D416,836 S	11/1999	Himuro	D12/147
D456,764 S	5/2002	Heinen et al.	D12/551
D457,125 S *	5/2002	Heinen	D12/550
D462,647 S	9/2002	Heinen	D12/550
D471,148 S	3/2003	Heinen	D12/550
D491,517 S *	6/2004	Matsumoto et al.	D12/554
D492,642 S	7/2004	Heinen et al.	D12/551

1 Claim, 4 Drawing Sheets



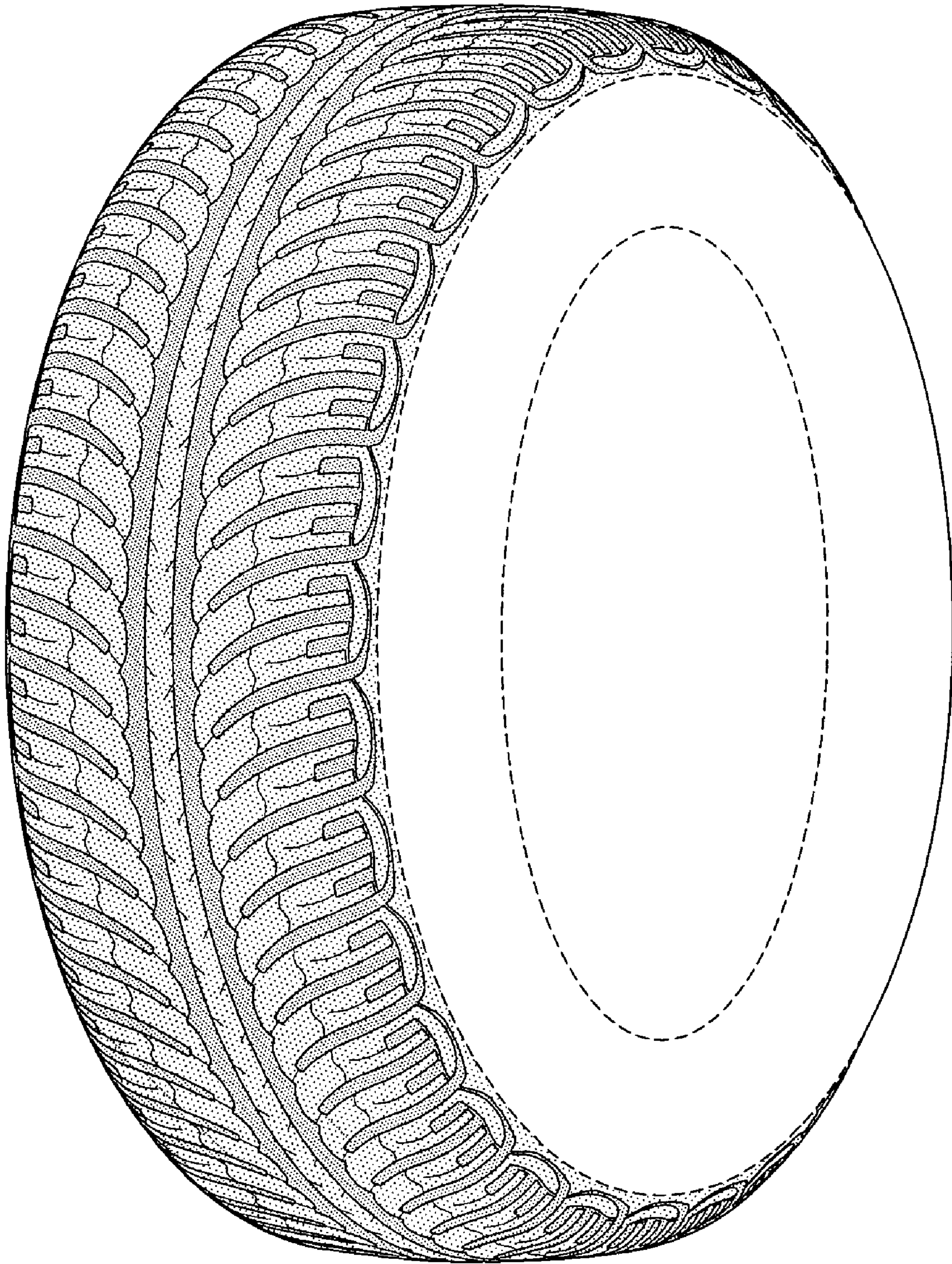


FIG-1

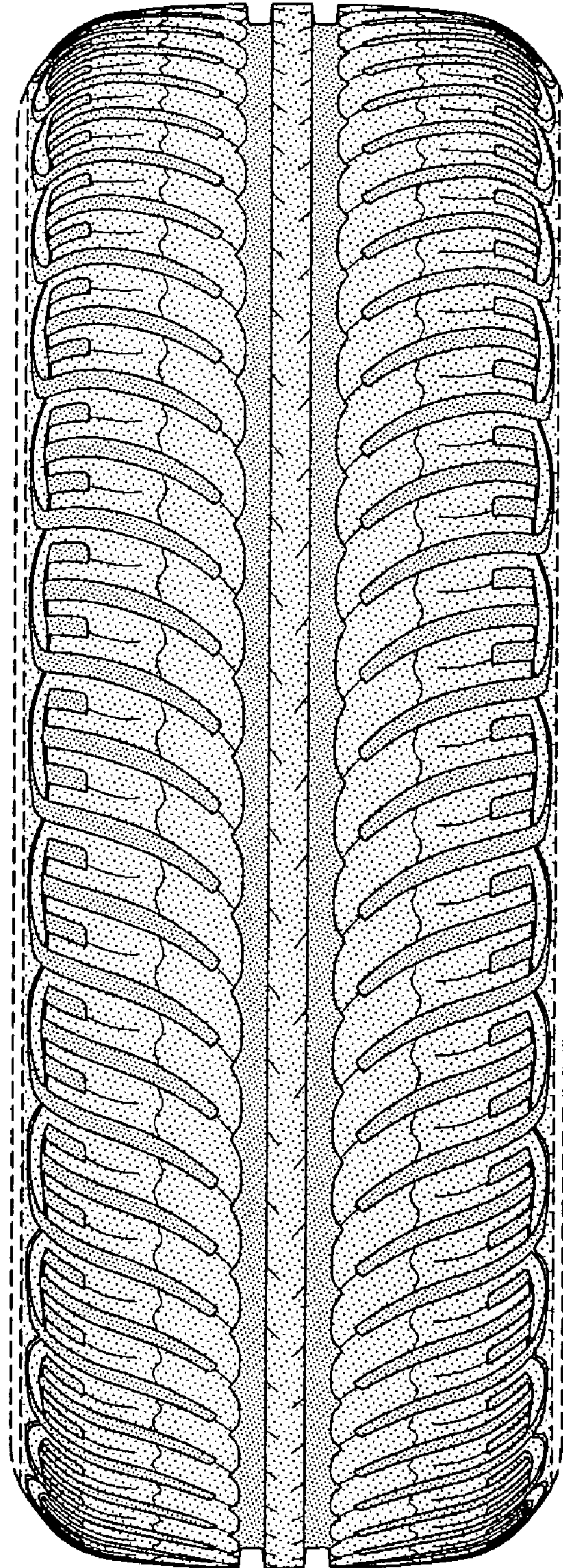


FIG-2

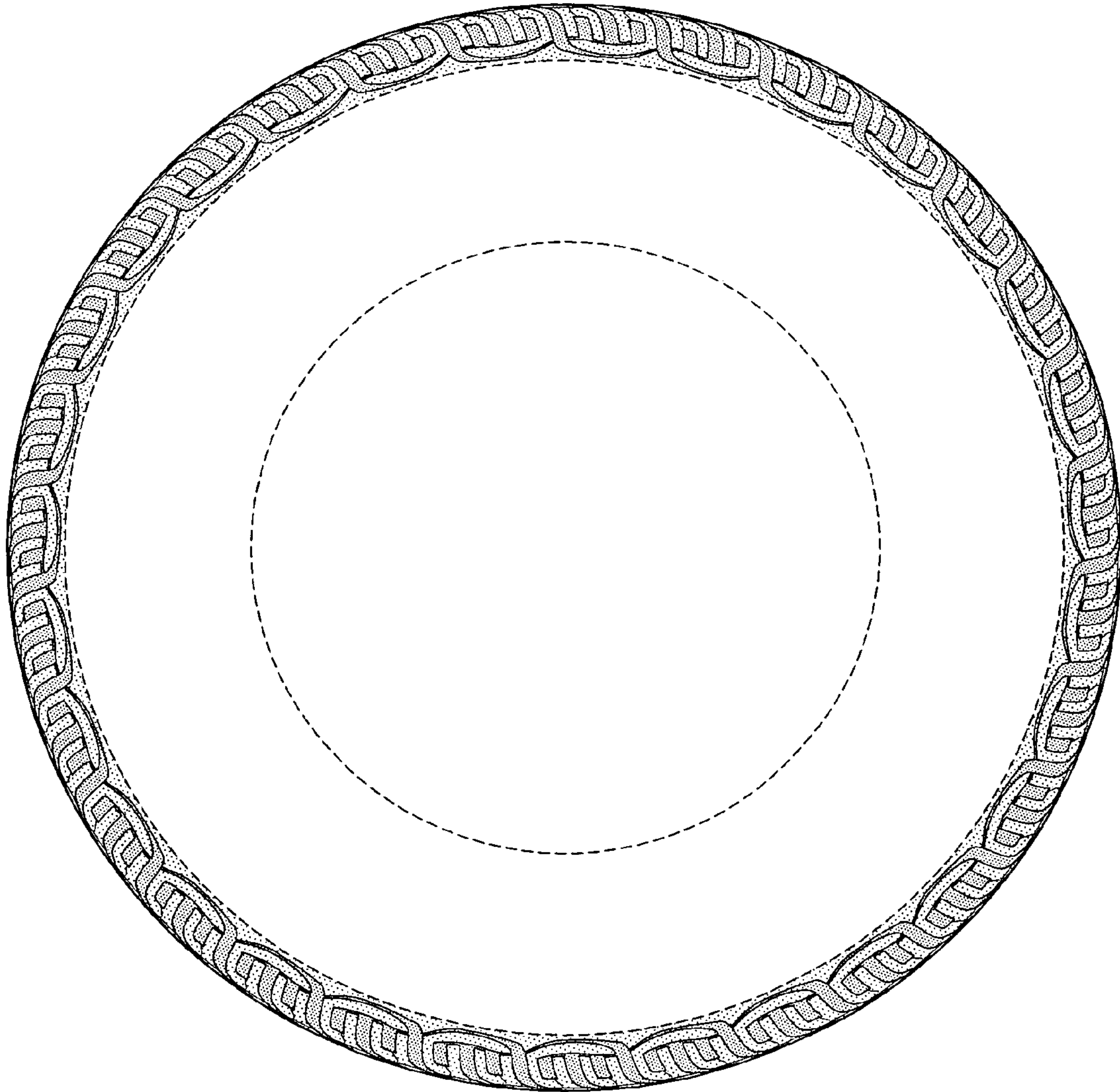


FIG-3

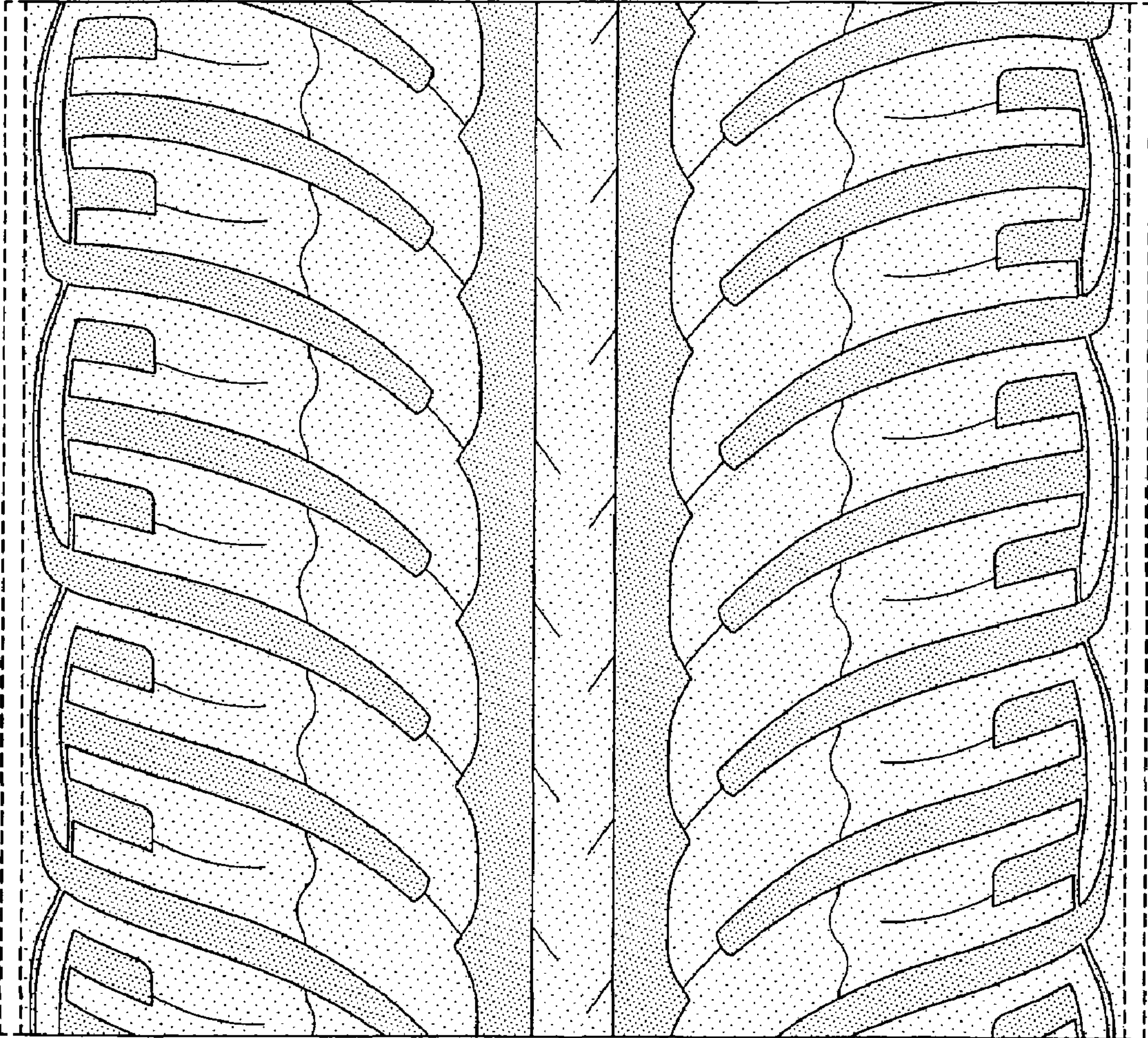


FIG-4