



US00D550147S

(12) **United States Design Patent**  
**Radulescu**

(10) **Patent No.:** **US D550,147 S**

(45) **Date of Patent:** **\*\* Sep. 4, 2007**

(54) **WIDE TIRE TREAD**

(75) Inventor: **Robert C. Radulescu**, Simpsonville, SC (US)

(73) Assignee: **Michelin Recherche et Technique S.A.**, Granges-Paccot (CH)

(\*\*) Term: **14 Years**

(21) Appl. No.: **29/259,968**

(22) Filed: **May 18, 2006**

(51) **LOC (8) Cl.** ..... **12-15**

(52) **U.S. Cl.** ..... **D12/545**

(58) **Field of Classification Search** ..... D12/545,  
D12/533, 534, 535, 536, 537, 541, 544, 547,  
D12/548, 549, 550, 551, 553, 555, 561, 563,  
D12/564; 152/209.1, 209.11, 209.14, 209.15,  
152/209.18, 209.25, 209.28

See application file for complete search history.

(56) **References Cited**

**U.S. PATENT DOCUMENTS**

D460,404 S	7/2002	Janjareh et al. ....	D12/580
D461,446 S	8/2002	Janjareh et al. ....	D12/588
D461,750 S	8/2002	Janajreh .....	D12/147
D499,375 S	12/2004	Gordon et al. ....	D12/574
D526,954 S *	8/2006	Godeau .....	D12/539
D541,733 S *	5/2007	Lhospitalier .....	D12/548

**FOREIGN PATENT DOCUMENTS**

WO EU 000299185-0001 4/2005

**OTHER PUBLICATIONS**

BILT-MOR Custom 78, 2005 Tread Design Guide, Jan. 2005. p. 10. 1/3.\*

Firestone Firehawk PVS, 2005 Tread Design Guide, Jan. 2005. p. 22. 4/1.\*

Tread Design Guide, 1998, pp. 134, Double Coin RT500.  
Tread Design Guide, 1998, pp. 144, HERITAGE Super Fleet Cargo Carrier RD-20.  
Tread Design Guide, 1998, pp. 151, Michelin XT-1.  
Tread Design Guide, 1998, pp. 191, FIRESTONE Flotation HF-1.  
Tread Design Guide, 2004, pp. 122, GOODYEAR Unisteel G614 RST.  
Tread Design Guide, 2004, pp. 132, Michelin XOne XTE.  
Tread Design Guide, 2004, pp. 140, Summit AHT 1—Line Haul Trailer.

\* cited by examiner

*Primary Examiner*—Robert M. Spear

*Assistant Examiner*—Katrina A Kile

(74) *Attorney, Agent, or Firm*—E. Martin Remick; Frank Campigotto; Adam Arnold

(57) **CLAIM**

The ornamental design for a wide tire tread, as shown and described.

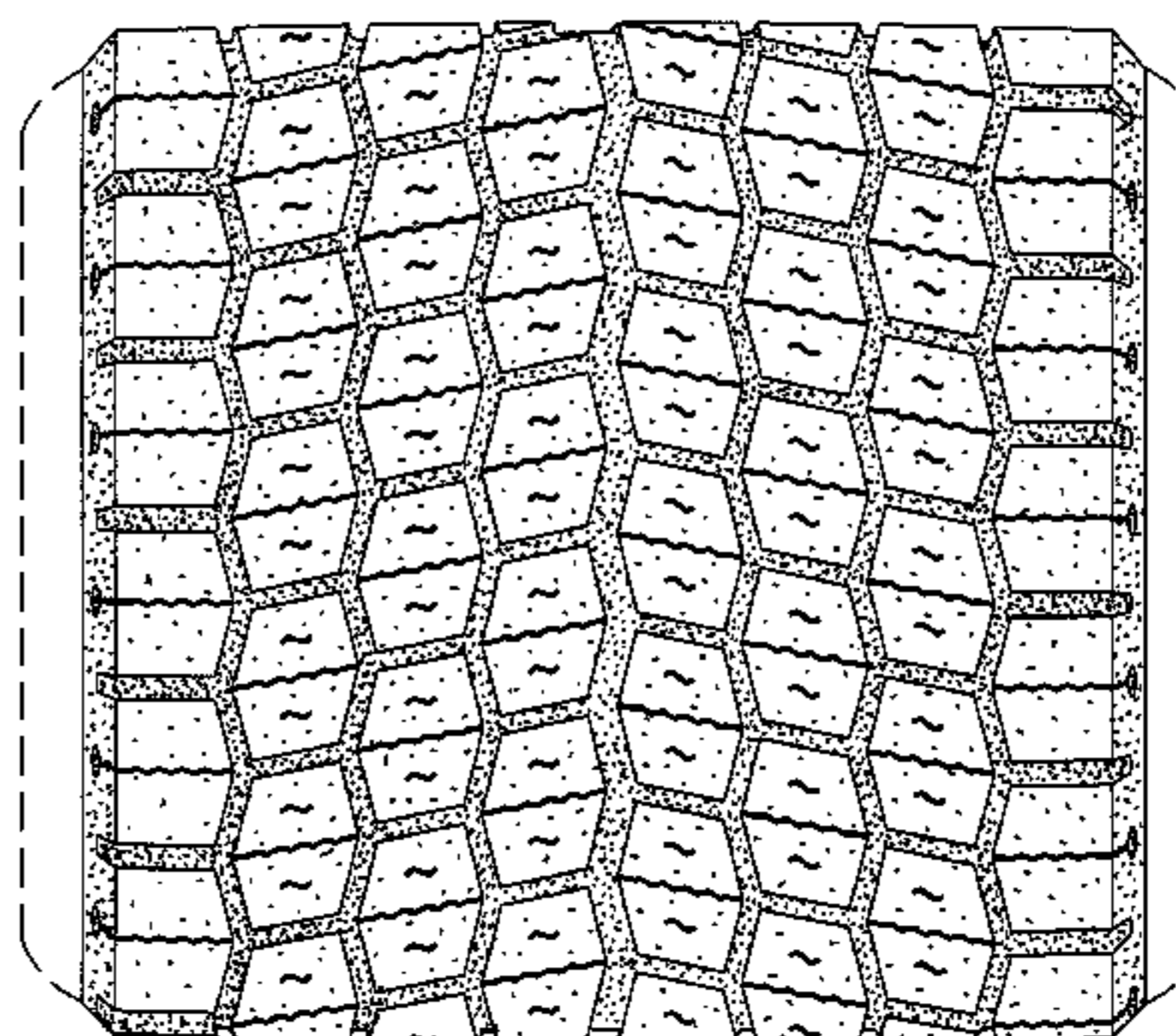
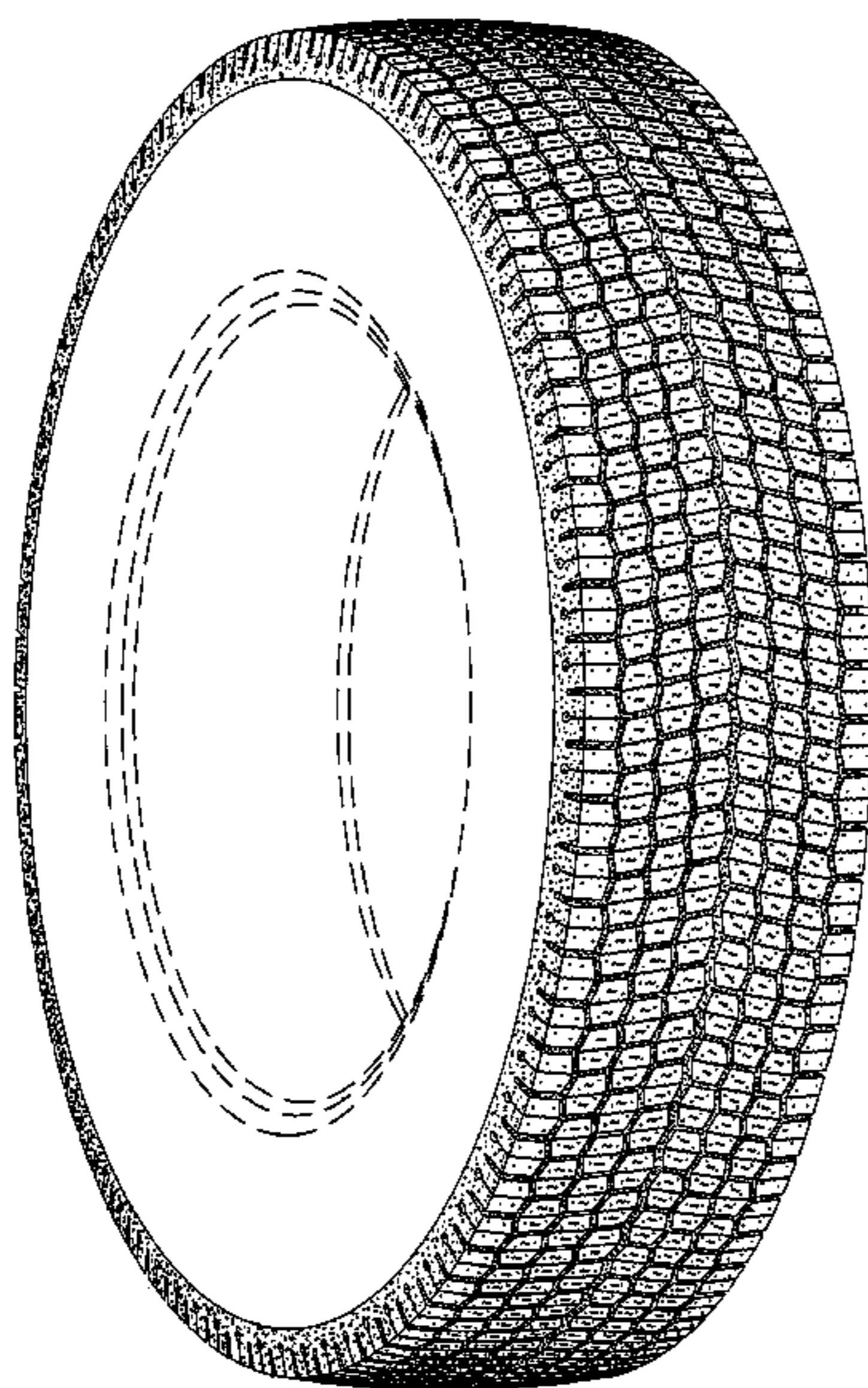
**DESCRIPTION**

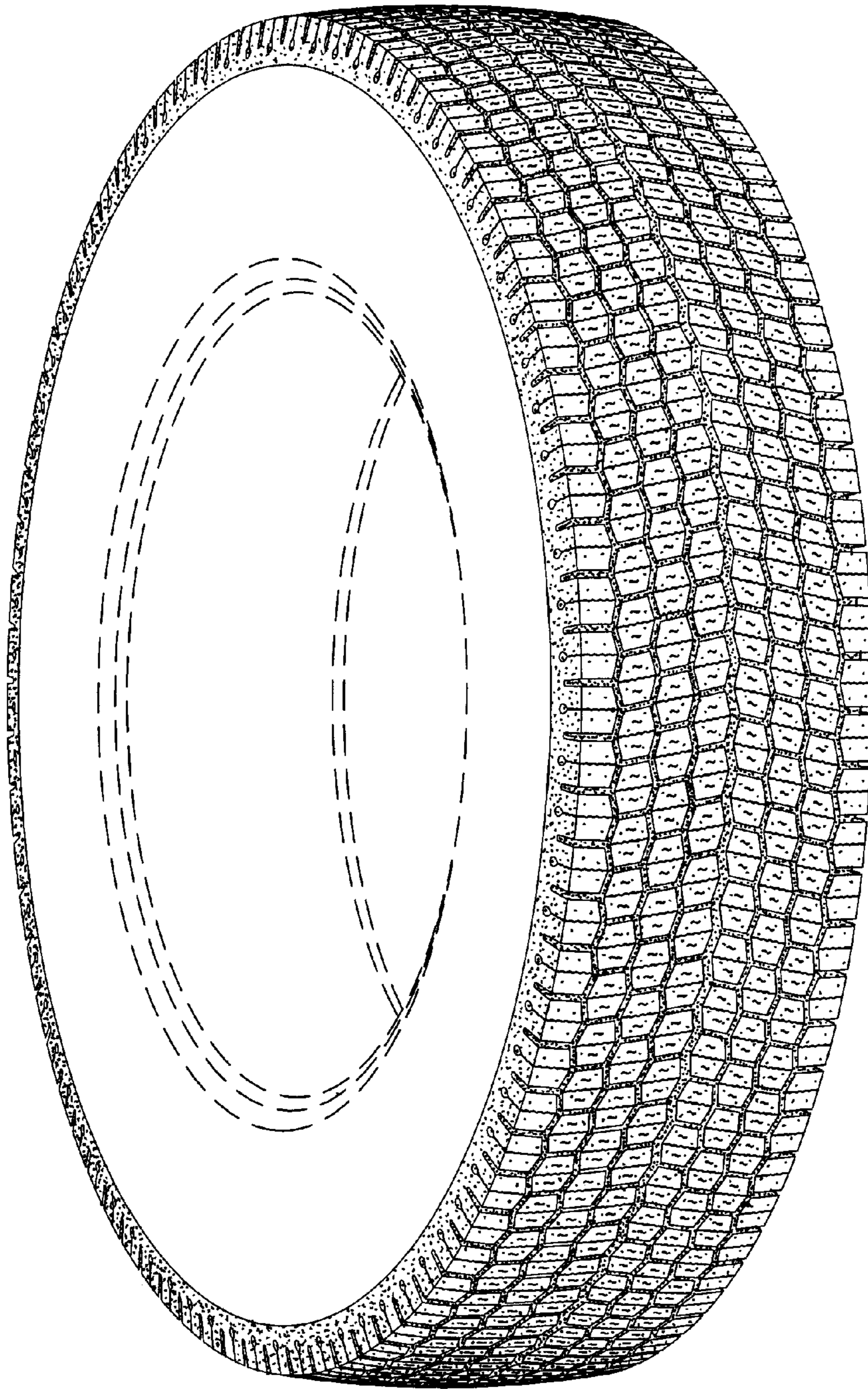
FIG. 1 is a perspective view of a wide tire tread showing our new design, it being understood that the tread pattern repeats circumferentially throughout the outer circumference and shoulder of a tire, the opposite side perspective view being an inverted image thereto; and,

FIG. 2 is an enlarged fragmentary front elevation view of the tire tread of FIG. 1.

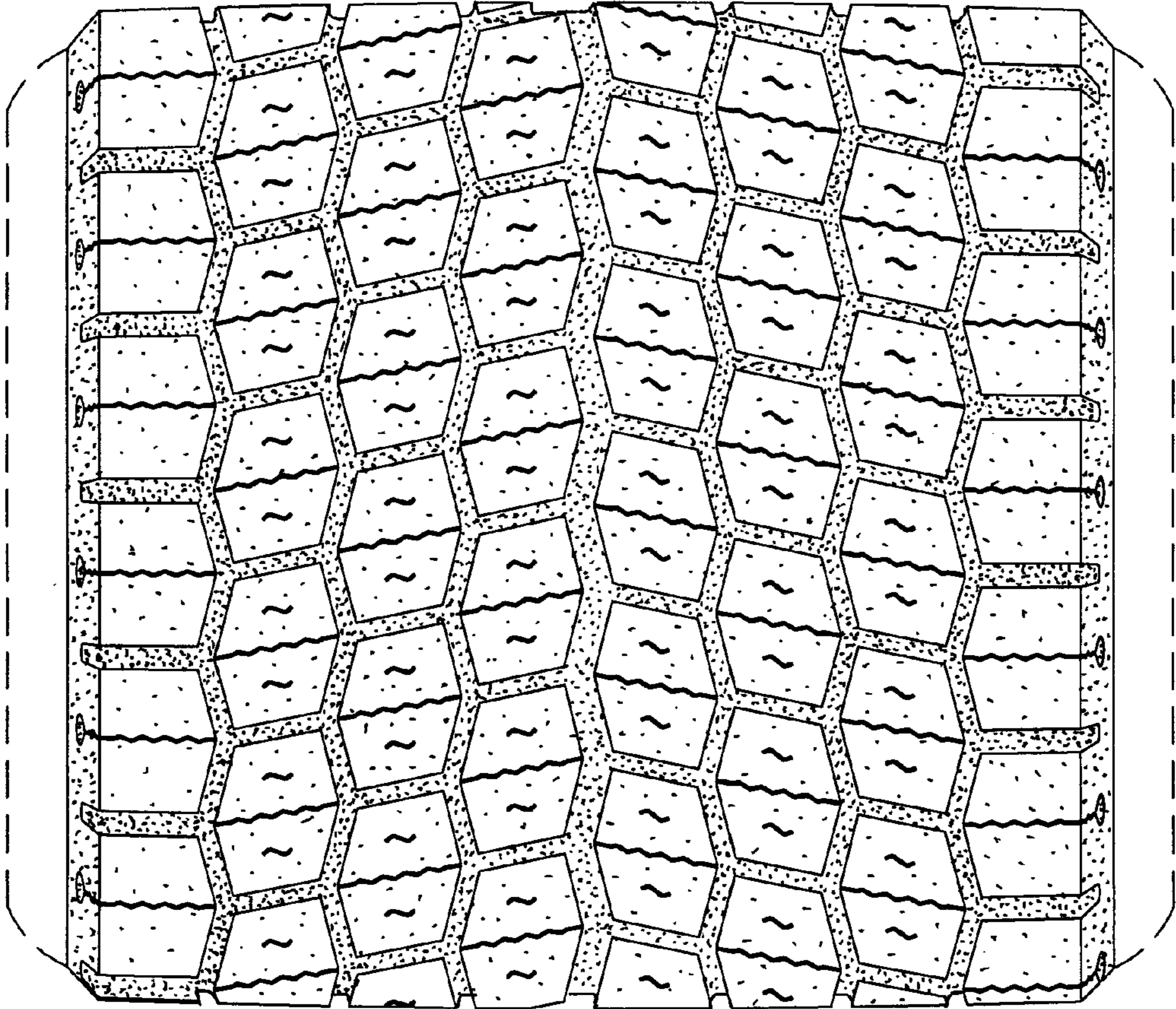
In the drawings, the dark stippled surface shading represents the recessed groove portions of the tire tread having a depth as best illustrated along the right edge of FIG. 1. The broken line disclosure of the tire sidewall and inner bead is for illustrative purposes only and forms no part of the claimed design.

**1 Claim, 2 Drawing Sheets**





*Fig. 1*



*Fig. 2*