



US00D550141S

(12) **United States Design Patent**
Davidson

(10) **Patent No.:** **US D550,141 S**

(45) **Date of Patent:** **** Sep. 4, 2007**

(54) **WHEEL**

(75) Inventor: **Benjamin R. Davidson**, Redondo Beach, CA (US)

(73) Assignee: **Honda Motor Co., Ltd.**, Tokyo (JP)

(**) Term: **14 Years**

(21) Appl. No.: **29/275,585**

(22) Filed: **Dec. 29, 2006**

D457,478 S *	5/2002	Minamisawa	D12/211
D469,048 S *	1/2003	van Hooydonk	D12/209
D487,881 S *	3/2004	Laengerer	D12/209
D492,235 S *	6/2004	Nordmann	D12/211
D503,668 S *	4/2005	Boyer	D12/209
D504,097 S *	4/2005	Markefka	D12/209
D504,381 S *	4/2005	Rice	D12/211
D516,002 S *	2/2006	Fahr-Becker	D12/211
D521,438 S *	5/2006	Nordmann	D12/211
D522,434 S *	6/2006	Langer	D12/209
D526,610 S *	8/2006	Muzzarelli	D12/211
D537,026 S *	2/2007	Nordmann	D12/209

Related U.S. Application Data

(63) Continuation of application No. 29/250,653, filed on Nov. 27, 2006, and a continuation of application No. 29/250,656, filed on Nov. 27, 2006.

(51) **LOC (8) Cl.** **12-16**

(52) **U.S. Cl.** **D12/211**

(58) **Field of Classification Search** D12/204-213;
301/37.101, 64.101, 65

See application file for complete search history.

(56) **References Cited**

U.S. PATENT DOCUMENTS

D438,505 S * 3/2001 McMath D12/211

* cited by examiner

Primary Examiner—Stacia Cadmus

(74) *Attorney, Agent, or Firm*—Plumsea Law Group, LLC

(57) **CLAIM**


The ornamental design for a wheel, as shown and described.

DESCRIPTION

FIG. 1 is a perspective view of a wheel showing my new design; and,

FIG. 2 is an elevational view thereof.

1 Claim, 1 Drawing Sheet






FIG. 1




FIG. 2