



US00D550139S

(12) **United States Design Patent**
Plumer

(10) **Patent No.:** **US D550,139 S**

(45) **Date of Patent:** **** Sep. 4, 2007**

(54) **AUTOMOTIVE WHEEL**

(75) Inventor: **Mark J. Plumer**, Industry, CA (US)

(73) Assignee: **Master Pacific**, Shanghai (CN)

(**) Term: **14 Years**

(21) Appl. No.: **29/286,230**

(22) Filed: **Apr. 30, 2007**

(51) **LOC (8) Cl.** **12-16**

(52) **U.S. Cl.** **D12/209**

(58) **Field of Classification Search** D12/204-213;
301/37.101, 64.101, 65, 64.201

See application file for complete search history.

(56) **References Cited**

U.S. PATENT DOCUMENTS

D433,371 S	*	11/2000	Donikoglu	D12/209
D441,709 S	*	5/2001	Vian	D12/211
D473,837 S	*	4/2003	Vian	D12/211
D498,195 S	*	11/2004	Guevara	D12/211
D501,440 S	*	2/2005	Pfeiffer	D12/211

D512,949 S	*	12/2005	Ettensberger	D12/211
D515,004 S	*	2/2006	Scheu	D12/211
D518,766 S	*	4/2006	Burns	D12/211
D541,205 S	*	4/2007	Plumer et al.	D12/211
D542,210 S	*	5/2007	Plumer et al.	D12/211
D543,493 S	*	5/2007	Kim et al.	D12/209

* cited by examiner

Primary Examiner—Stacia Cadmus

(57) **CLAIM**

The ornamental design for an automotive wheel, as shown and described.


DESCRIPTION

FIG. 1 is a perspective view of an automotive wheel showing my new design; and,

FIG. 2 is a front elevational view of an automotive wheel showing the design herein described.

The broken lines showing the environment are for illustrative purposes only, and form no part of the claimed design.

1 Claim, 2 Drawing Sheets



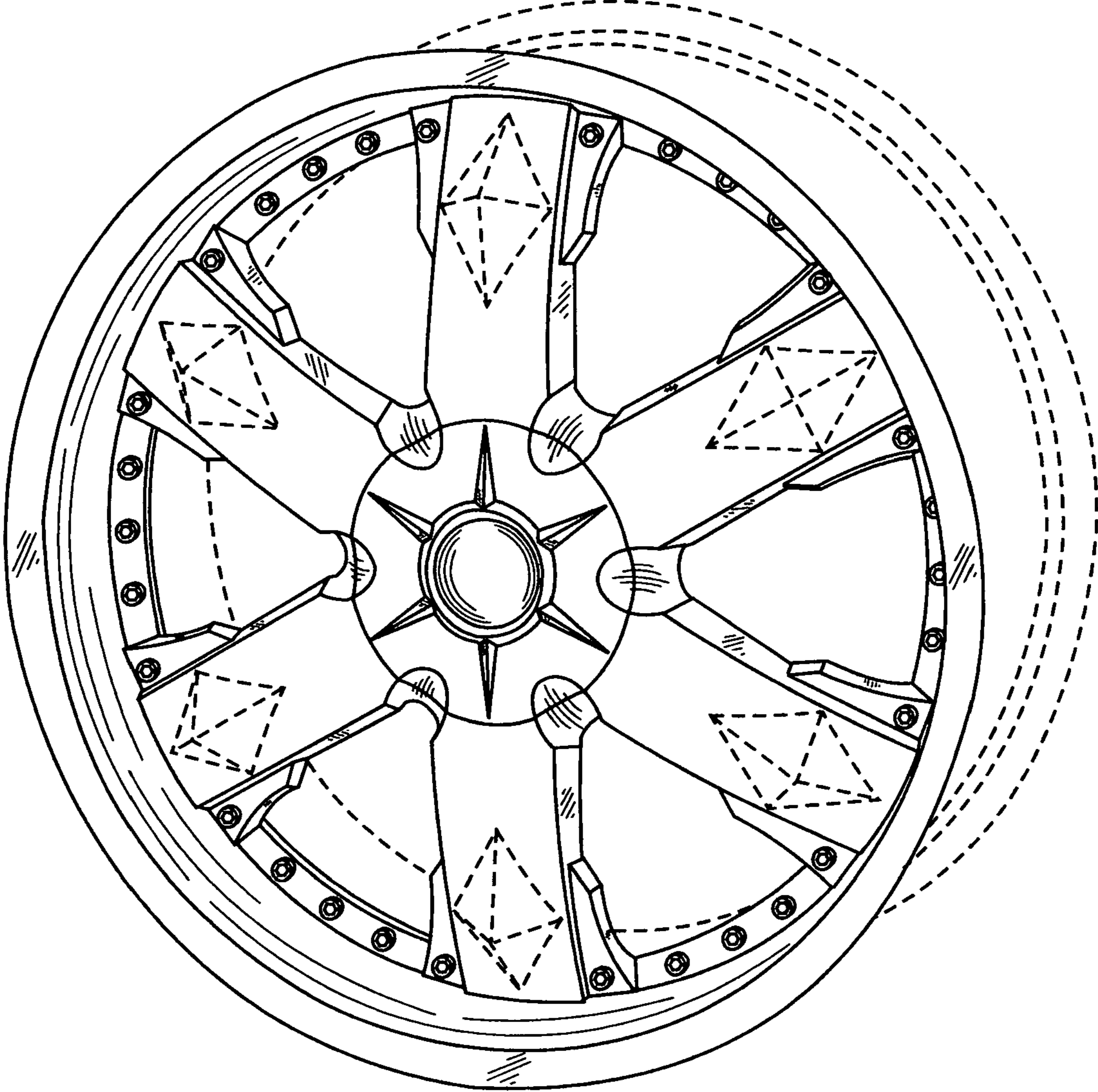


Fig. 1




Fig. 2