



US00D550137S

(12) **United States Design Patent**
Kraines

(10) **Patent No.:** **US D550,137 S**

(45) **Date of Patent:** **** Sep. 4, 2007**

(54) **VEHICLE FLOOR MAT**

(74) *Attorney, Agent, or Firm*—Wood, Herron & Evans, L.L.P.

(75) **Inventor:** **Bradley A. Kraines**, Compton, CA (US)

(57) **CLAIM**

(73) **Assignee:** **Kraco Enterprises, Inc.**, Compton, CA (US)

The ornamental design for a vehicle floor mat, as shown and described.

(**) **Term:** **14 Years**

DESCRIPTION

(21) **Appl. No.:** **29/249,436**

FIG. 1 is top plan view of a vehicle floor mat incorporating my new design;

(22) **Filed:** **Oct. 6, 2006**

FIG. 2 is a front elevational view of the vehicle floor mat of FIG. 1;

(51) **LOC (8) Cl.** **12-16**

(52) **U.S. Cl.** **D12/203**

(58) **Field of Classification Search** D12/203;
D6/582-586, 592; 296/97.23; 15/215-217;
428/138, 141; 280/163-164.1

FIG. 3 is a right-side elevational view of the vehicle floor mat of FIG. 1;

FIG. 4 is a rear elevational view of the vehicle floor mat of FIG. 1;

See application file for complete search history.

FIG. 5 is a left-side elevational view thereof.

(56) **References Cited**

U.S. PATENT DOCUMENTS

D174,796 S *	5/1955	Wooster	D12/203
D358,571 S *	5/1995	Thundercloud	D12/203
D432,965 S *	10/2000	Hussaini et al.	D12/203
D447,103 S *	8/2001	Kraines	D12/203
D491,122 S *	6/2004	Kraines	D12/203
D508,449 S *	8/2005	Hussaini et al.	D12/203
D517,967 S *	3/2006	Hussaini et al.	D12/203
D529,851 S *	10/2006	Hussaini et al.	D12/203

FIG. 6 is a cross-sectional view along line 6—6 of FIG. 1 to depict the contour of the upper surface thereof; and

FIG. 7 is a cross-sectional view along line 7—7 of FIG. 1 to depict the contour of the upper surface thereof;

FIG. 8 is a cross-sectional view along line 8—8 of FIG. 1 to depict the contour of the upper surface thereof;

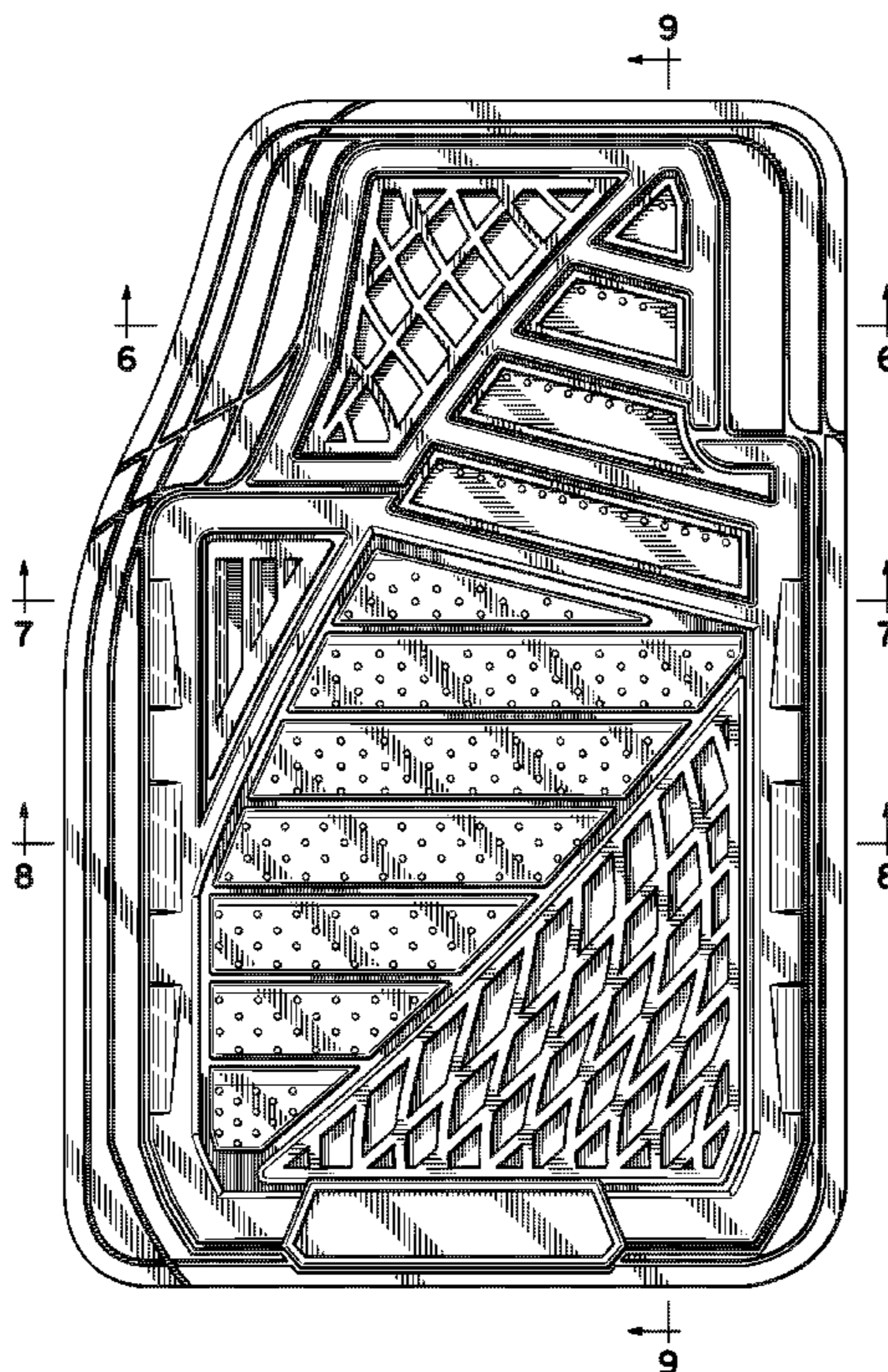
FIG. 9 is a cross-sectional view along line 9—9 of FIG. 1 to depict the contour of the upper surface there; and,

FIG. 10 is a reduced bottom plan view of the vehicle floor mat of FIG. 1; FIG. 1;

* cited by examiner

Primary Examiner—Stacia Cadmus

1 Claim, 3 Drawing Sheets



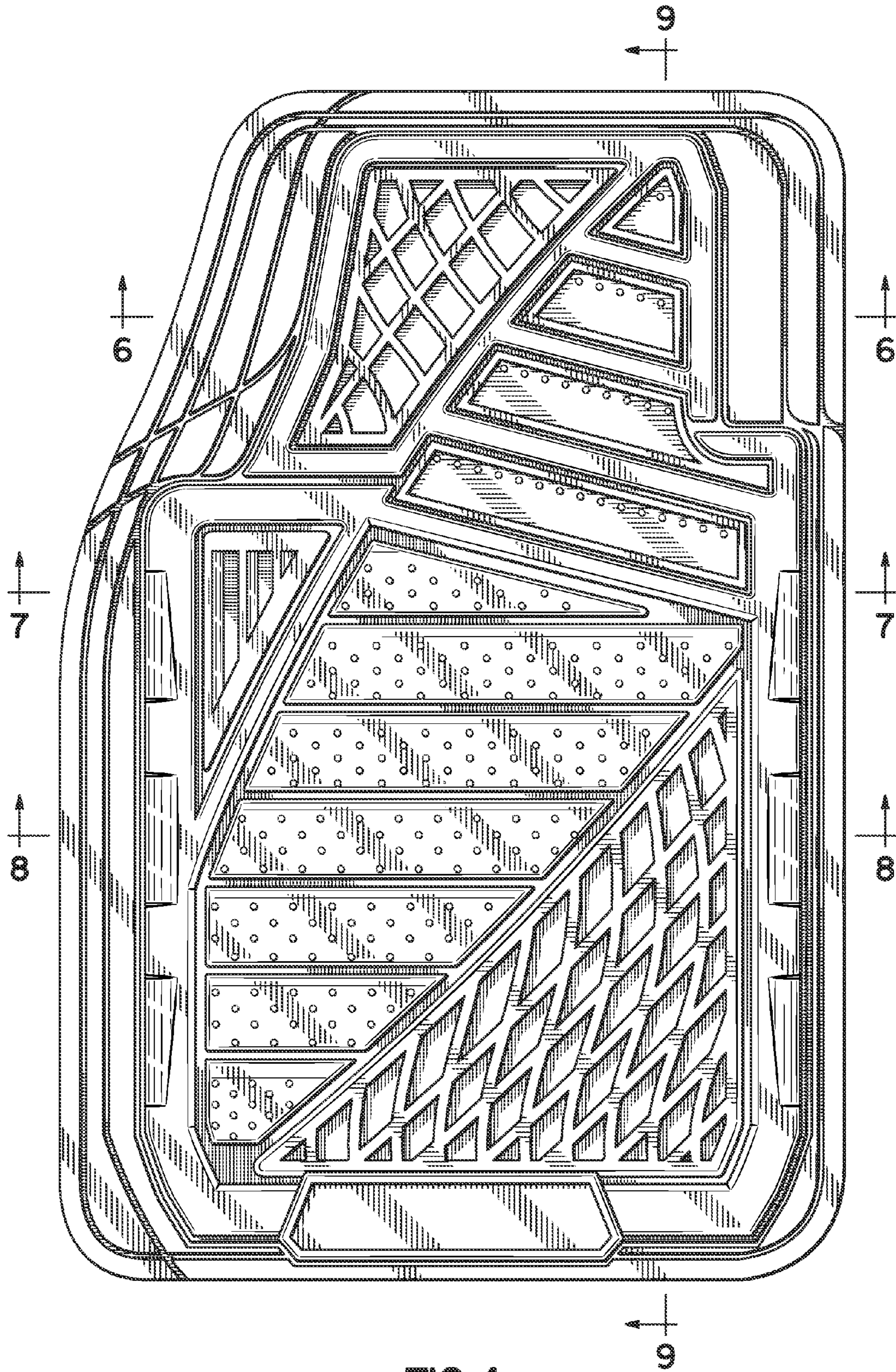


FIG. 1

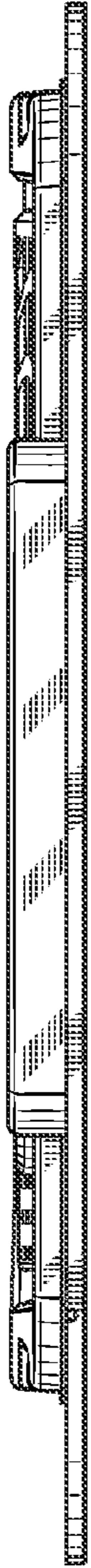


FIG. 2

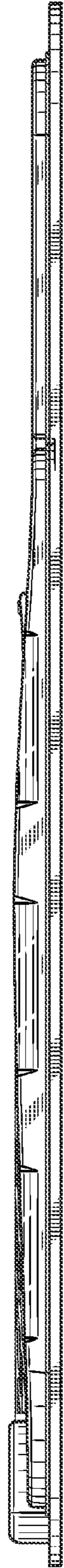


FIG. 3



FIG. 4

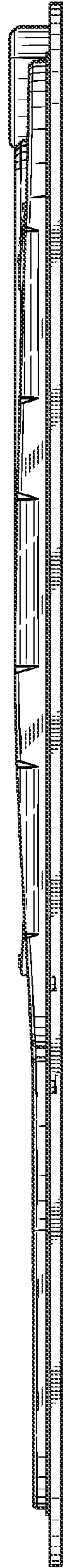


FIG. 5

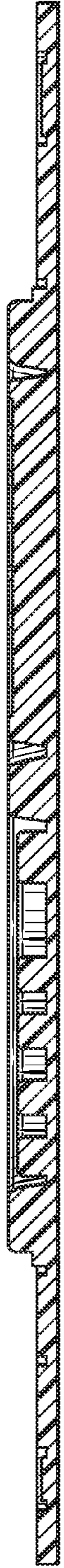


FIG. 6




FIG. 7



FIG. 8



FIG. 9

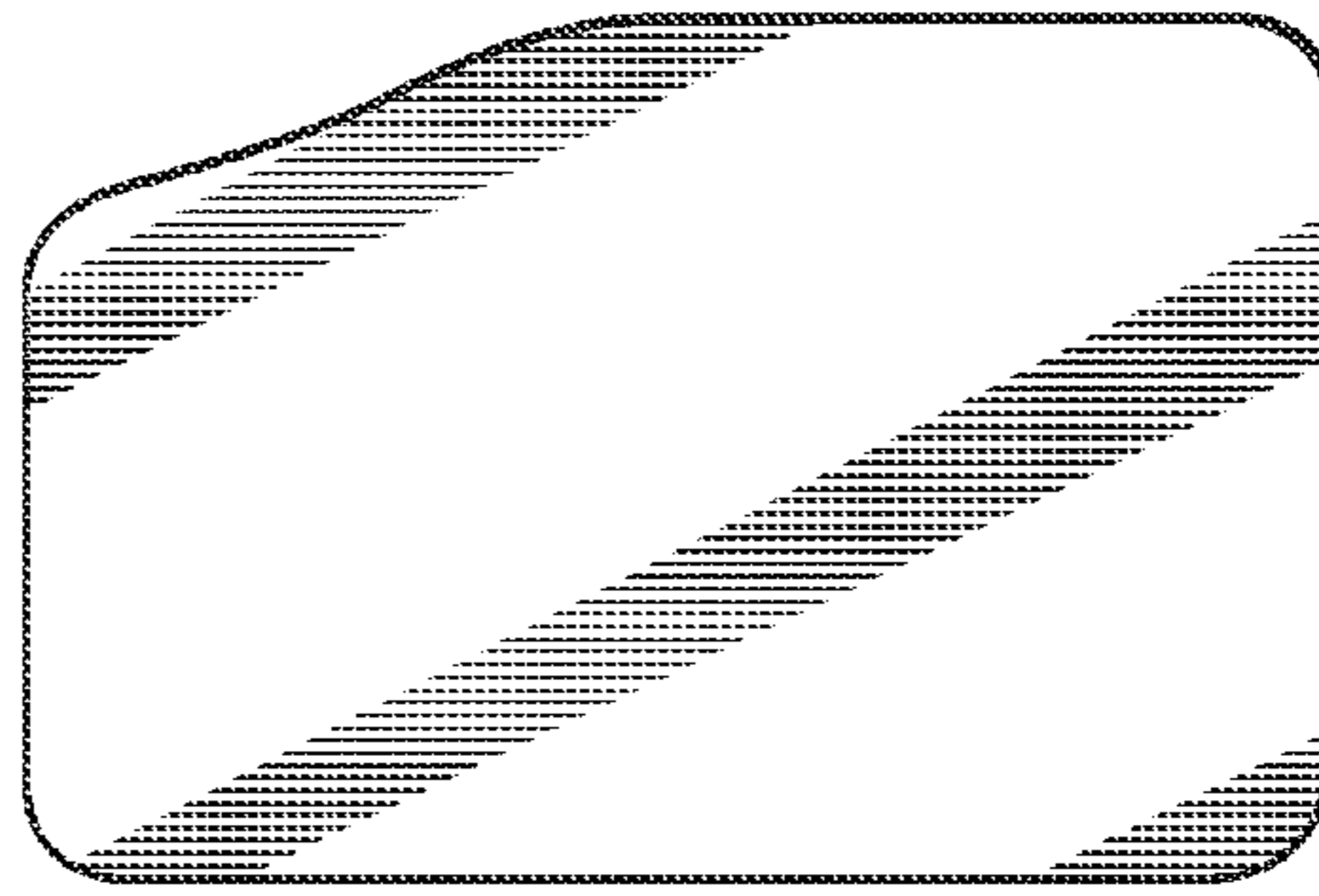


FIG. 10