



US00D550131S

(12) **United States Design Patent**
Onopa

(10) **Patent No.:** **US D550,131 S**

(45) **Date of Patent:** **** Sep. 4, 2007**

(54) **HOOD FOR A TRUCK**

(75) Inventor: **David P. Onopa**, Allentown, PA (US)

(73) Assignee: **Mack Trucks, Inc.**, Allentown, PA (US)

(**) Term: **14 Years**

(21) Appl. No.: **29/221,354**

(22) Filed: **Jan. 14, 2005**

(51) **LOC (8) Cl.** **12-16**

(52) **U.S. Cl.** **D12/173**

(58) **Field of Classification Search** D12/173,
D12/96, 97; 180/69.2, 89.12, 89.13, 89.67,
180/89.7; 296/184.1

See application file for complete search history.

(56) **References Cited**

U.S. PATENT DOCUMENTS

D117,056 S	10/1939	Cadwallader
D117,493 S	11/1939	De Smet
D129,752 S	9/1941	Renno
D286,525 S	11/1986	Sasaoka
D290,693 S	7/1987	Fukuichi
D305,746 S	1/1990	Allendorph
D306,152 S	2/1990	Guelfi et al.
D306,421 S	3/1990	Allendorph et al.
D306,714 S	3/1990	Allendorph et al.
D307,126 S	4/1990	Allendorph et al.
D307,565 S	5/1990	Sasaoka
D307,567 S	5/1990	Fingerle
D312,810 S	12/1990	Preslik et al.
D328,273 S	7/1992	McGrew, Jr. et al.
5,141,273 A	8/1992	Freeman
D335,272 S	5/1993	Allendorph et al.
D336,629 S	6/1993	Hinrichs et al.
D349,679 S	8/1994	Waddington et al.

D351,128 S	10/1994	Waddington et al.
D364,371 S	11/1995	Ray et al.
D366,638 S	1/1996	Tucker et al.
D367,027 S	2/1996	Onopa
D372,695 S	8/1996	Nagashima
D391,908 S	3/1998	Allendorph et al.
D399,792 S *	10/1998	Hellhake et al. D12/96
D406,552 S	3/1999	Hellhake et al.
D406,553 S *	3/1999	Hellhake et al. D12/96
D412,689 S	8/1999	Onopa
D465,749 S *	11/2002	Beigel D12/96
D466,450 S *	12/2002	Maher et al. D12/173

OTHER PUBLICATIONS

Commercial Carrier Journal, Jul. 1991, p. 10, Hood of Mack Truck, bottom of page.

Excerpt from 1992 Mack Trucks Brochure.

Excerpt from 1992 Mack Trucks Publication.

* cited by examiner

Primary Examiner—Melody N. Brown

(74) *Attorney, Agent, or Firm*—Martin Farrell

(57) **CLAIM**

The ornamental design for a hood for a truck, as shown and described.

DESCRIPTION

FIG. 1 is a front elevation view of a hood for a truck showing my design;


FIG. 2 is a top plan view thereof;

FIG. 3 is a right side elevation view thereof; and,

FIG. 4 is a front and left side perspective view thereof.

The broken lines shown in the drawings are for illustrative purposes and form no part of the claimed design.

1 Claim, 4 Drawing Sheets



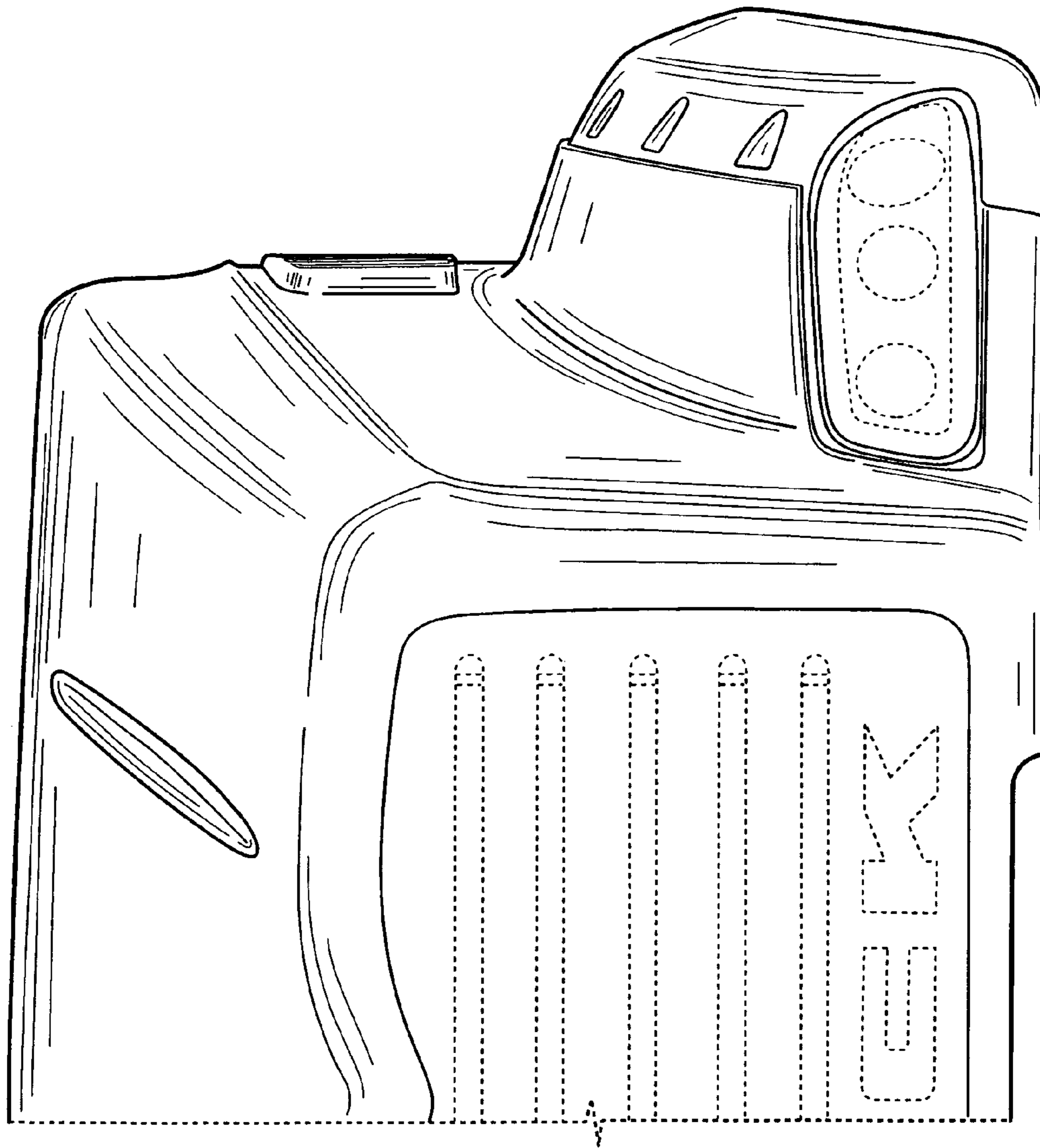


FIG. 1

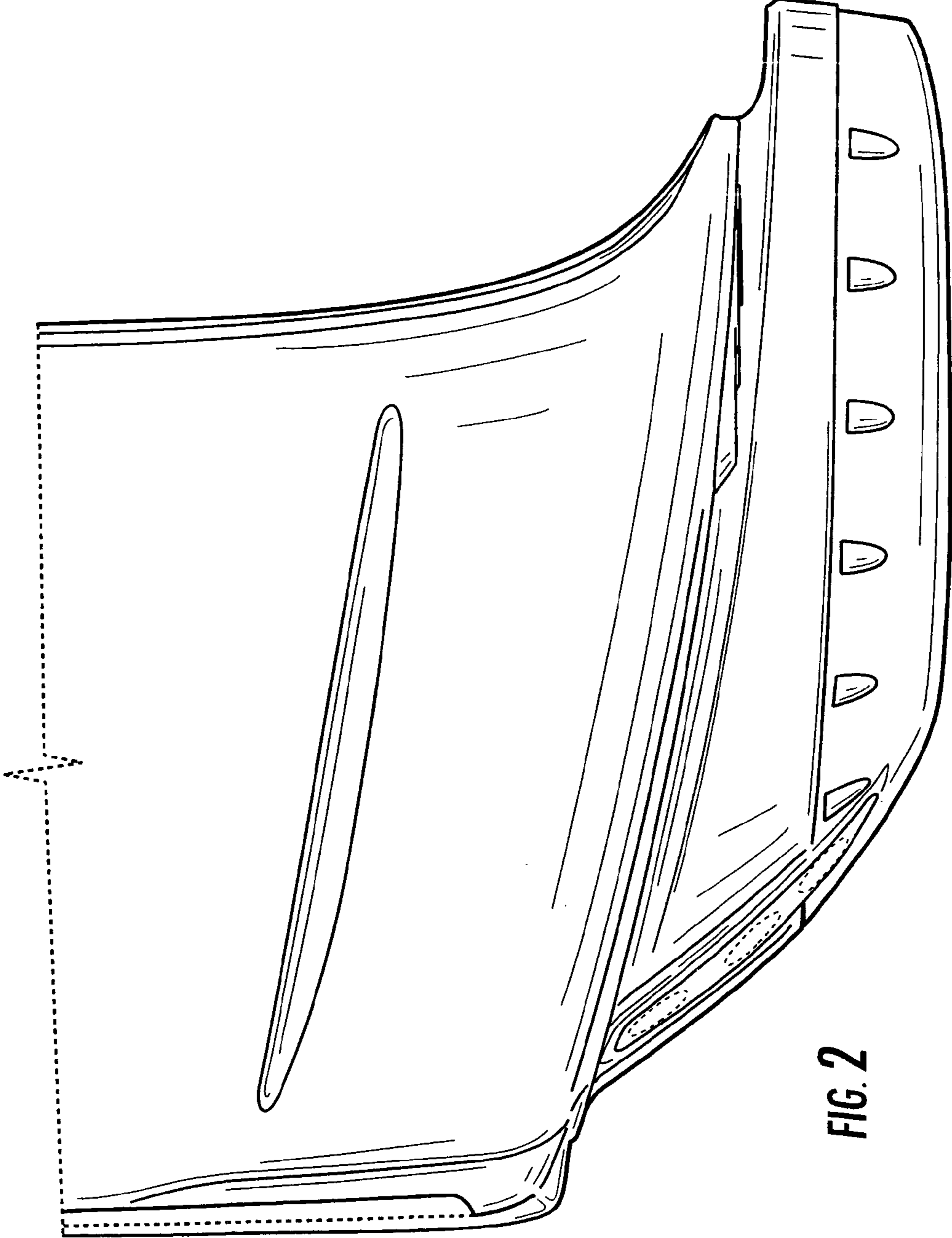


FIG. 2

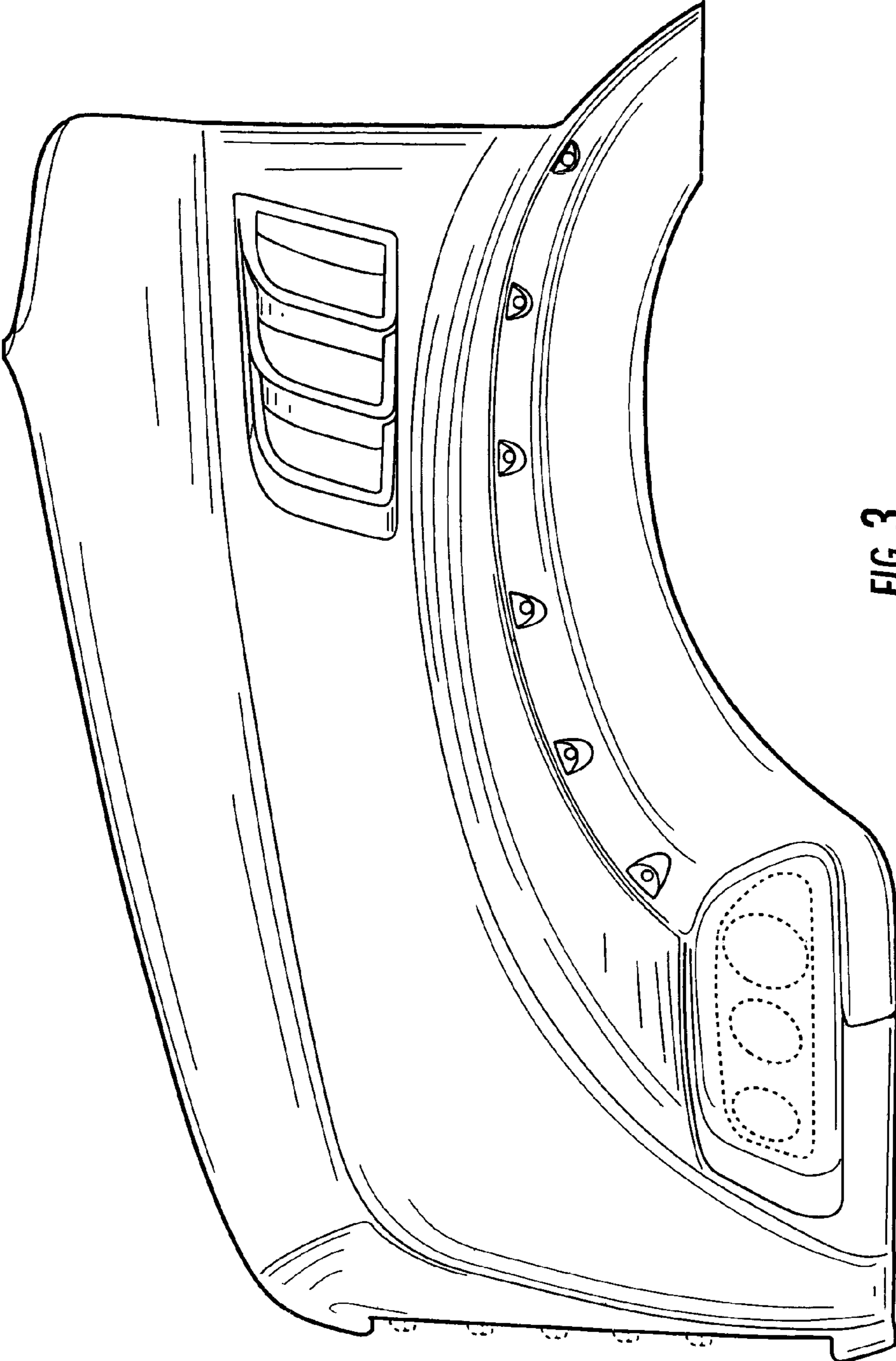


FIG. 3

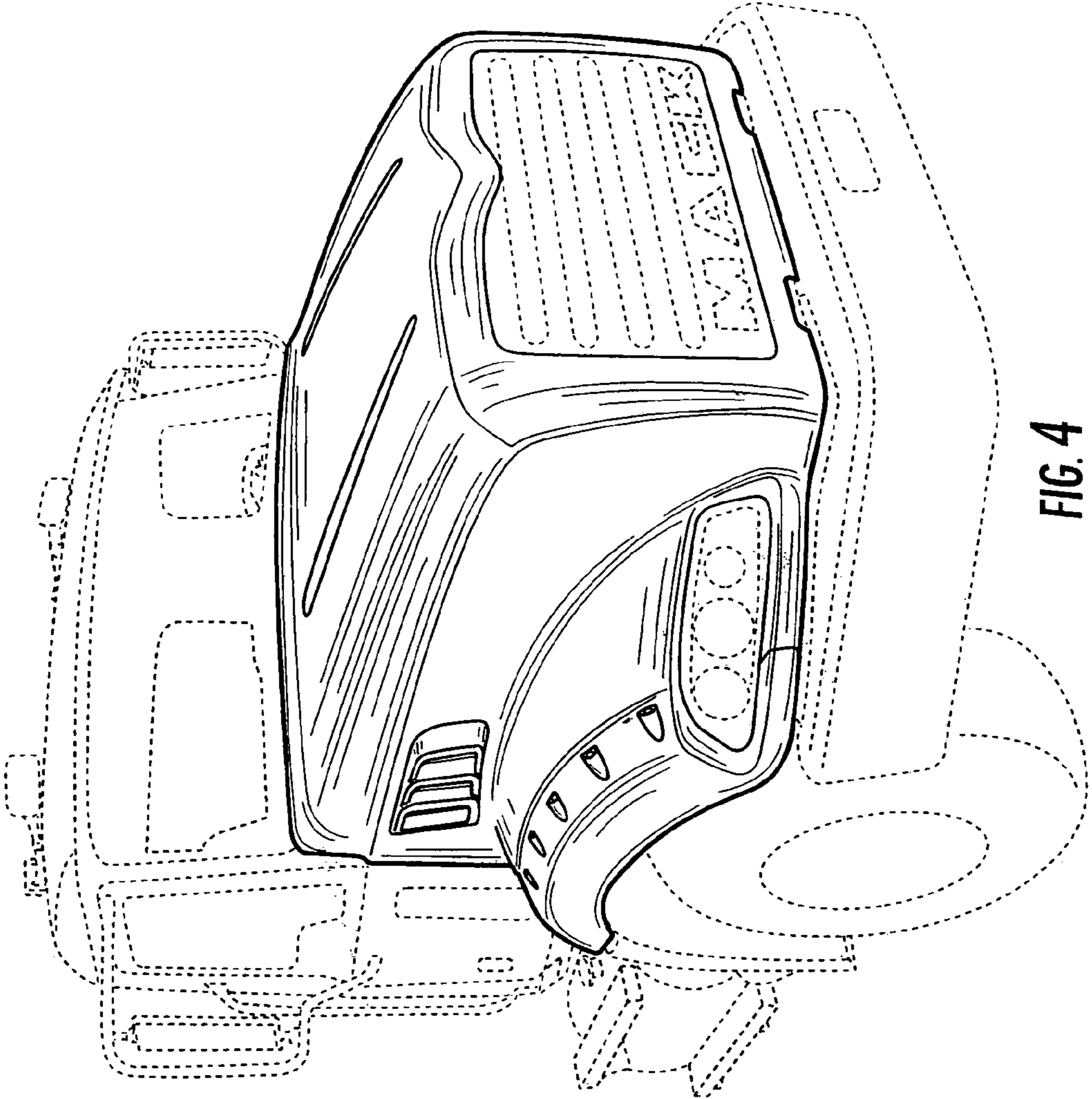


FIG. 4