



US00D550123S

(12) **United States Design Patent** (10) **Patent No.:** **US D550,123 S**
Sasaki (45) **Date of Patent:** **** Sep. 4, 2007**

(54) **AUTOMOBILE AND TOY REPLICA THEREOF**

(75) Inventor: **Takumi Sasaki**, Nagoya (JP)

(73) Assignee: **Toyota Jidosha Kabushiki Kaisha**, Toyota (JP)

(**) Term: **14 Years**

(21) Appl. No.: **29/259,411**

(22) Filed: **May 9, 2006**

(51) **LOC (8) Cl.** **12-08**

(52) **U.S. Cl.** **D12/91**

(58) **Field of Classification Search** D12/90-92,
D12/86, 88; D21/424, 433; 296/181.1, 181.5
See application file for complete search history.

(56) **References Cited**

U.S. PATENT DOCUMENTS

D470,796 S *	2/2003	Nakajima et al.	D12/91
D476,269 S	6/2003	Suzuki et al.	
D476,600 S *	7/2003	Tamiya et al.	D12/91
D477,249 S *	7/2003	Ikuma	D12/90
D481,332 S	10/2003	Miyazaki et al.	
D483,297 S *	12/2003	Albaisa	D12/91
D492,915 S *	7/2004	Hara et al.	D12/91
D504,087 S *	4/2005	Hakamata et al.	D12/91

OTHER PUBLICATIONS

Automotive Guidebook of Japan, vol. 48, Aerio (Suzuki Motor Corp: Oct. 24, 2001) pp. 132, 297.
Catalog of Nissan Stagia, Nissan Stagia, published by Nissan Motor Co., Ltd., Sep. 2002.
Monthly Magazine "Family Car," Subaru Legacy Outback, published by Naigai Publishing Co., Ltd., Dec. 1, 2004, p. 78.

Picture of Chevrolet Cruze, Brochure of Chevrolet Cruze, Oct. 2001, p. 21.

BMW AG, Naias 2005 Press Kit CD-R for Mini, p. 6/7, issued on Nov. 10, 2004.

Photograph of automobile from website (www.carsensor.net/s/smodel/NI_5_1.html), "Nissan Escarot," p. 7/7, publication date unknown.

Brochure for Nissan Motor Co., Ltd., "Lafesta Option Catalog," issued Dec. 2005.

Brochure for Toyota Estima T, issued Apr. 2001, Mfg. Toyota Jidosha Kabushiki Kaisha.

Toyota ist, "Motor Magazine," p. 171, issued in Jul. 2002. (2 pages).

* cited by examiner

Primary Examiner—Melody N. Brown

(74) *Attorney, Agent, or Firm*—Finnegan, Henderson, Farabow, Garrett & Dunner, L.L.P.

(57) **CLAIM**

The ornamental design for an automobile and toy replica thereof, as shown and described.

DESCRIPTION

FIG. 1 is a front perspective view of an automobile and toy replica thereof showing my new design;

FIG. 2 is a rear perspective view thereof;

FIG. 3 is a front elevational view thereof;

FIG. 4 is a rear elevational view thereof;

FIG. 5 is a top plan view thereof; and,

FIG. 6 is a right side elevational view thereof, the left side elevational view being a mirror image thereof except for the door over the gas cap which is not present on the left side, and the windshield wipers that are not symmetrical.

1 Claim, 5 Drawing Sheets






FIG. 1




FIG. 2




FIG. 3




FIG. 4

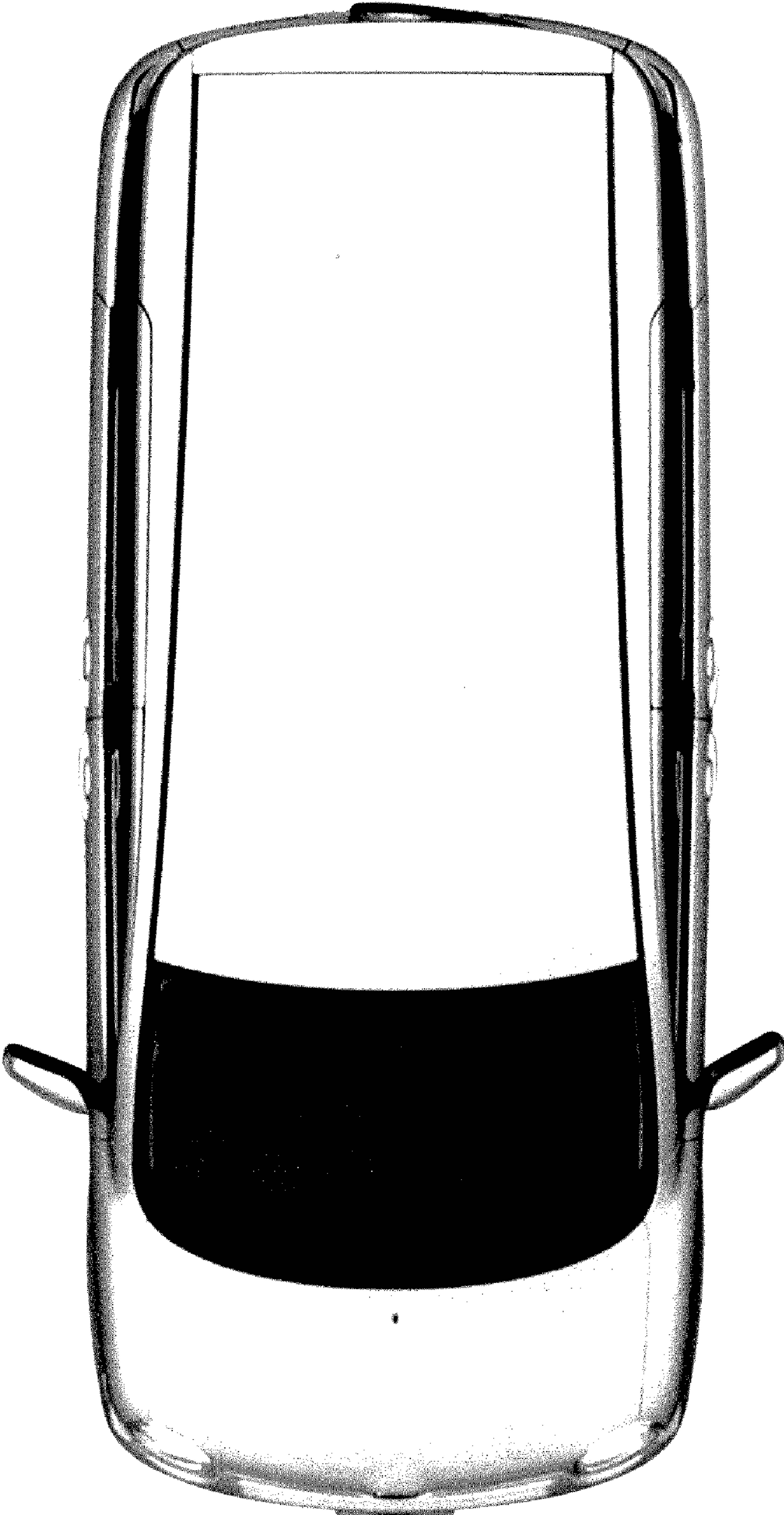


FIG. 5




FIG. 6