



US00D550121S

(12) **United States Design Patent**
Minnecci

(10) **Patent No.:** **US D550,121 S**

(45) **Date of Patent:** **** Sep. 4, 2007**

(54) **CORSAGE PIN**

(76) Inventor: **Mary Minnecci**, 1613 Harbor Point,
Champaign, IL (US) 61821

(**) Term: **14 Years**

(21) Appl. No.: **29/246,434**

(22) Filed: **Apr. 11, 2006**

(51) **LOC (8) Cl.** **02-07**

(52) **U.S. Cl.** **D11/200**

(58) **Field of Classification Search** D11/200,
D11/201, 213, 86, 87, 130, 1, 47, 43, 143;
24/5-6; 2/69; 29/59

See application file for complete search history.

(56) **References Cited**

U.S. PATENT DOCUMENTS

D187,480 S	3/1960	Dare	
3,735,447 A *	5/1973	Abraham	24/6
3,982,303 A *	9/1976	Shulkin	24/6
4,229,877 A *	10/1980	Fagan	29/509

4,477,946 A	10/1984	Mafi	
4,559,675 A *	12/1985	Devenny	24/5
4,852,220 A *	8/1989	Berardi	24/6
D334,905 S	4/1993	Ritz	
5,836,017 A *	11/1998	Hironaga et al.	2/69
D409,522 S *	5/1999	Satterfield et al.	D11/200

* cited by examiner

Primary Examiner—Ralf Seifert

(74) *Attorney, Agent, or Firm*—Michael Burns; Maloney,
Parkinson & Berns

(57) **CLAIM**

The ornamental design for a corsage pin, as shown and described.

DESCRIPTION

FIG. 1 is a rear view of the corsage pin frame.

FIG. 2 is a side view of the corsage pin; and,

FIG. 3 is an exploded view of the corsage pin.

1 Claim, 3 Drawing Sheets

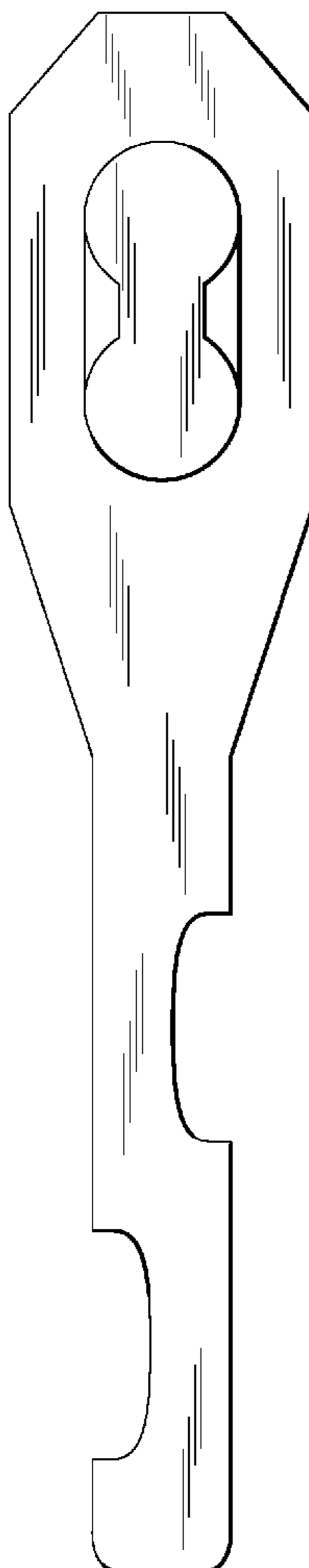


Fig. 1

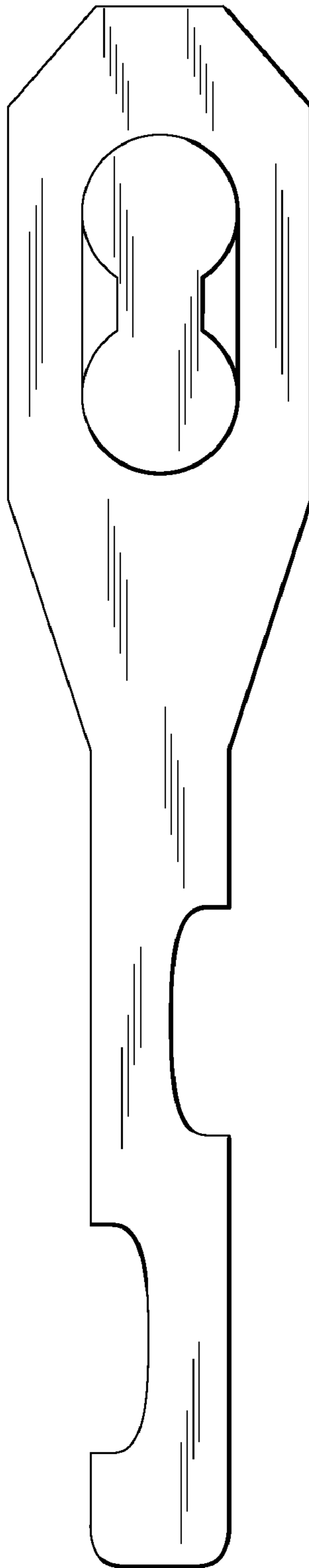


Fig. 2

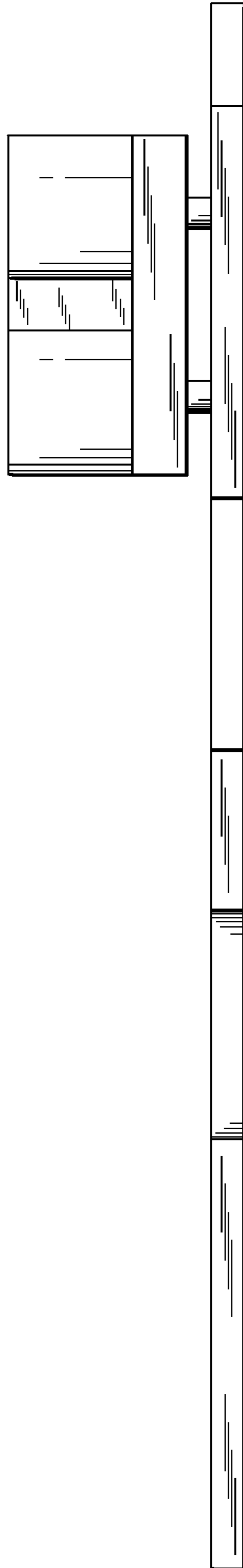


Fig. 3

