



US00D550113S

(12) **United States Design Patent**
Østerbaek

(10) **Patent No.:** **US D550,113 S**

(45) **Date of Patent:** **** Sep. 4, 2007**

(54) **JEWELRY**

(76) **Inventor:** **Kenneth Østerbaek**, Tisvildebygade 21
A, Tisvildeleje (DK) DK-3220

(**) **Term:** **14 Years**

(21) **Appl. No.:** **29/245,054**

(22) **Filed:** **Dec. 16, 2005**

(30) **Foreign Application Priority Data**

Jun. 16, 2005 (EP) 000365382-0001

(51) **LOC (8) Cl.** **11-01**

(52) **U.S. Cl.** **D11/56**

(58) **Field of Classification Search** D11/7,
D11/40-45, 56, 61, 67, 69, 70, 75, 76, 79,
D11/81, 48, 1, 54, 77, 86-88; 63/12, 13,
63/14.1, 14.2-14.4, 14.6, 14.7, 14.8, 20
See application file for complete search history.

(56) **References Cited**

U.S. PATENT DOCUMENTS

D283,020 S * 3/1986 Koch D11/56
D301,897 S * 6/1989 Wagner D19/65

D342,144 S * 12/1993 Yang D1/112
D342,918 S * 1/1994 Henry D11/81
D378,502 S * 3/1997 Szlanfucht D11/81
D392,206 S * 3/1998 Kothari D11/56
D466,827 S * 12/2002 Fornas D11/79
D478,836 S * 8/2003 McCormack D11/81

* cited by examiner

Primary Examiner—Louis S. Zarfes

Assistant Examiner—Anhdao Doan

(74) *Attorney, Agent, or Firm*—AKC Patents LLC; Aliko K. Collins

(57) **CLAIM**

The ornamental design for a jewelry, as shown and described.

DESCRIPTION


FIG. 1 is a front elevational view of a jewelry, showing my new design;

FIG. 2 is a front perspective view thereof;

FIG. 3 is a side perspective view thereof; and,

FIG. 4 is a top perspective view thereof.

1 Claim, 4 Drawing Sheets






FIG. 1




FIG. 2



FIG. 3




FIG. 4