



US00D550111S

(12) **United States Design Patent** (10) **Patent No.:** **US D550,111 S**
Howard et al. (45) **Date of Patent:** **** Sep. 4, 2007**

- (54) **PORTION OF A WATCH**
- (75) Inventors: **Dane M. Howard**, Sammamish, WA (US); **Jonathan Friedman**, Seattle, WA (US); **Scott McManigal**, Pacific Palisades, CA (US); **Brad Cracchiola**, Agoura Hills, CA (US); **Seth Frankel**, Los Angeles, CA (US); **Jirawat Jeamvigite**, Los Angeles, CA (US)
- (73) Assignee: **Microsoft Corporation**, Redmond, WA (US)
- (**) Term: **14 Years**
- (21) Appl. No.: **29/227,754**
- (22) Filed: **Apr. 15, 2005**
- (51) **LOC (8) Cl.** **10-07**
- (52) **U.S. Cl.** **D10/128**
- (58) **Field of Classification Search** D10/30-39, D10/122-132; 368/276-278, 281-283, 285, 368/228, 232, 223, 28, 294, 295
 See application file for complete search history.

D401,862 S	12/1998	Sugita et al.	
D403,246 S	* 12/1998	Hanagata	D10/30
D404,322 S	1/1999	Blondin	
D411,957 S	7/1999	Ramos	
D413,273 S	8/1999	Hartzband	
D416,498 S	11/1999	Blondin	
D416,812 S	11/1999	Houlihan et al.	
D417,401 S	12/1999	Houlihan et al.	
D424,451 S	5/2000	Houlihan	
D426,777 S	6/2000	Tomimatsu	
D436,045 S	1/2001	Giardiello	
D443,832 S	6/2001	Streltsov	
D444,078 S	6/2001	Strasser	
D444,714 S	7/2001	Streltsov	
D451,036 S	11/2001	Zuckerman et al.	
D459,239 S	6/2002	Baumann	
6,414,907 B1	7/2002	Pennington	
D465,739 S	11/2002	Arabov	
D470,776 S	2/2003	Blondin	
D486,078 S	2/2004	de Baschmakoff	
6,791,903 B2	9/2004	Germiquet et al.	
6,799,886 B2	* 10/2004	Carrard et al.	368/281

(Continued)

OTHER PUBLICATIONS

Website for Suunto N3 SPOT watch, 4 pages, printed on Mar. 21, 2005 <http://www.suuntowatches.com/n3.htm>.

Primary Examiner—Lucy Lieberman
(74) Attorney, Agent, or Firm—Banner & Witcoff, Ltd.

(57) **CLAIM**

The ornamental design for a portion of a watch, as shown and described.

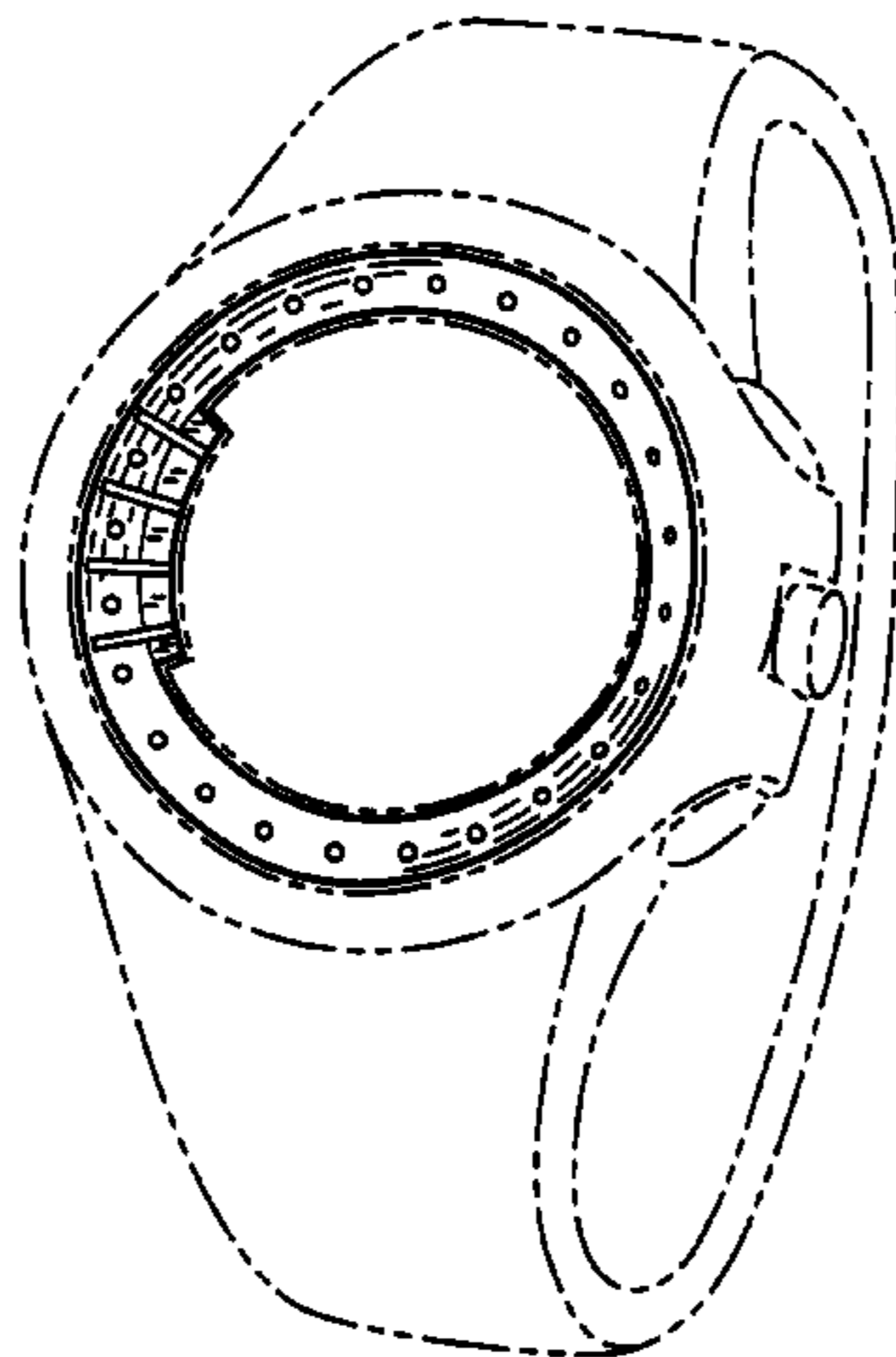
DESCRIPTION

FIG. 1 is a perspective view of a portion of a watch showing our new design;
FIG. 2 is another perspective view thereof; and,
FIG. 3 is a front view thereof.
The broken line showing of various regions of the watch is for illustrative purposes only and forms no part of the claimed design.

1 Claim, 2 Drawing Sheets

(56) **References Cited**
 U.S. PATENT DOCUMENTS

D278,686 S	* 5/1985	Mathez	D10/39
D320,946 S	10/1991	Crocco	
D323,993 S	2/1992	Lee	
D348,401 S	7/1994	Riley	
D350,073 S	* 8/1994	Burgener	D10/39
D353,105 S	12/1994	Houlihan	
D354,239 S	1/1995	Ishizaka	
D361,277 S	8/1995	Riley	
D362,395 S	9/1995	Chodat	
D364,570 S	11/1995	Nanayakkara	
D367,240 S	* 2/1996	Svast	D10/126
5,567,345 A	10/1996	Landis	
D377,150 S	1/1997	Hartzband	
D377,315 S	1/1997	Moriai et al.	
5,673,238 A	9/1997	Berney	
D394,399 S	5/1998	Matsuda et al.	
D400,804 S	11/1998	Riley et al.	



US D550,111 S

Page 2

U.S. PATENT DOCUMENTS

D500,451 S	1/2005	Yamamoto	
D500,683 S	* 1/2005	Sabarthes et al.	D10/39
D502,409 S	* 3/2005	Figueiredo	D10/30
D506,685 S	* 6/2005	Yamamoto	D10/32
D506,936 S	7/2005	Takahashi	
D508,211 S	8/2005	Dreyfuss	
D508,418 S	* 8/2005	Kraft	D10/38
D508,652 S	* 8/2005	Chen	D10/32
D521,396 S	* 5/2006	Bourquin	D10/33
D525,537 S	* 7/2006	Monachon	D10/32
7,080,938 B1	* 7/2006	Moore et al.	368/295
D526,574 S	8/2006	Plange	

* cited by examiner

FIG. 1

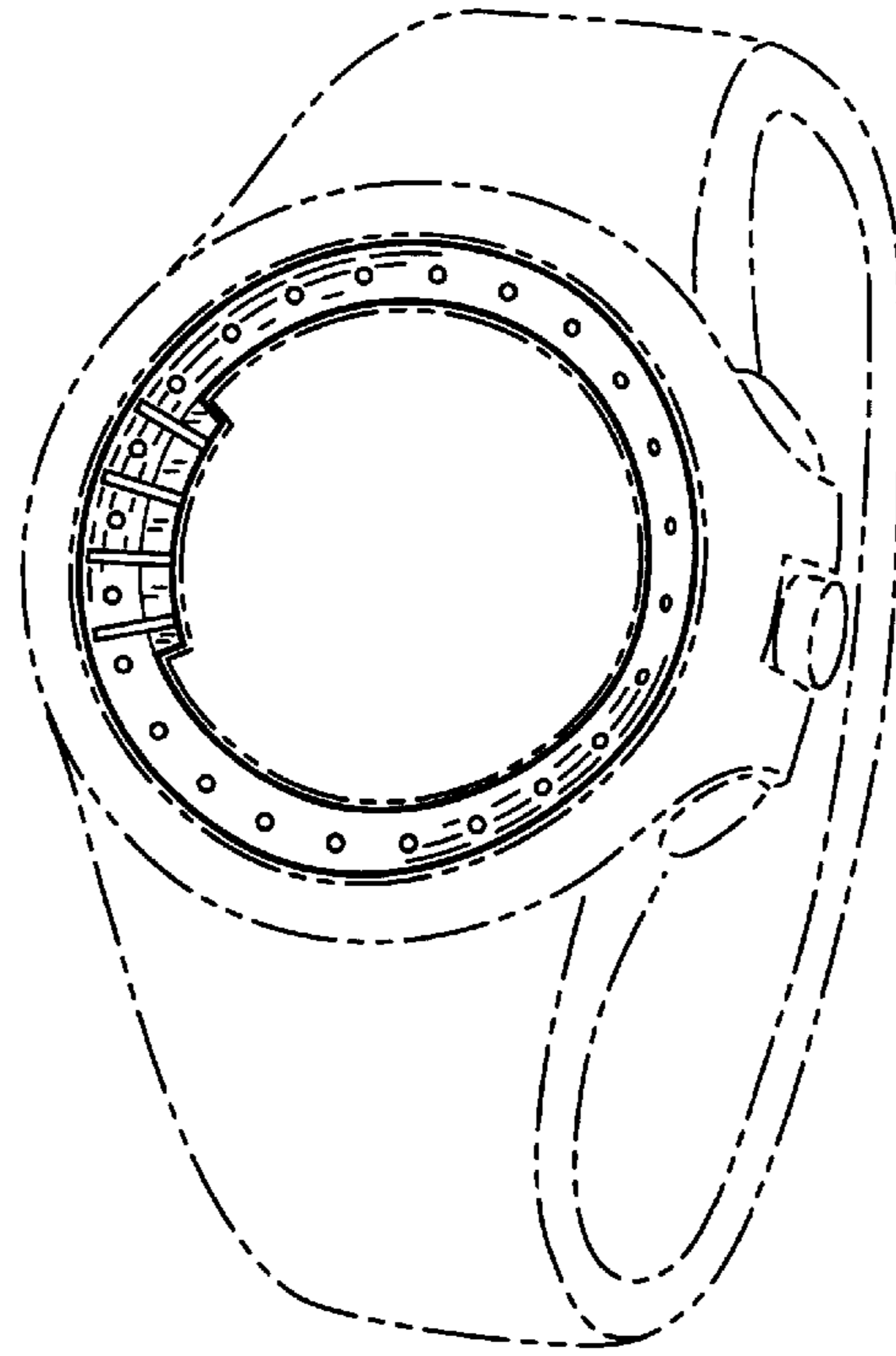


FIG. 2

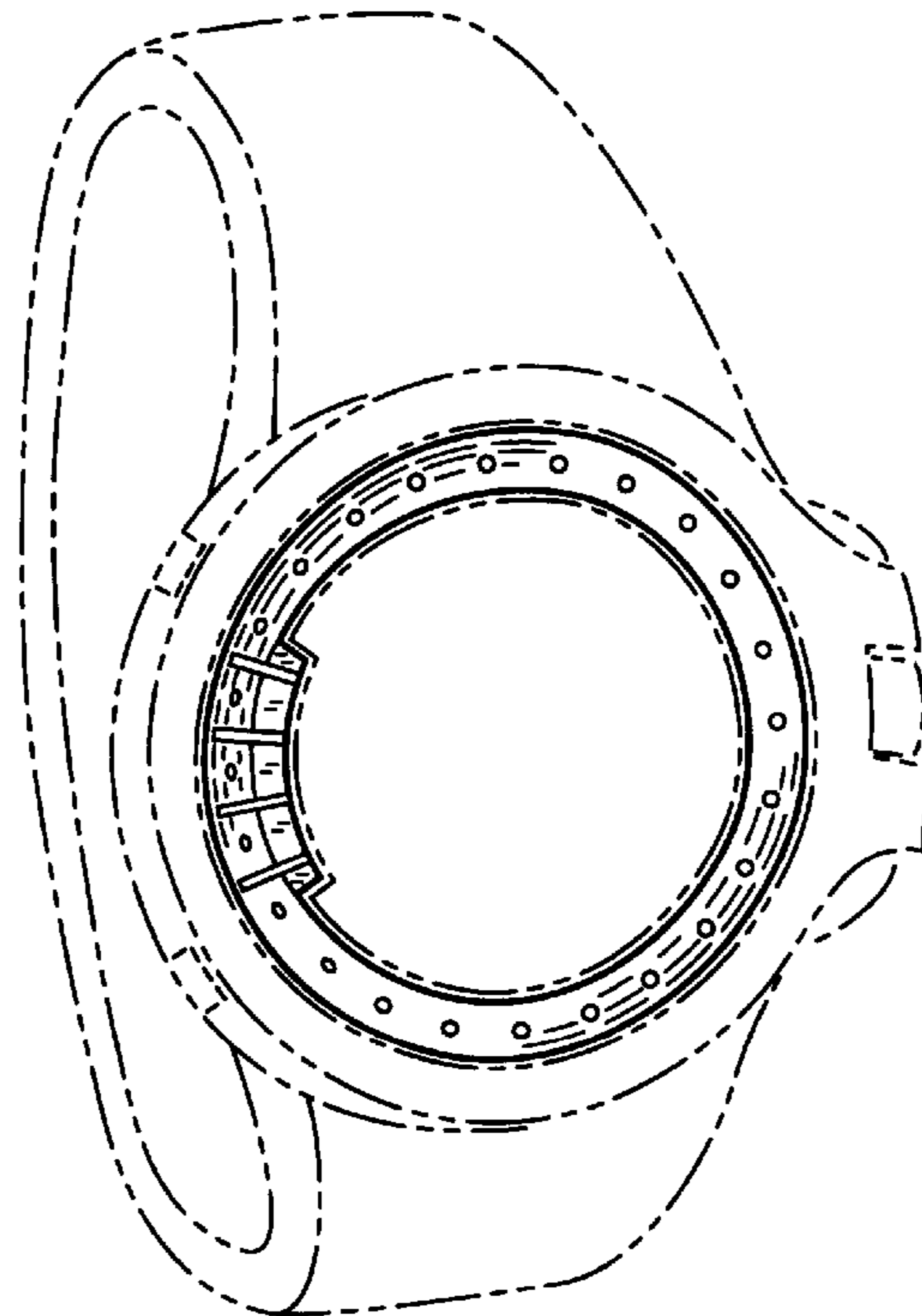


FIG. 3

