



US00D550101S

(12) **United States Design Patent**
Umebayashi et al.

(10) **Patent No.:** **US D550,101 S**

(45) **Date of Patent:** **** Sep. 4, 2007**

(54) **WATCH CASE WITH BAND**

(75) Inventors: **Seiji Umebayashi, Oume (JP);**
Masayuki Kimura, Chiba (JP)

(73) Assignee: **Casio Keisanki Kabushiki Kaisha,**
Tokyo (JP)

(**) **Term:** **14 Years**

(21) **Appl. No.:** **29/266,222**

(22) **Filed:** **Sep. 15, 2006**

(51) **LOC (8) Cl.** **10-02**

(52) **U.S. Cl.** **D10/32**

(58) **Field of Classification Search** D10/30–39,
D10/122–132; D11/3; 368/276, 281, 282,
368/285; 63/3, 3.1; 224/164, 175
See application file for complete search history.

(56) **References Cited**

U.S. PATENT DOCUMENTS

3,866,406	A	*	2/1975	Roberts	368/29
D401,159	S	*	11/1998	Sugita et al.	D10/30
D407,342	S	*	3/1999	Ishizaka	D11/3
D409,940	S	*	5/1999	Spandrio et al.	D11/3
D450,613	S	*	11/2001	Rantala	D11/3
D453,475	S	*	2/2002	Xing	D10/32
6,435,709	B2	*	8/2002	Hirano et al.	368/281
D480,976	S	*	10/2003	Yan	D10/30

D503,115	S	*	3/2005	Goto et al.	D10/32
D504,071	S	*	4/2005	Kubo et al.	D10/30
D504,828	S	*	5/2005	Moriai	D10/30
D515,945	S	*	2/2006	Goto et al.	D10/32
7,006,408	B2	*	2/2006	Chen	368/10
D527,281	S	*	8/2006	Kojima et al.	D10/32

* cited by examiner

Primary Examiner—Lucy Lieberman

(74) *Attorney, Agent, or Firm—Frishauf, Holtz, Goodman & Chick, P.C.*

(57) **CLAIM**

The ornamental design for a watch case with band, as shown and described.

DESCRIPTION

FIG. 1 is a front, right side, bottom perspective view of a watch case with band showing our new design;

FIG. 2 is a front elevational view thereof;

FIG. 3 is a rear elevational view thereof;

FIG. 4 is a left side view thereof;

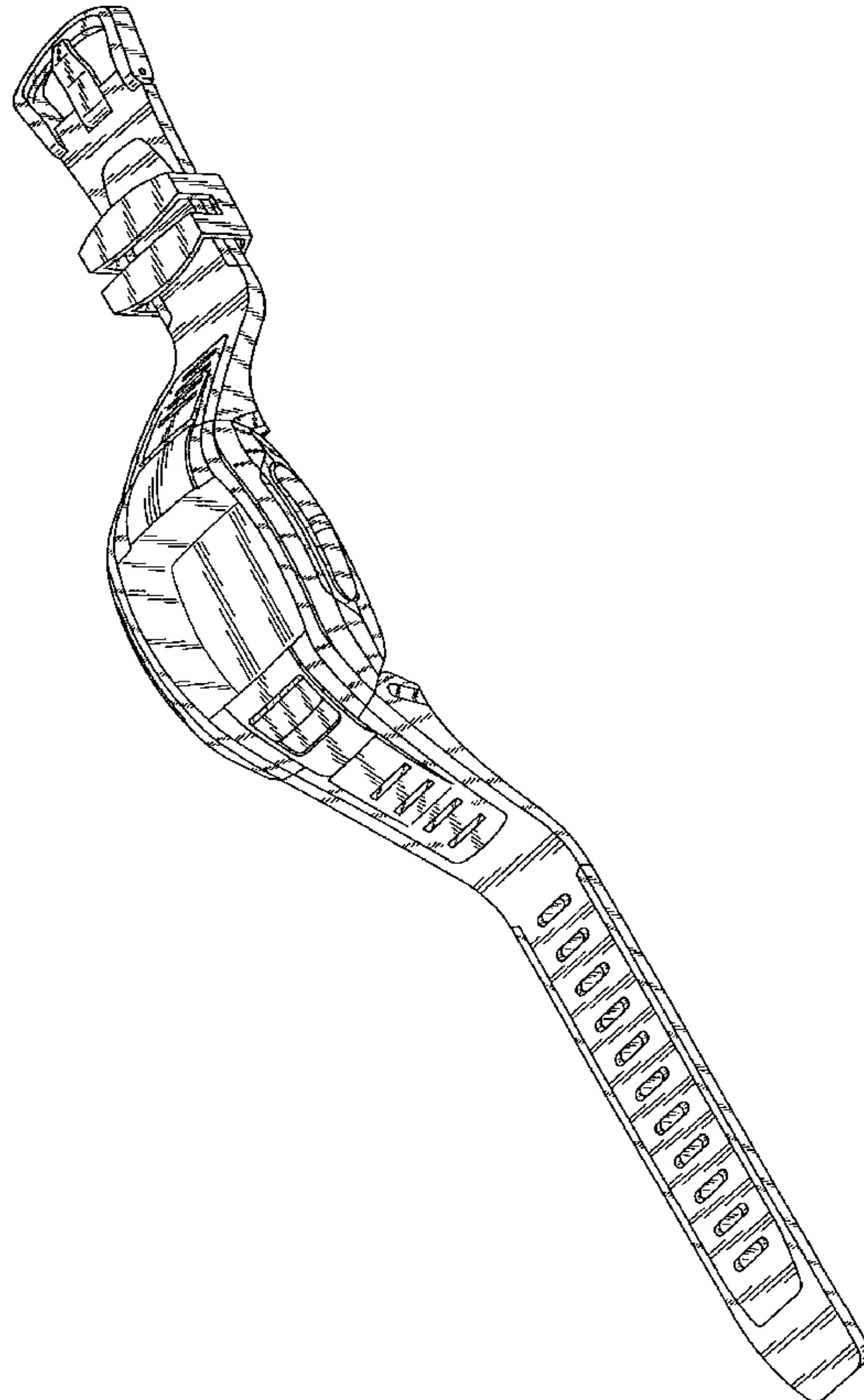
FIG. 5 is a right side view thereof;

FIG. 6 is an enlarged scale top plan view thereof; and,

FIG. 7 is an enlarged scale bottom plan view thereof.

FIGS. 1, 6 and 7 are shown on an enlarged scale.

1 Claim, 6 Drawing Sheets



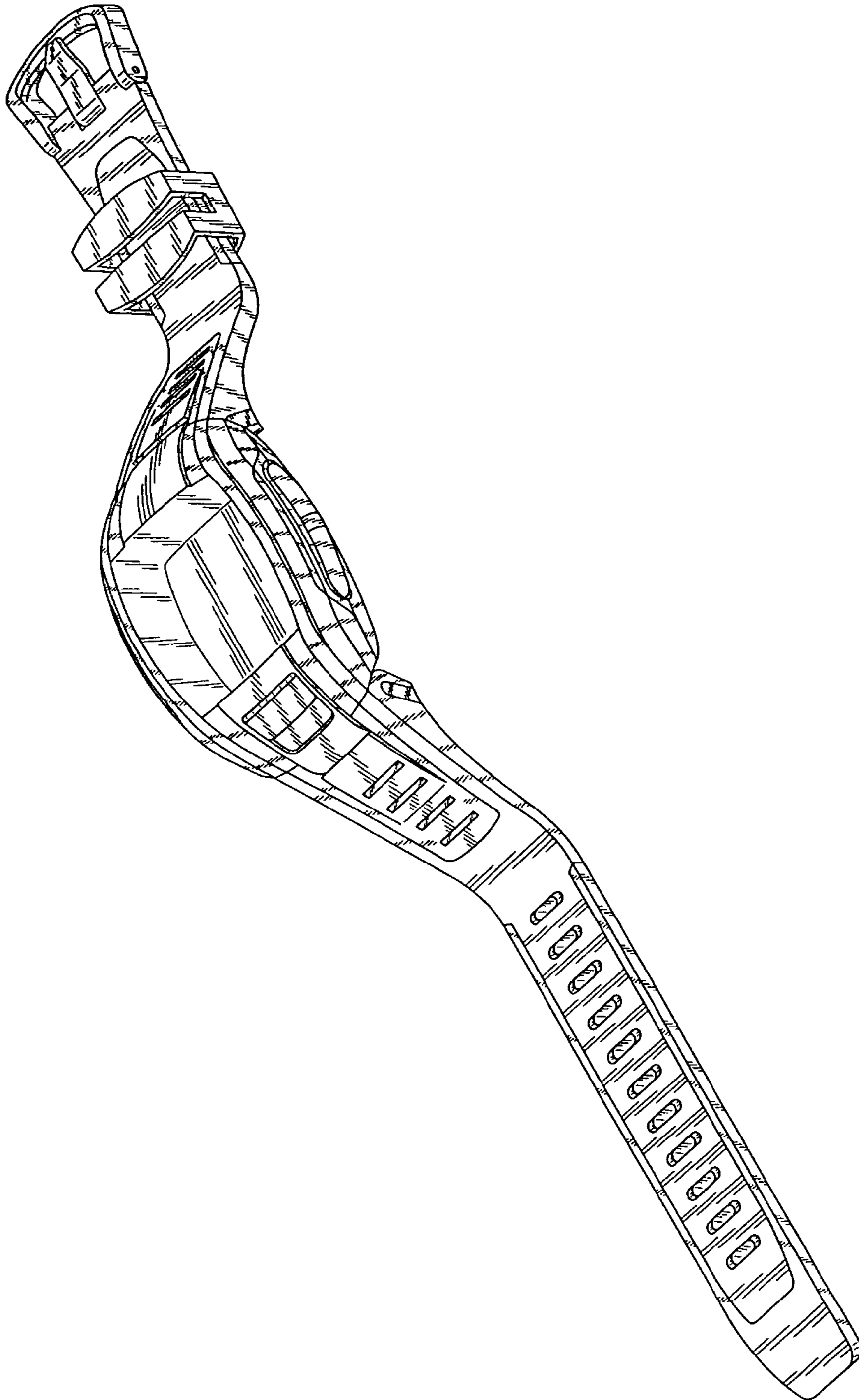


FIG. 1

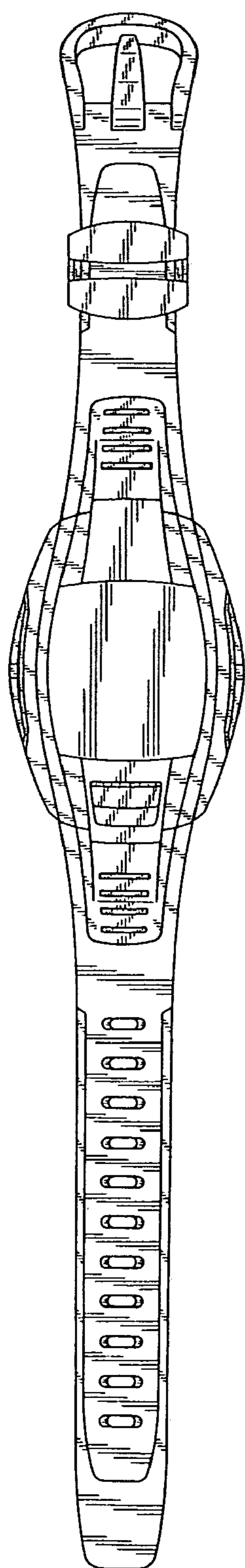


FIG. 2

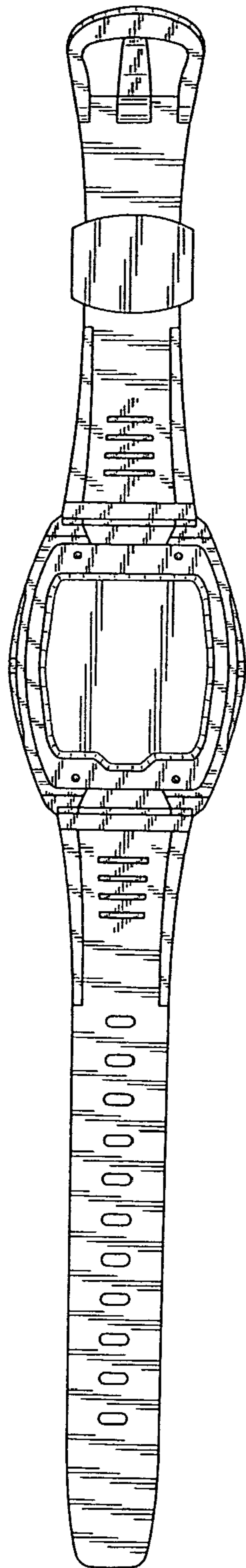


FIG. 3

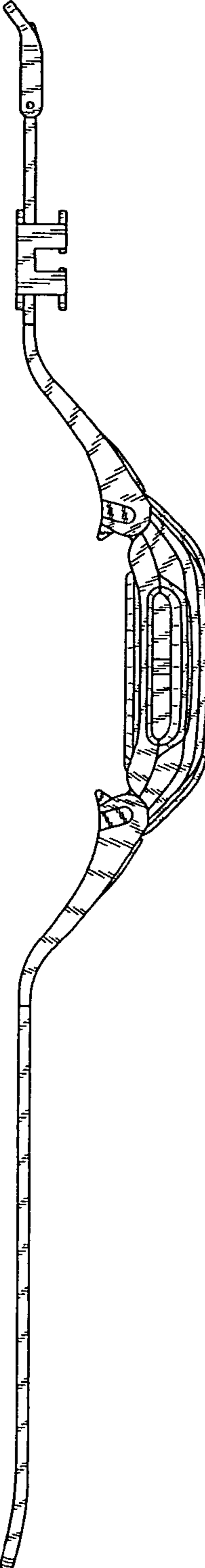


FIG. 4

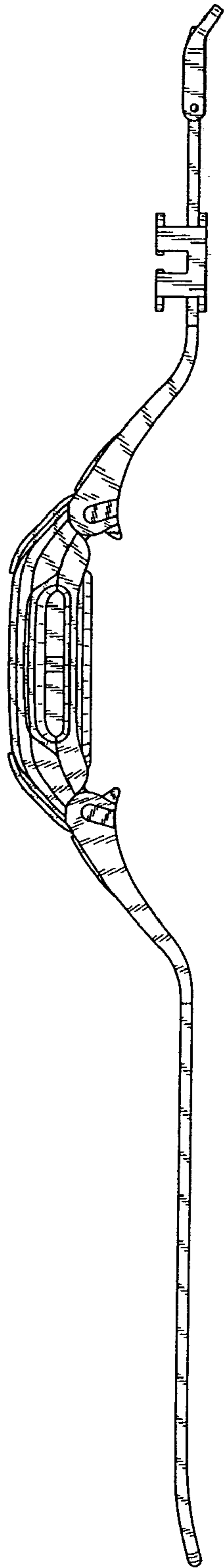


FIG. 5

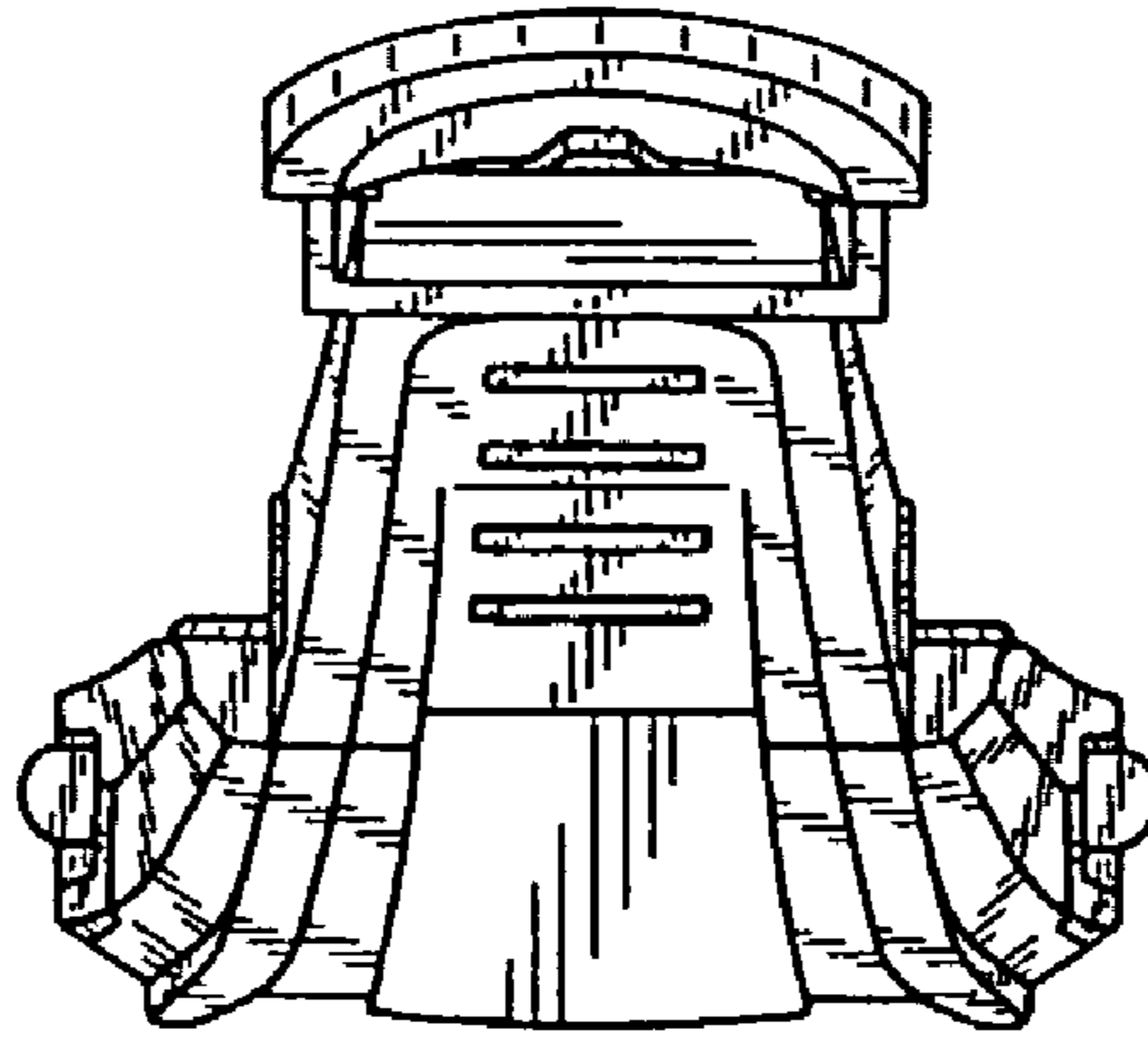


FIG. 6

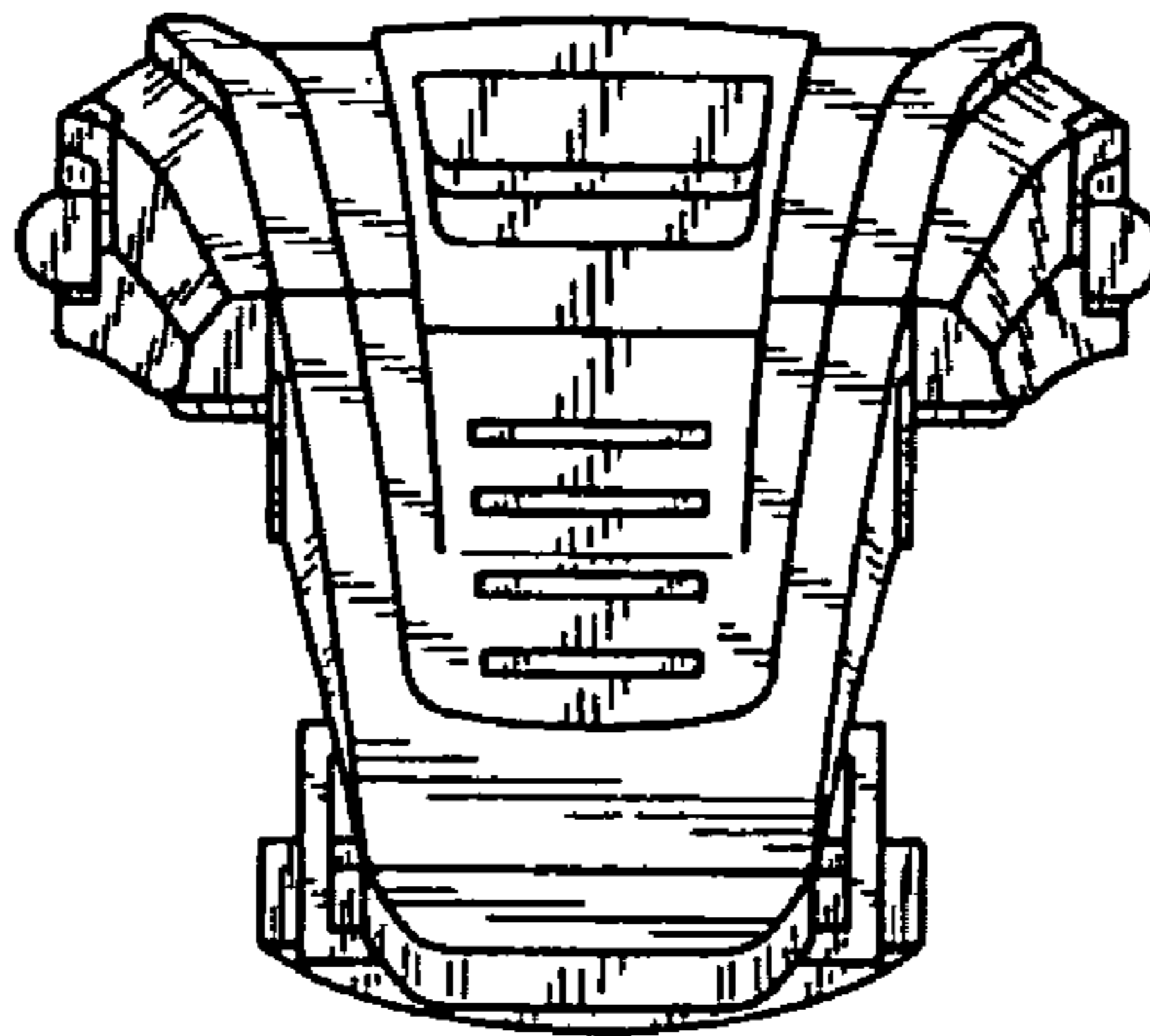


FIG. 7