

US00D550096S

(12) **United States Design Patent** (10) **Patent No.:** **US D550,096 S**
Zboch et al. (45) **Date of Patent:** **** Sep. 4, 2007**

(54) **BOTTLE**

(74) *Attorney, Agent, or Firm*—Banner & Witcoff, Ltd.

(75) Inventors: **Gerald Zboch**, Barrington, IL (US);
Brent S. Nelson, Lakewood, IL (US)

(57) **CLAIM**

The ornamental design for a bottle, as shown and described.

(73) Assignee: **Stokely-Van Camp, Inc.**, Chicago, IL (US)

DESCRIPTION

(**) Term: **14 Years**

FIG. 1 is a perspective view of a bottle depicting the new design;

(21) Appl. No.: **29/233,357**

FIG. 2 is a front elevation plan view thereof, the opposite side being identical;

(22) Filed: **Jun. 30, 2005**

FIG. 3 is a side elevation plan view thereof representing a partial rotation of the bottle about its vertical axis, the opposite side being identical;

(51) **LOC (8) Cl.** **09-01**

(52) **U.S. Cl.** **D9/667; D6/539; D6/551**

(58) **Field of Classification Search** D9/600,
D9/667, 500–505, 516, 530, 537–546, 549–551,
D9/556–561, 564; 215/379–383, 400; 206/457,
206/459.1, 459.5, 822–823; 220/890

FIG. 4 is a top view thereof;

FIG. 5 is a bottom view thereof;

See application file for complete search history.

FIG. 6 is a perspective view of a second embodiment thereof;

FIG. 7 is a perspective view of a third embodiment thereof;

(56) **References Cited**

U.S. PATENT DOCUMENTS

D345,693 S *	4/1994	Edstrom	D9/538
D446,112 S *	8/2001	Bretz et al.	D9/667
D446,446 S *	8/2001	Bretz et al.	D9/667
D446,711 S *	8/2001	Bretz et al.	D9/667
D449,980 S *	11/2001	Piccioli et al.	D9/667
D466,817 S *	12/2002	Thierjung et al.	D9/538
D472,474 S *	4/2003	Headen et al.	D9/551
D499,959 S *	12/2004	Bretz et al.	D9/667
D505,334 S *	5/2005	Bretz et al.	D9/667
D506,679 S *	6/2005	Bretz et al.	D9/667
D510,275 S *	10/2005	Bretz et al.	D9/667
D512,325 S *	12/2005	Bretz et al.	D9/667
D513,191 S *	12/2005	Bretz et al.	D9/667

FIG. 8 is a front elevation plan view thereof, the opposite side being identical;

FIG. 9 is a side elevational view thereof, representing a partial rotation of the bottle about its vertical axis, the opposite side being identical;

FIG. 10 is a top plan view thereof;

FIG. 11 is a bottom plan view thereof; and,

FIG. 12 is a perspective view of a fourth embodiment thereof.

The dash lines shown in the drawings are for illustrative purposes only and form no part of the claimed design.

The dot-dash-dot lines shown in the drawings define the boundary of the claim and form no part of the claimed design.

* cited by examiner

Primary Examiner—Sandra L. Morris

1 Claim, 10 Drawing Sheets




Fig. 1




Fig. 2




Fig. 3

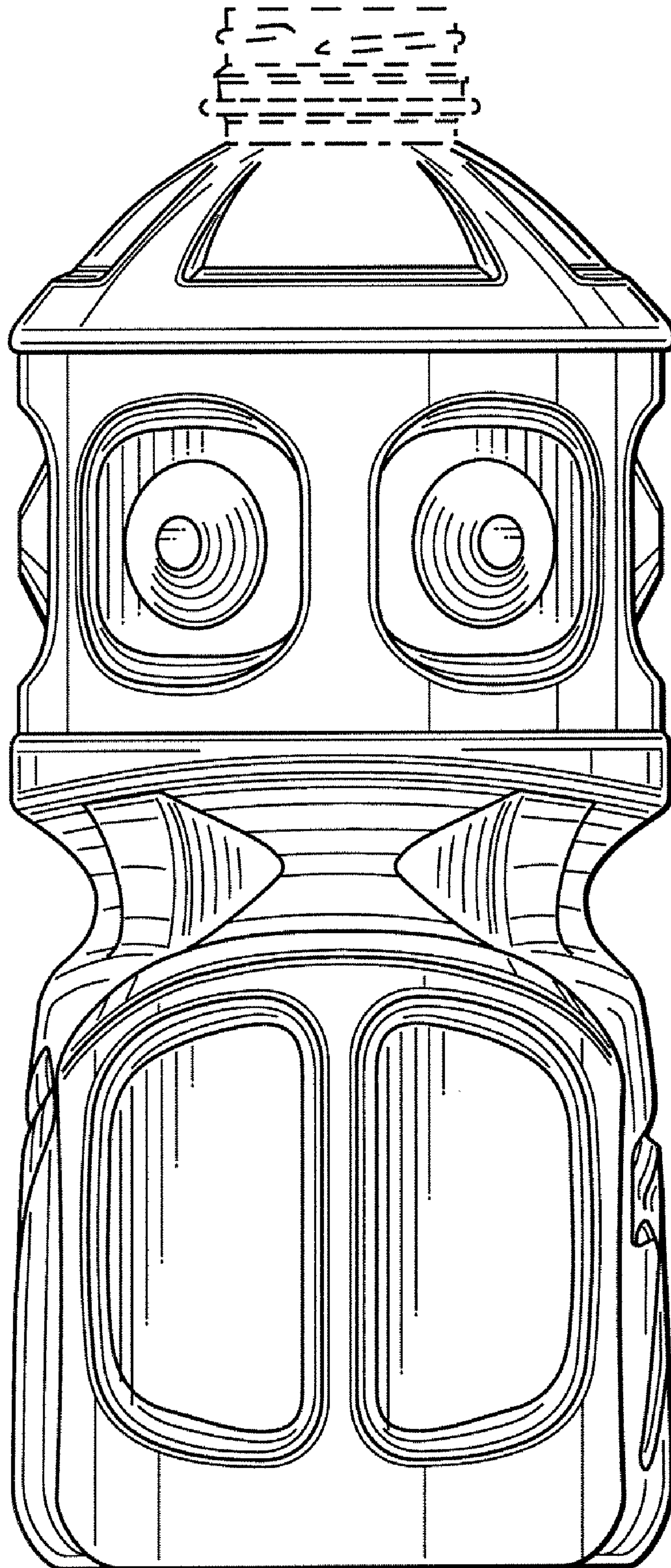


Fig. 4

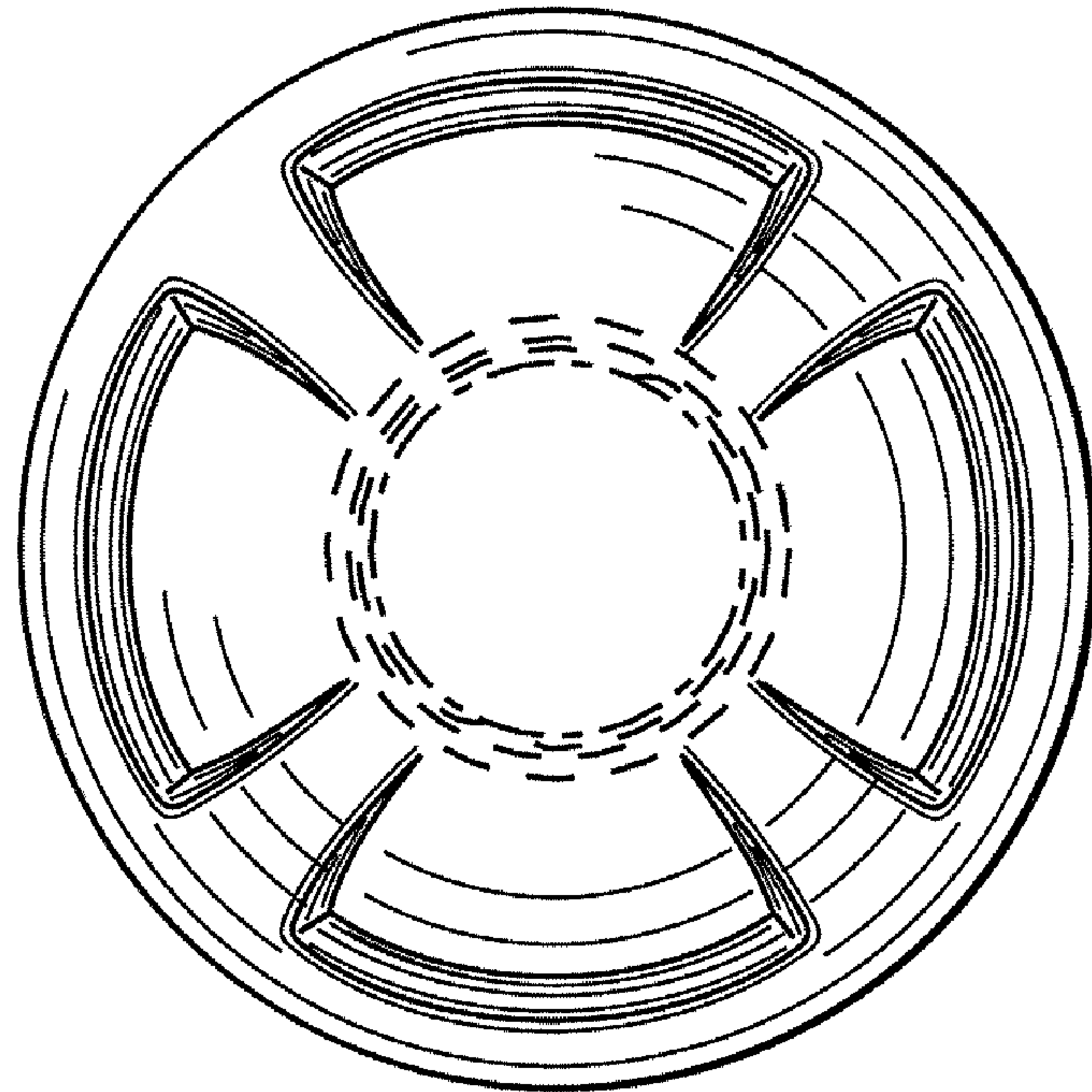


Fig. 5




Fig. 6




Fig. 7




Fig. 8

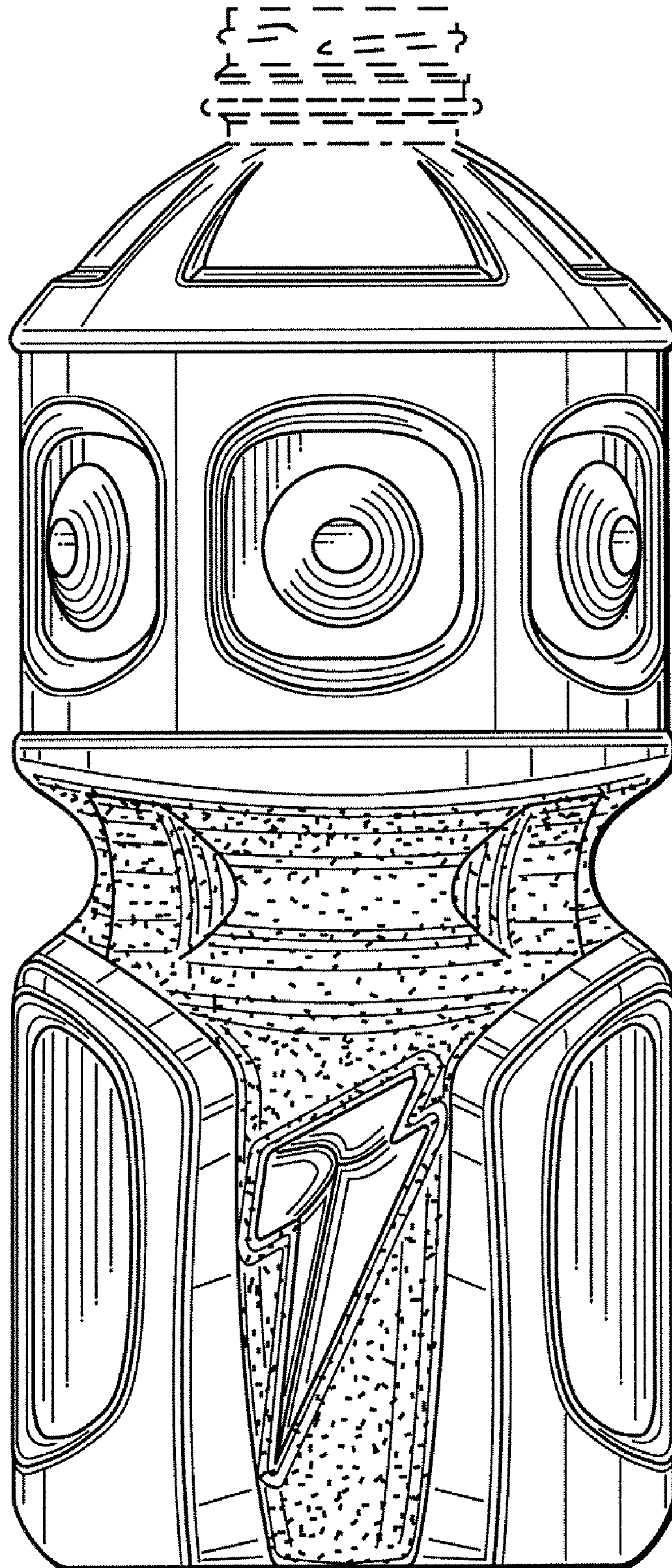


Fig. 9

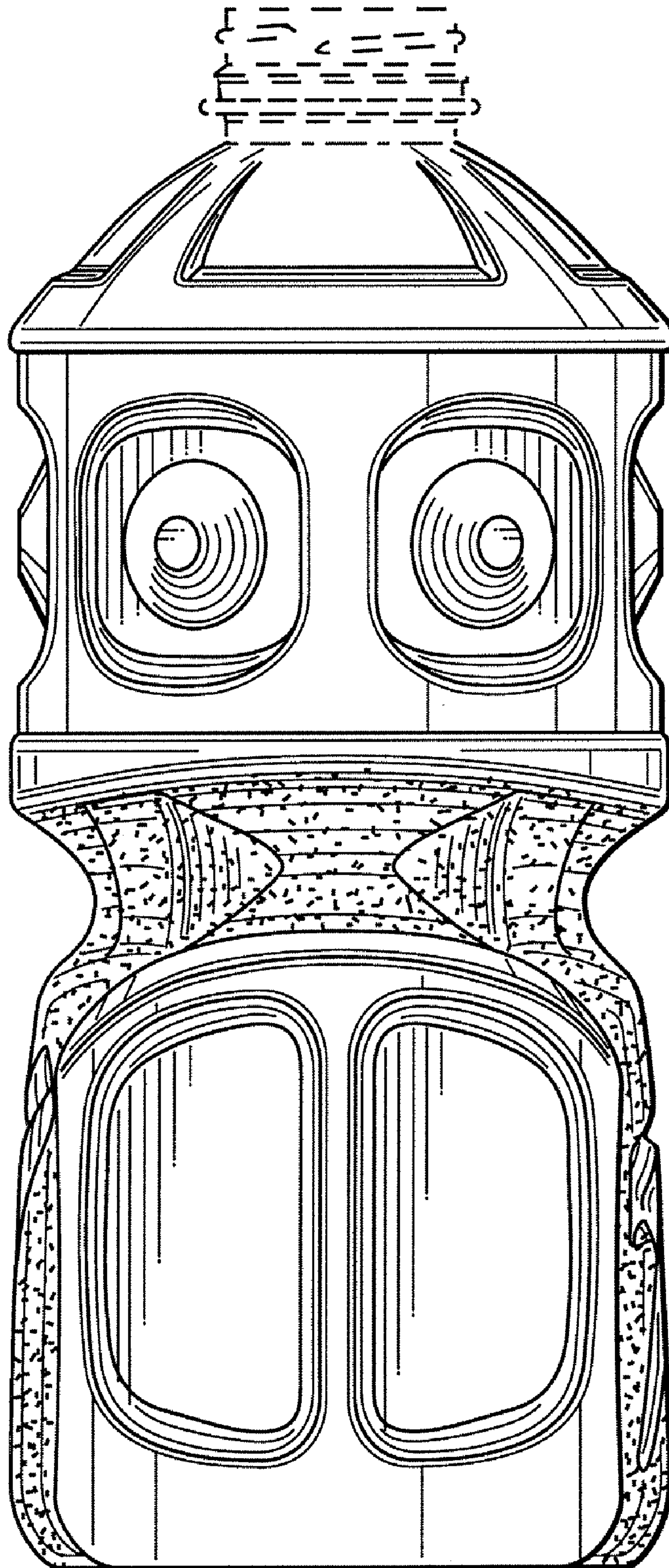


Fig. 10

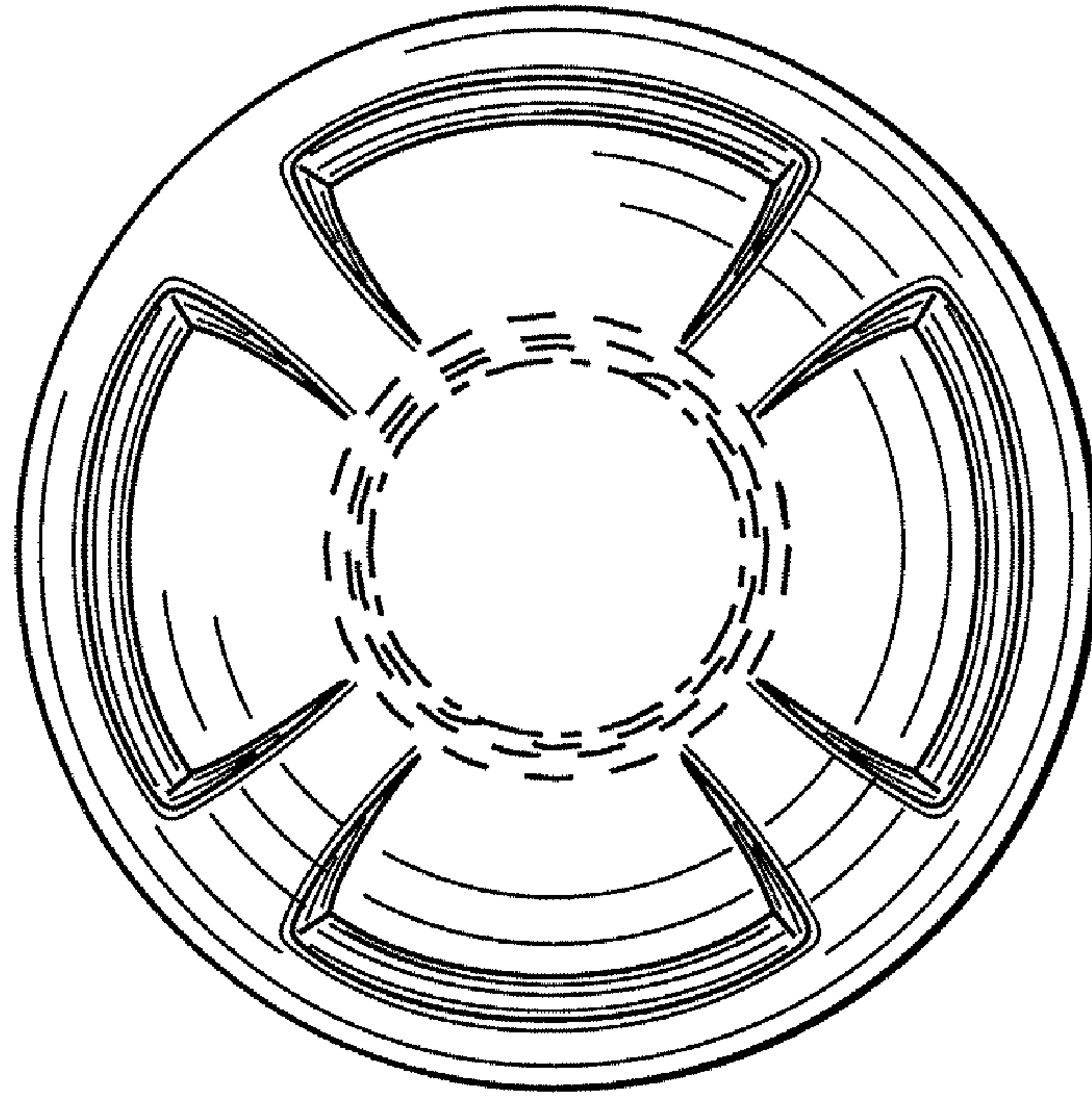


Fig. 11




Fig. 12

