



US00D550088S

(12) **United States Design Patent**
Lepoitevin

(10) **Patent No.:** **US D550,088 S**

(45) **Date of Patent:** **** Sep. 4, 2007**

(54) **BOTTLE**

(75) Inventor: **Laurent Lepoitevin**, Le Havre Cedex (FR)

(73) Assignee: **Sidel Participations**, Octeville sur Mer (FR)

(**) Term: **14 Years**

(21) Appl. No.: **29/258,120**

(22) Filed: **Apr. 17, 2006**

(30) **Foreign Application Priority Data**

Oct. 17, 2005 (EM) 000416243

(51) **LOC (8) Cl.** **09-01**

(52) **U.S. Cl.** **D9/520; D9/516; D9/502; D9/552; D9/537; D9/549**

(58) **Field of Classification Search** D9/516, D9/520, 552, 537, 540, 549, 541, 542, 543, D9/551, 553, 556, 557, 558, 554, 564, 565, D9/566, 567, 569, 571, 538; 215/381, 382, 215/383, 384, 385, 396, 398

See application file for complete search history.

(56) **References Cited**

U.S. PATENT DOCUMENTS

- D292,269 S * 10/1987 Jacobs et al. D9/500
- D292,374 S * 10/1987 Jacobs et al. D9/500
- D314,138 S * 1/1991 Malvoisin D9/502
- D379,151 S * 5/1997 Stevens D9/503
- D397,941 S * 9/1998 Lauth D9/502
- D401,860 S * 12/1998 Mentasti Granelli D9/538
- D414,700 S * 10/1999 Zogg D9/502
- D441,291 S * 5/2001 Lichtman et al. D9/502
- D445,031 S * 7/2001 Bretz et al. D9/502
- D445,035 S * 7/2001 Bretz et al. D9/520
- D445,333 S * 7/2001 Bretz et al. D9/434
- D445,680 S * 7/2001 Bretz et al. D9/434

- D448,670 S * 10/2001 Bretz et al. D9/520
- D449,533 S * 10/2001 Helps et al. D9/502
- D457,055 S * 5/2002 Ranchetti D9/667
- D463,292 S * 9/2002 Del Bianco D9/560
- D465,727 S * 11/2002 Duranthon D9/620
- D467,507 S * 12/2002 Bryant et al. D9/570
- D487,564 S * 3/2004 Beck et al. D9/520
- D503,341 S * 3/2005 Delmotte D9/538
- D506,135 S * 6/2005 Breier et al. D9/500
- D506,931 S * 7/2005 Delmotte D9/538
- D521,868 S * 5/2006 Arima D9/502

* cited by examiner

Primary Examiner—Stella Reid

Assistant Examiner—Elizabeth J. Oswecki

(74) *Attorney, Agent, or Firm*—Marshall, Gerstein & Borun LLP

(57) **CLAIM**

The ornamental design for a bottle, as shown and described.

DESCRIPTION

FIG. 1 is a perspective view of a bottle that has the design.

FIG. 2 is a perspective view of the bottle from a different direction.

FIG. 3 is a side view of the bottle.

FIG. 4 is a side view of the bottle rotated 90 degrees from the view of FIG. 3.

FIG. 5 is a side view of the bottle rotated 180 degrees from the view of FIG. 3.

FIG. 6 is a bottom view of the bottle; and,

FIG. 7 is a top view of the bottle.

The broken line showing of FIGS. 1–6 is for the purpose of illustrating portions of the bottle and forms no part of the claimed design.

1 Claim, 4 Drawing Sheets

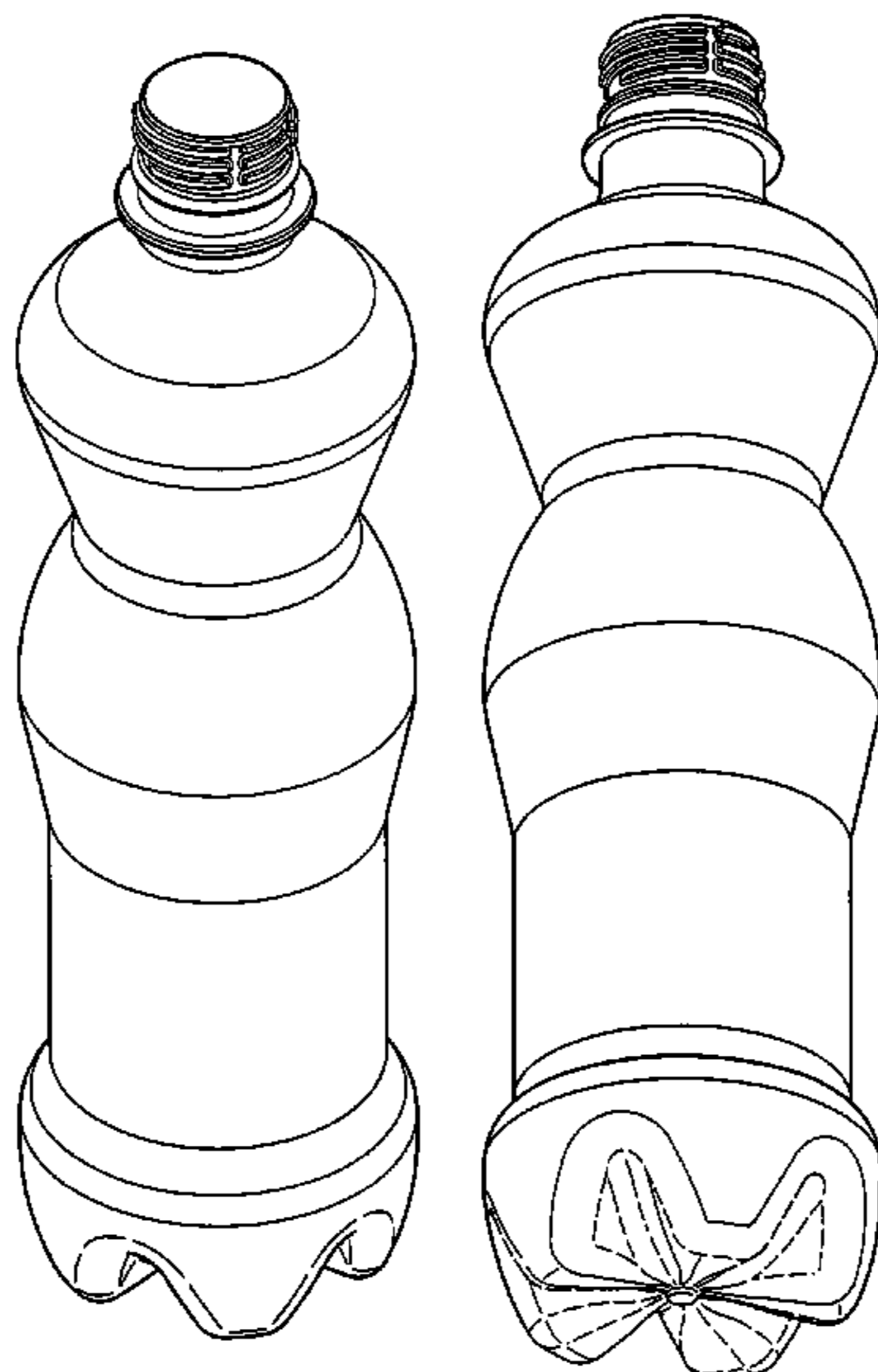


FIG. 1

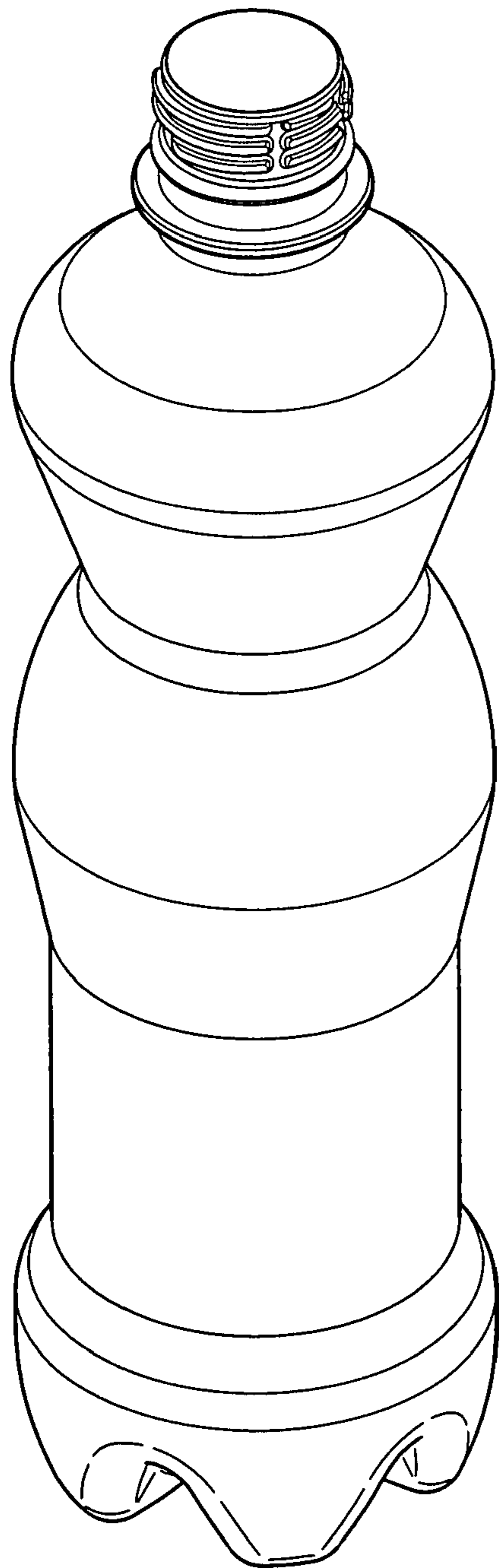


FIG. 2

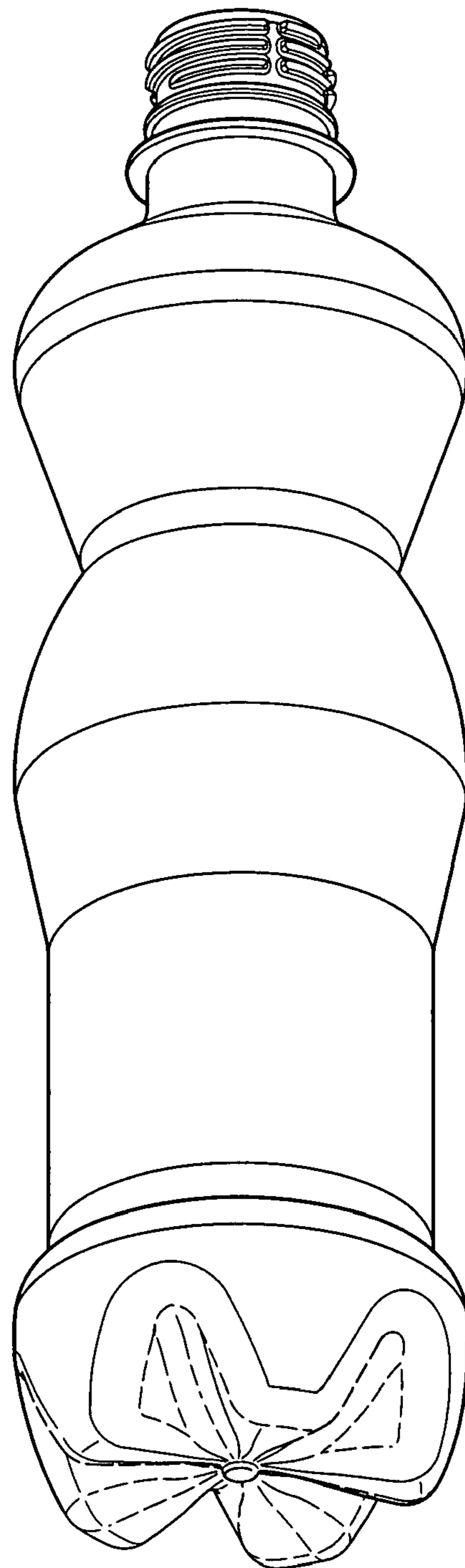


FIG. 3

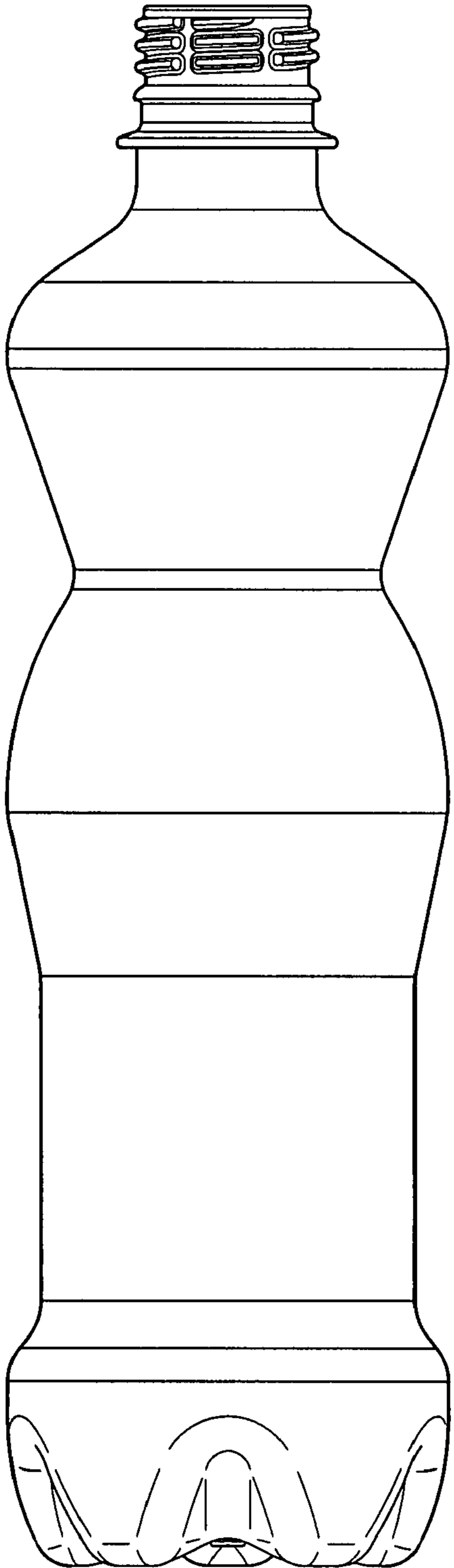


FIG. 4

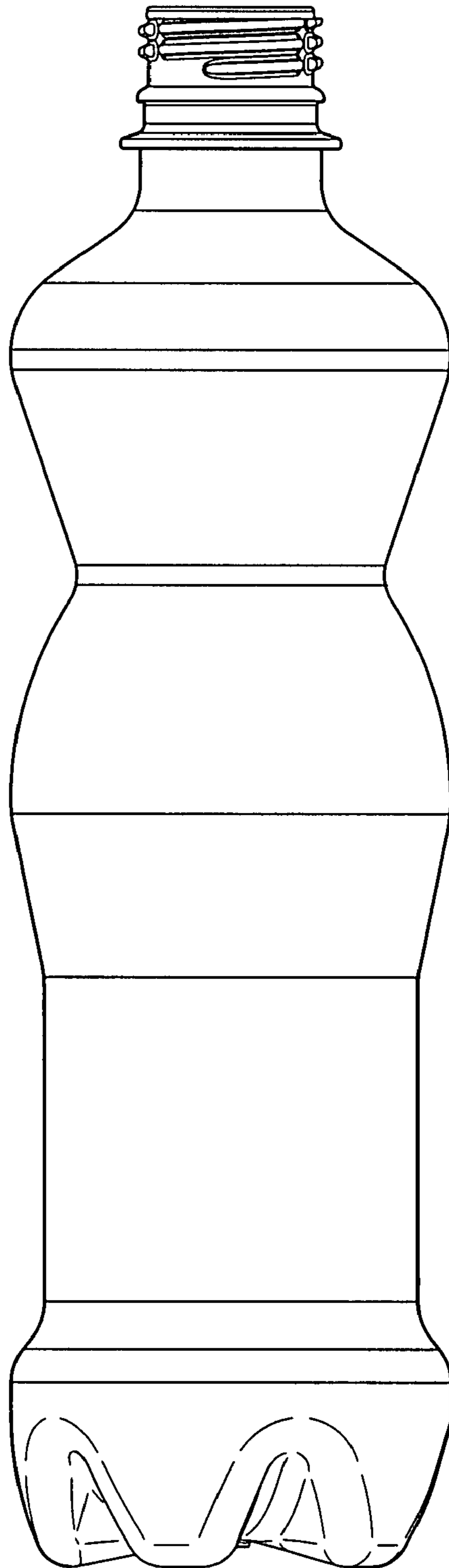


FIG. 5

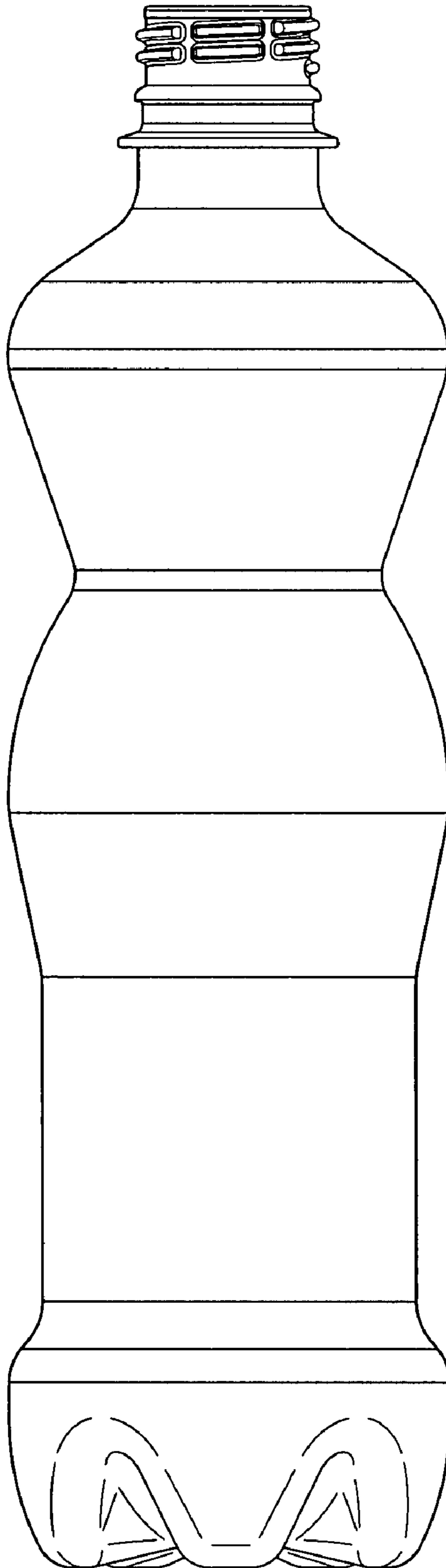


FIG. 6

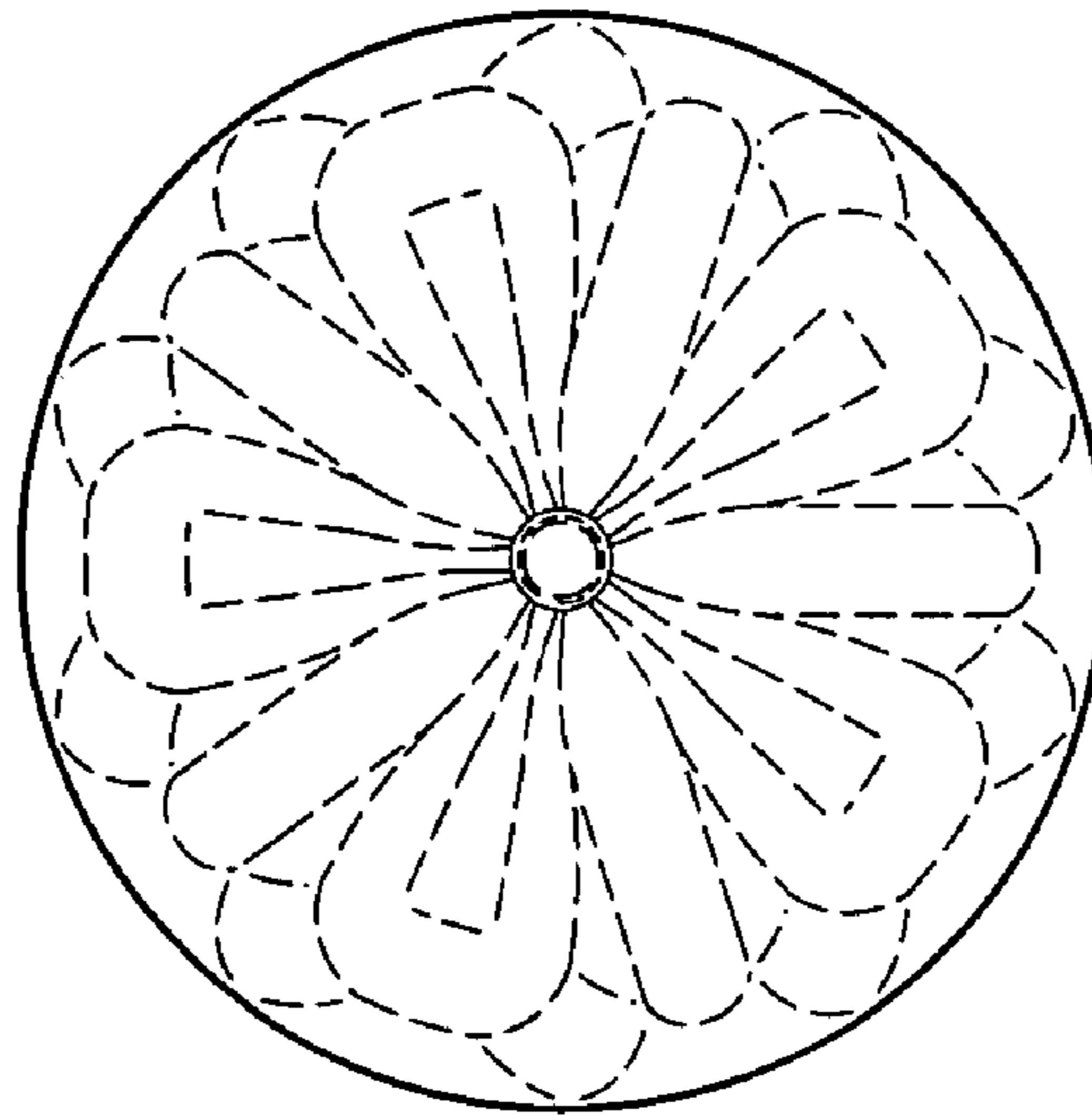


FIG. 7

