



US00D550086S

(12) **United States Design Patent**
Burks

(10) **Patent No.:** **US D550,086 S**

(45) **Date of Patent:** **** Sep. 4, 2007**

(54) **FRAGRANCE BOTTLE**

(75) Inventor: **Stephen Burks**, New York, NY (US)

(73) Assignee: **Missoni S.p.A.**, Sumirago (VA) (IT)

(**) Term: **14 Years**

(21) Appl. No.: **29/277,946**

(22) Filed: **Mar. 14, 2007**

(51) **LOC (8) Cl.** **09-01**

(52) **U.S. Cl.** **D9/519**; D9/516; D9/526;
D9/552; D9/554; D5/56

(58) **Field of Classification Search** D9/500,
D9/503-505, 516, 519, 523, 526, 529, 544-546,
D9/549, 558, 574-575, 520; D30/124; D29/91.1;
215/382-384, 396, 398; D7/354, 359, 402,
D7/554.2; D5/56

See application file for complete search history.

(56) **References Cited**

U.S. PATENT DOCUMENTS

D101,149 S *	9/1936	Towne	D7/554.2
D108,904 S	3/1938	Da Costa		
D147,265 S *	8/1947	Gardiner	D5/522
2,534,407 A *	12/1950	Bramberry, Jr.	D7/359 X
D191,072 S	8/1961	Eicholtz		
D220,748 S *	5/1971	Gould	D9/526

(Continued)

FOREIGN PATENT DOCUMENTS

ES	I0141329	10/1997
ES	I0142914	6/1998
ES	I0151297	5/2001
ES	I0152128	8/2001

ES	I0152129	8/2001
ES	I0153186	1/2002
ES	I0153611	3/2002
ES	I0156887	5/2003
ES	I0157948	2/2004
ES	I0158331	5/2004
FR	96 1654	8/1996
IT	0000084538	7/2004

Primary Examiner—Carol Rademaker

(74) *Attorney, Agent, or Firm*—Cynthia R. Miller

(57) **CLAIM**

The ornamental design for a fragrance bottle, substantially as shown and described.

DESCRIPTION

FIG. 1 is a top, front, left side perspective view of my new design for a fragrance bottle;

FIG. 2 is a front elevation view of the fragrance bottle shown in FIG. 1;

FIG. 3 is a rear elevation view of the fragrance bottle shown in FIG. 1;

FIG. 4 is a right side elevation view of the fragrance bottle shown in FIG. 1;

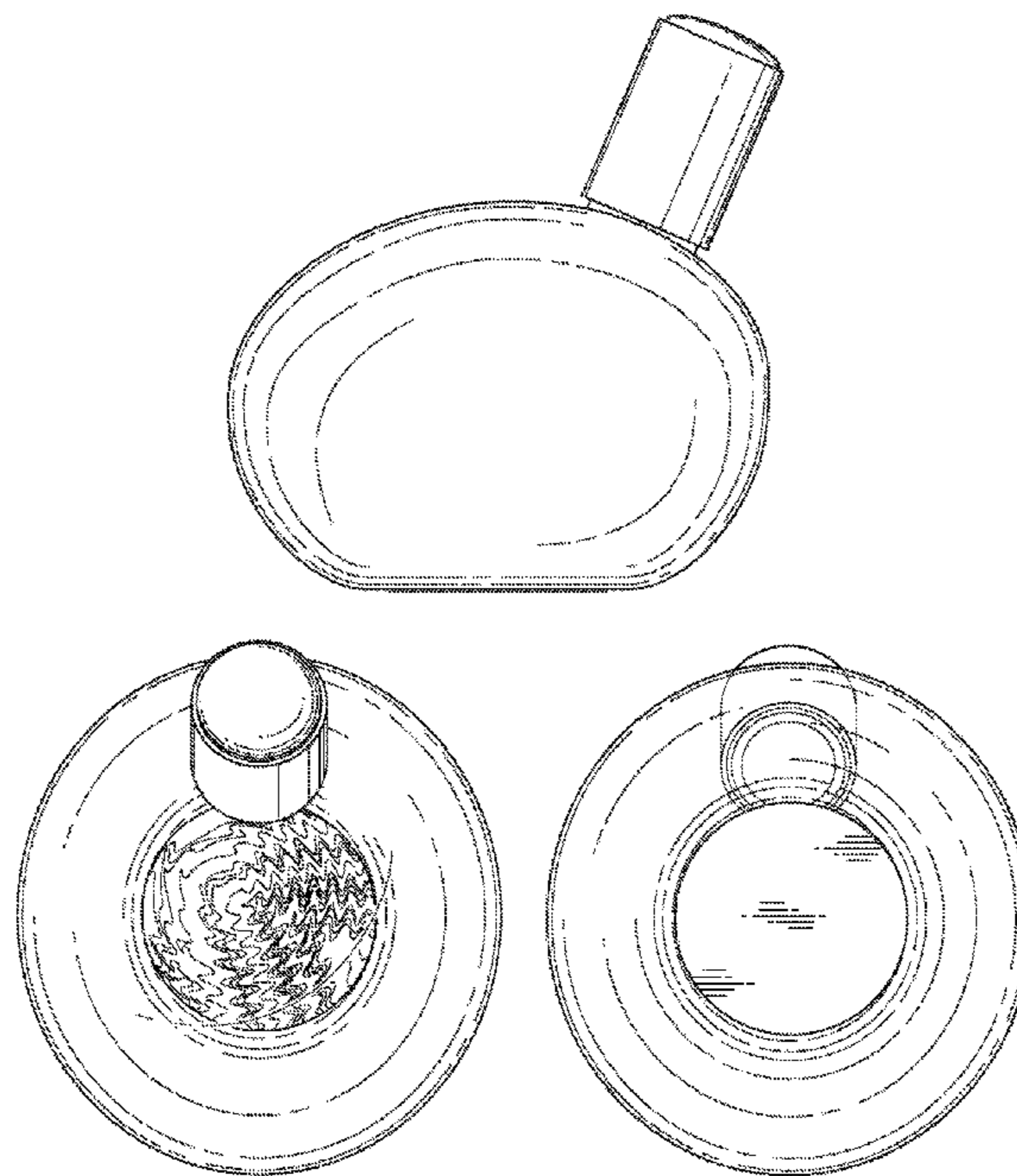
FIG. 5 is a left side elevation view of the fragrance bottle shown in FIG. 1;

FIG. 6 is a top plan view of the fragrance bottle shown in FIG. 1;

FIG. 7 is a bottom plan view of the fragrance bottle; and,

FIG. 8 is an enlarged view of the bottom detail seen in FIG. 1, from above, through the glass of FIG. 1.

1 Claim, 5 Drawing Sheets



US D550,086 S

Page 2

U.S. PATENT DOCUMENTS

D222,931 S	2/1972	Nigro		D448,300 S *	9/2001	Walters et al.	D9/520
D298,107 S	10/1988	Amic		D450,892 S *	11/2001	Garcia-Lucio et al.	D30/124
D318,417 S	7/1991	Savage et al.		D450,893 S	11/2001	Garcia-Lucio et al.	
D319,699 S *	9/1991	Dunning	D9/526 X	D454,498 S *	3/2002	Darr et al.	D9/520
D332,052 S *	12/1992	Sabbia	D9/523	D459,545 S *	6/2002	Choe et al.	D9/519 X
D339,292 S	9/1993	Fareri et al.		D459,658 S *	7/2002	Darr et al.	D9/520
D339,986 S *	10/1993	Garouste et al.	D9/529	D460,918 S *	7/2002	Mansau	D9/551
D345,914 S	4/1994	Fareri et al.		6,499,430 B2 *	12/2002	Garcia-Lucio et al.	119/72
D345,915 S	4/1994	Fareri et al.		D468,626 S	1/2003	Jodal et al.	
D361,268 S *	8/1995	Kingsbury	D9/523	D471,087 S	3/2003	McCoy et al.	
D370,416 S	6/1996	Hirato		D475,571 S *	6/2003	Hopkins	D7/359
D373,284 S *	9/1996	Hirst	D7/354	6,672,249 B2 *	1/2004	Garcia-Lucio et al.	119/72
D395,240 S *	6/1998	Dinand	D9/526	D487,697 S *	3/2004	Rosen	D9/519 X
D399,749 S	10/1998	Dinand		D489,003 S	4/2004	Loth et al.	
D406,241 S	3/1999	Dinand		D504,615 S *	5/2005	Papiernik	D9/519
D423,937 S	5/2000	Dinand		D514,939 S *	2/2006	Miozzo et al.	D9/526
D430,358 S	8/2000	Papiernik		D537,347 S *	2/2007	Burks	D9/519

* cited by examiner

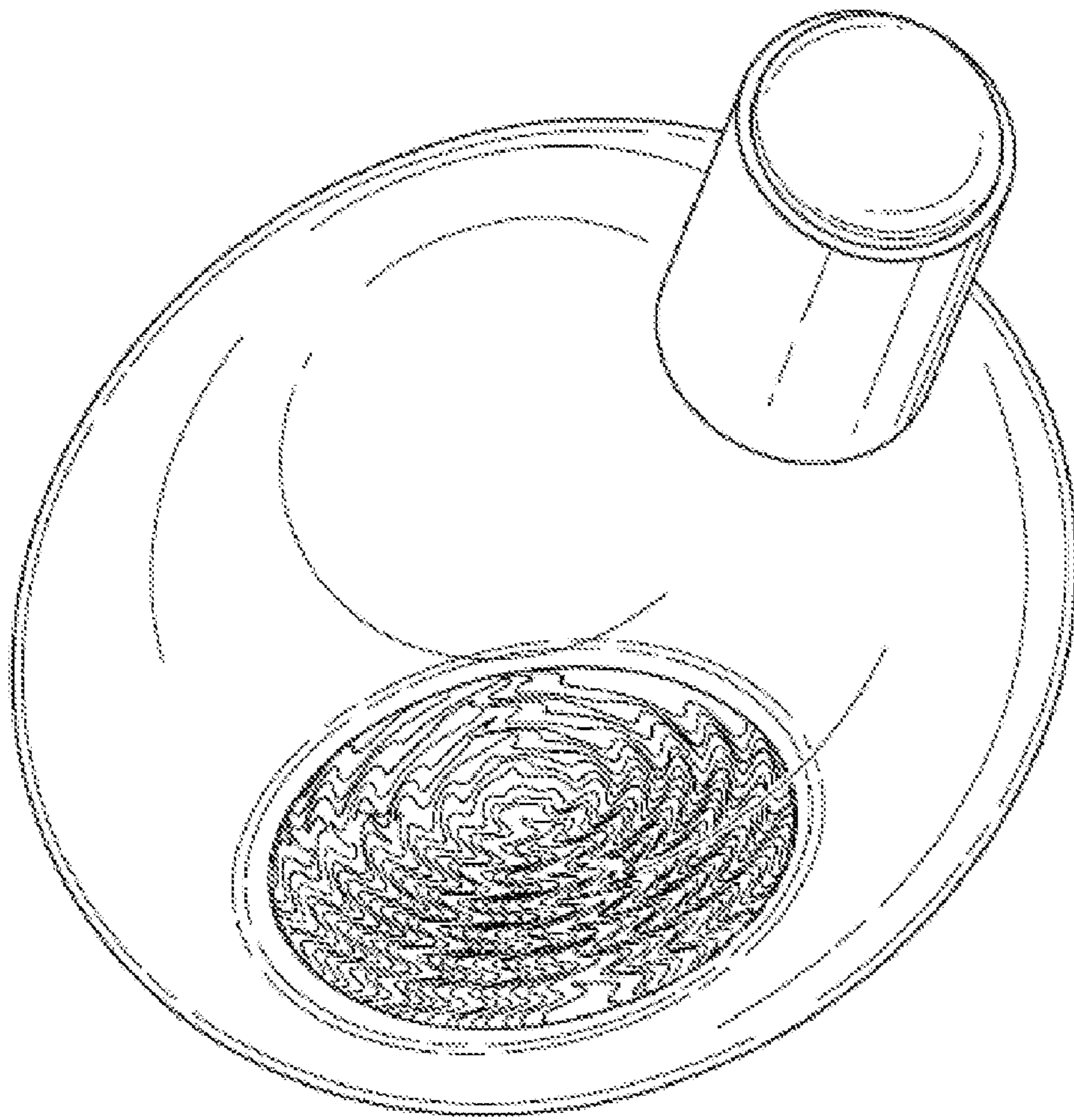


FIG. 1

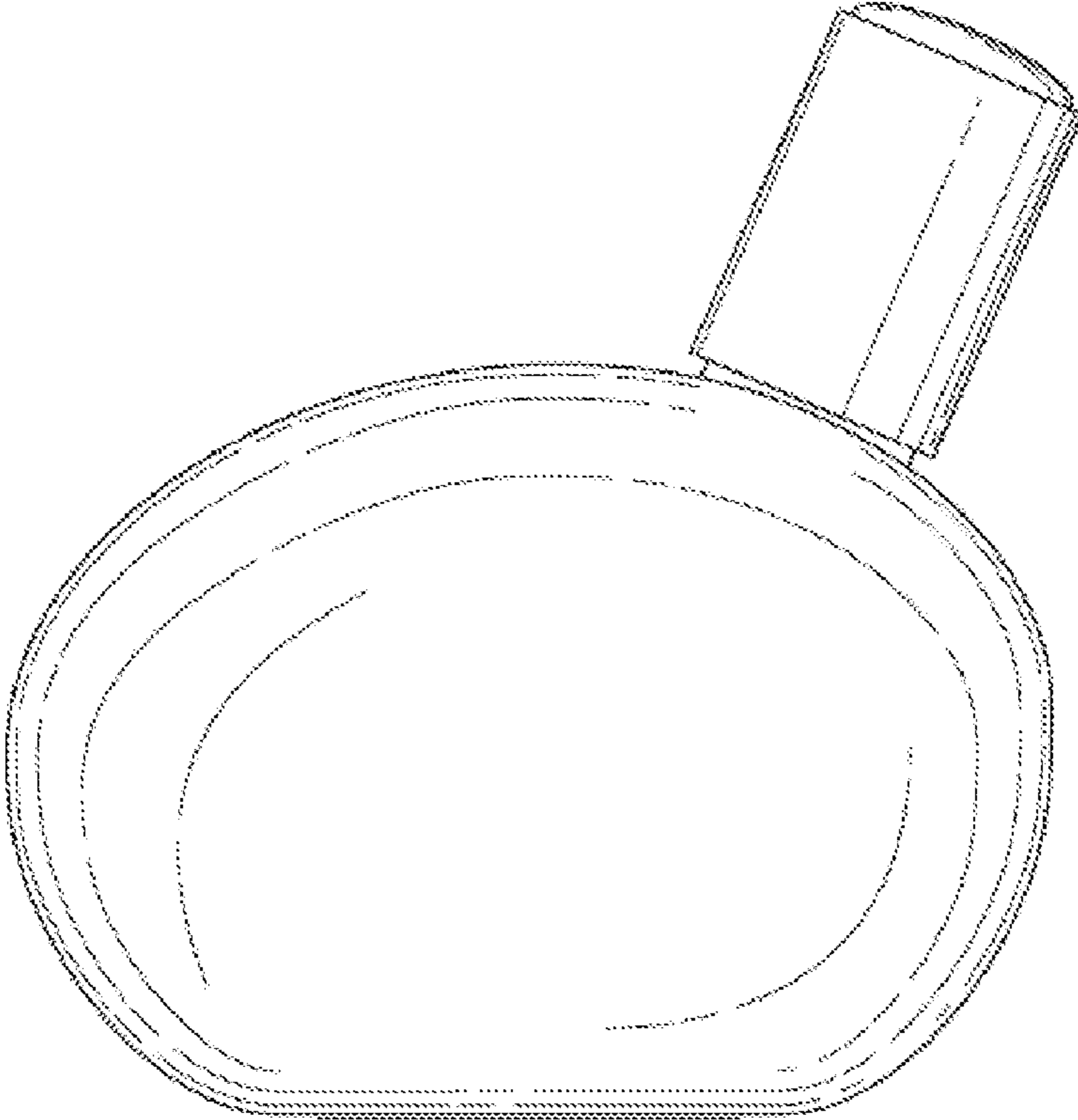


FIG. 2

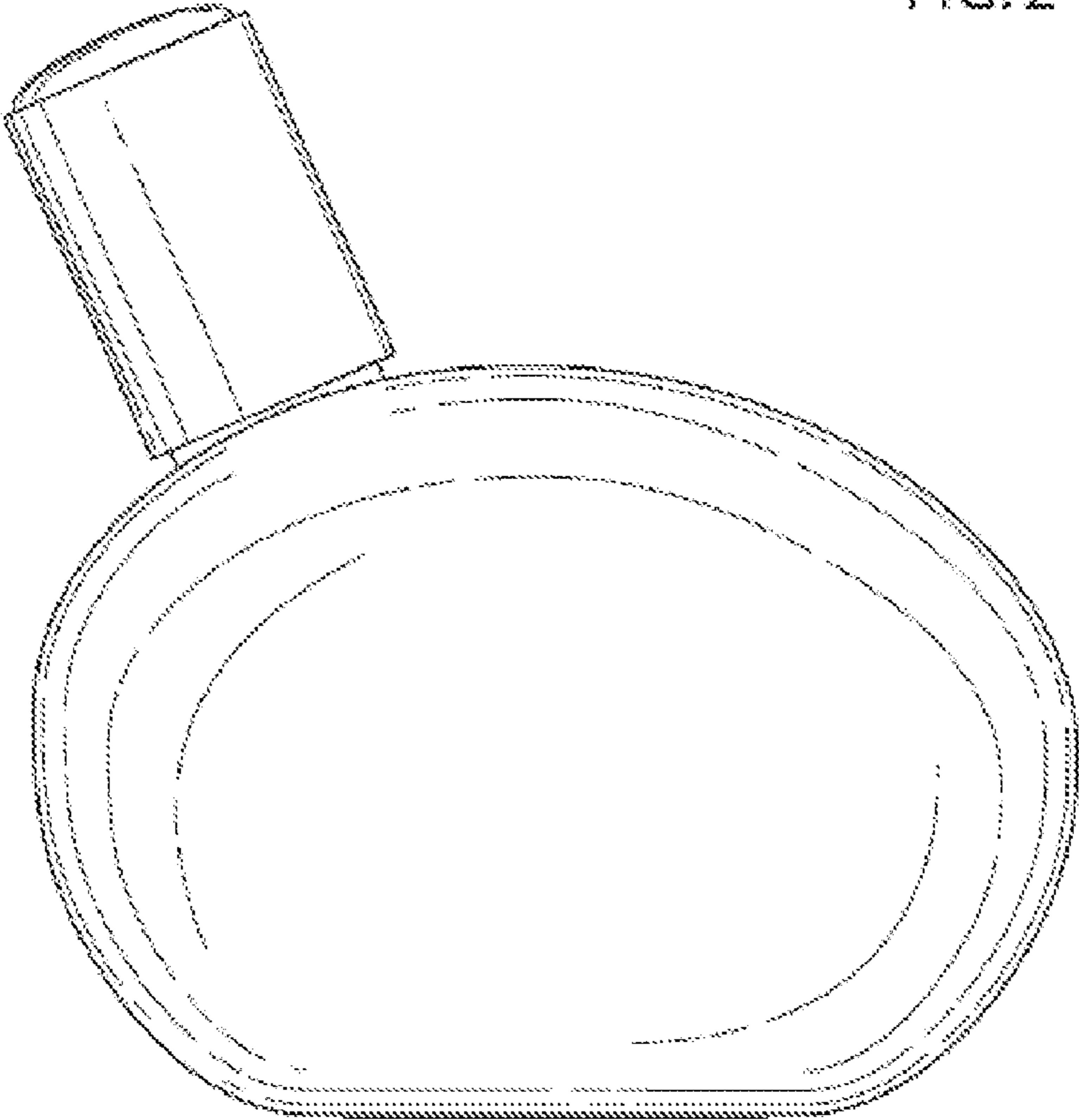


FIG. 3

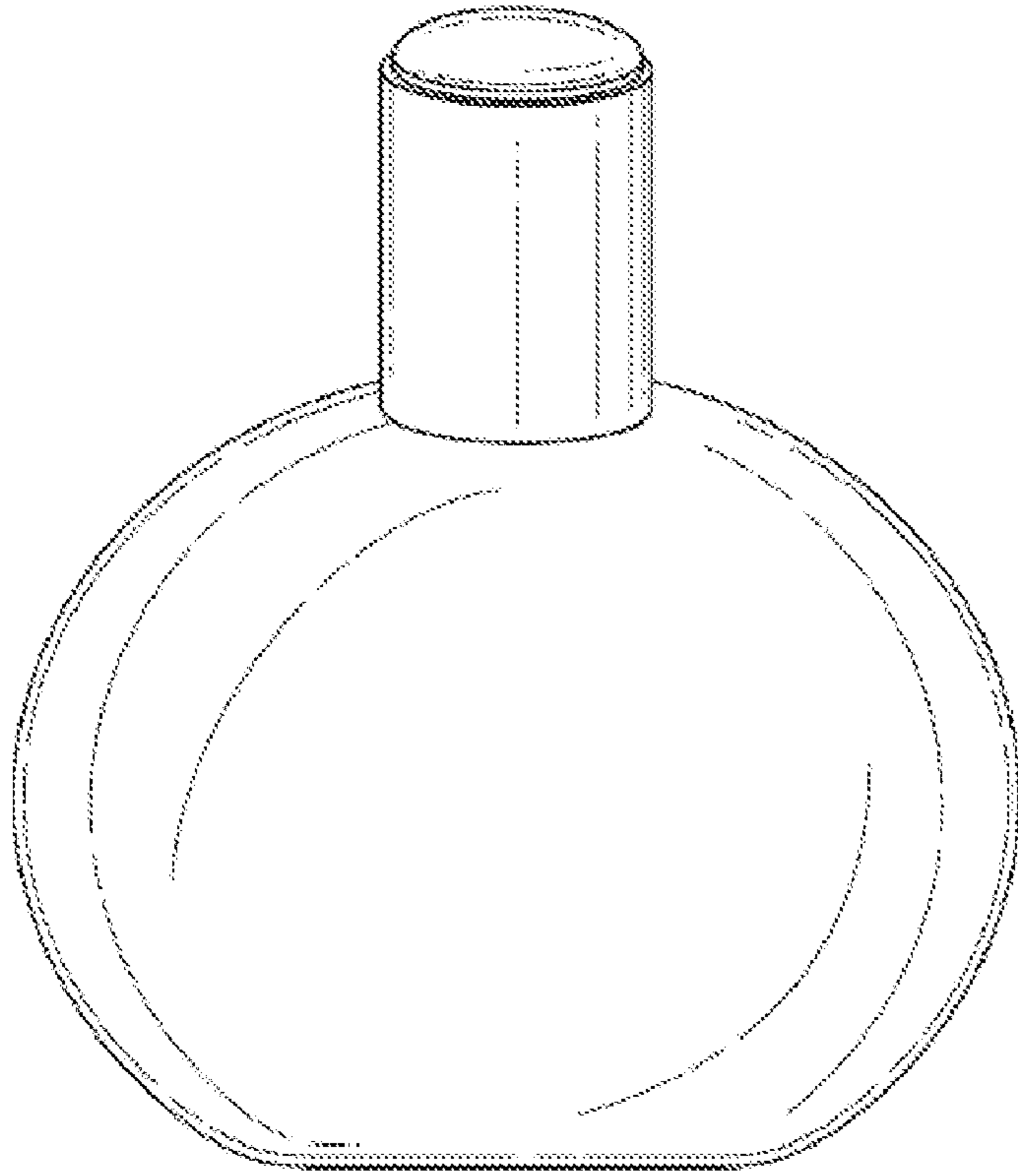


FIG. 4

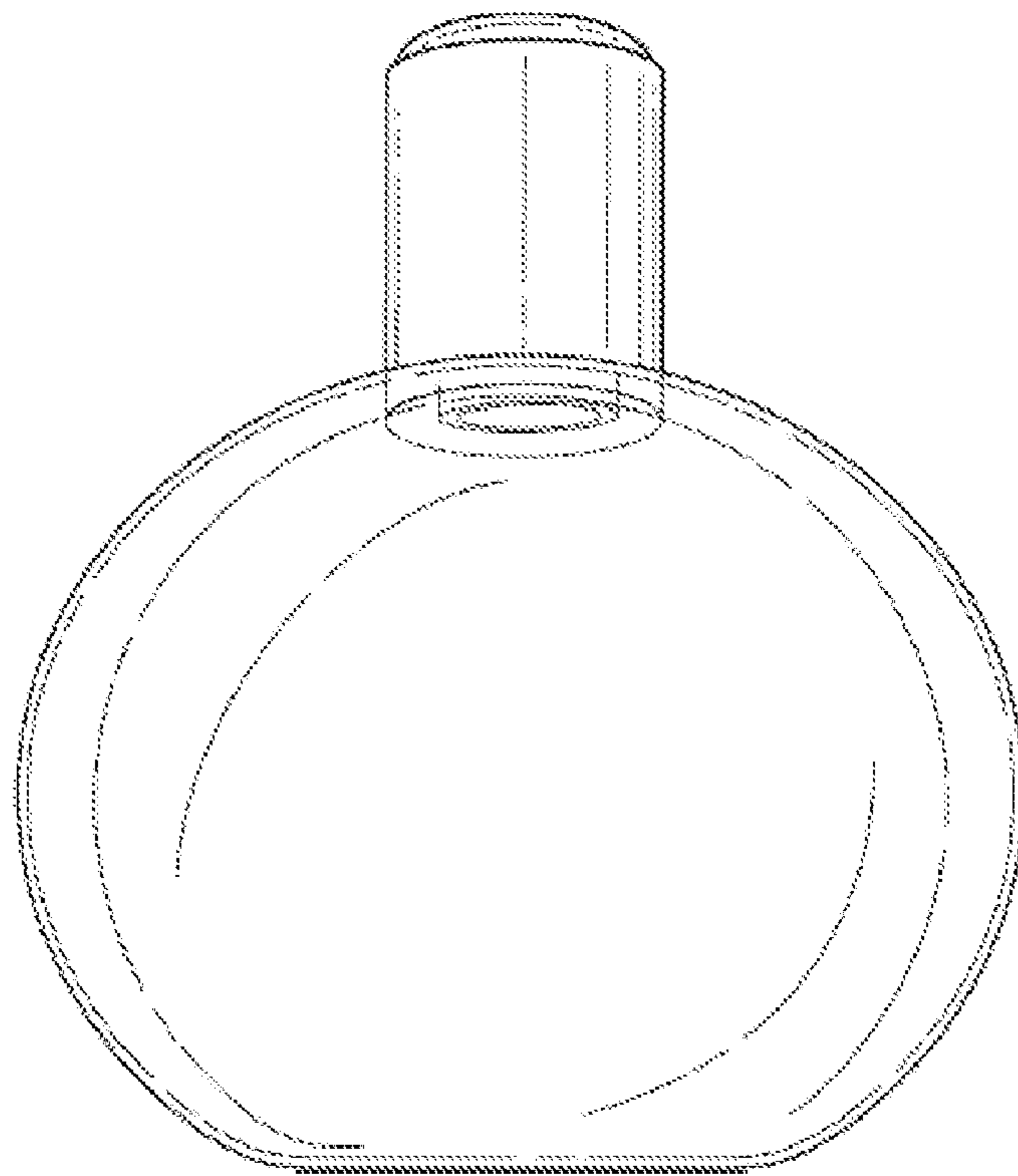


FIG. 5

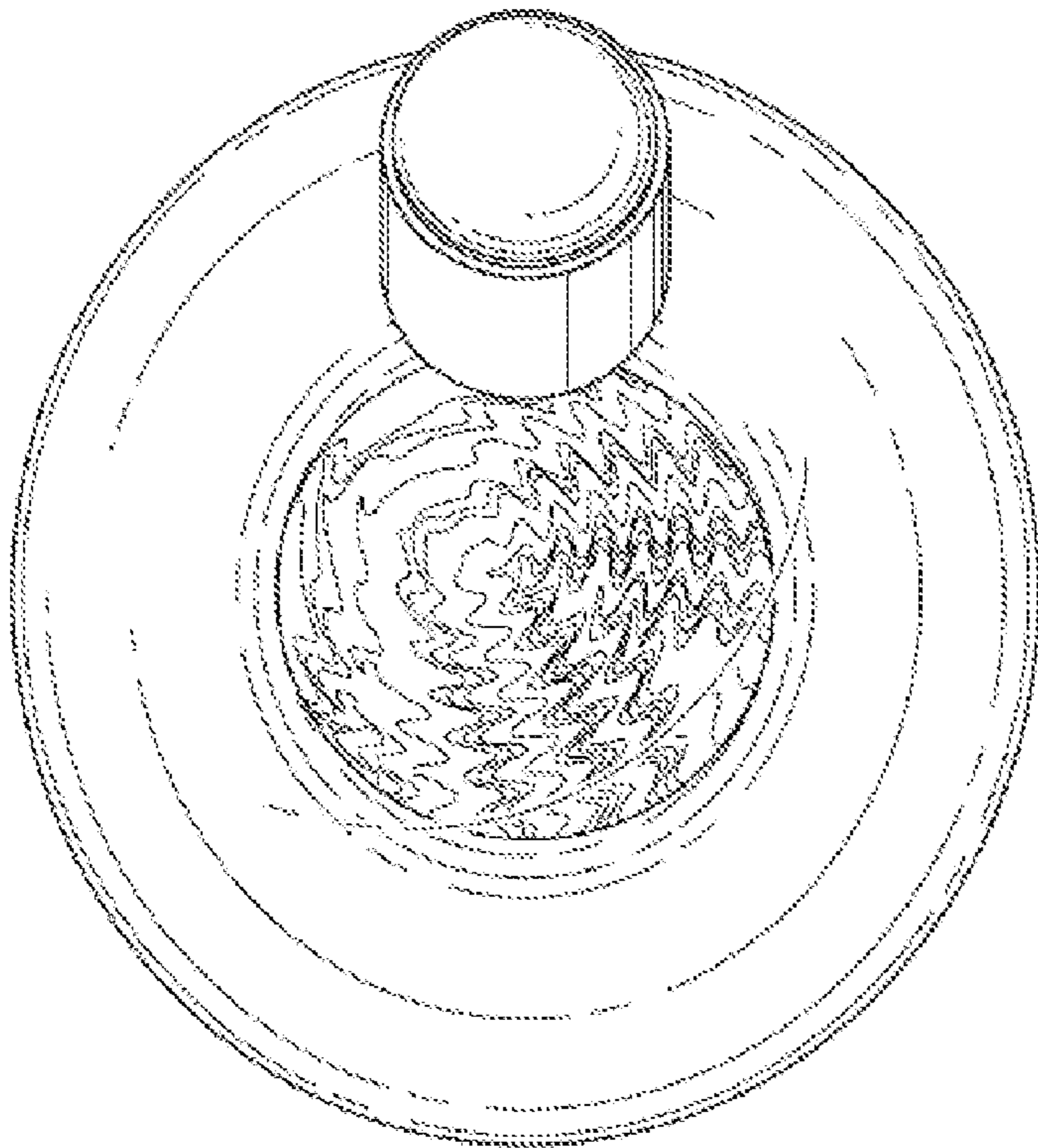


FIG. 6

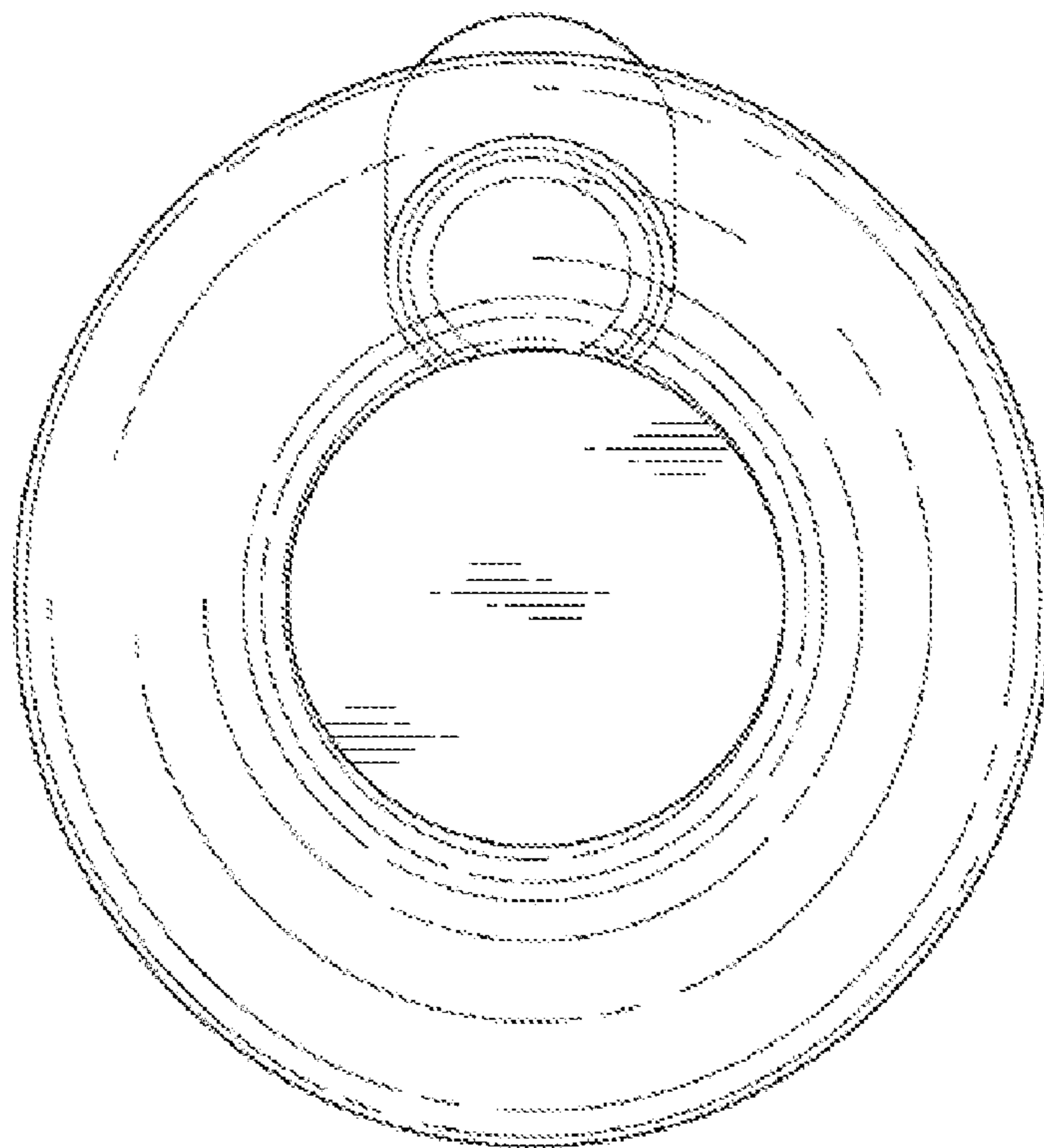


FIG. 7

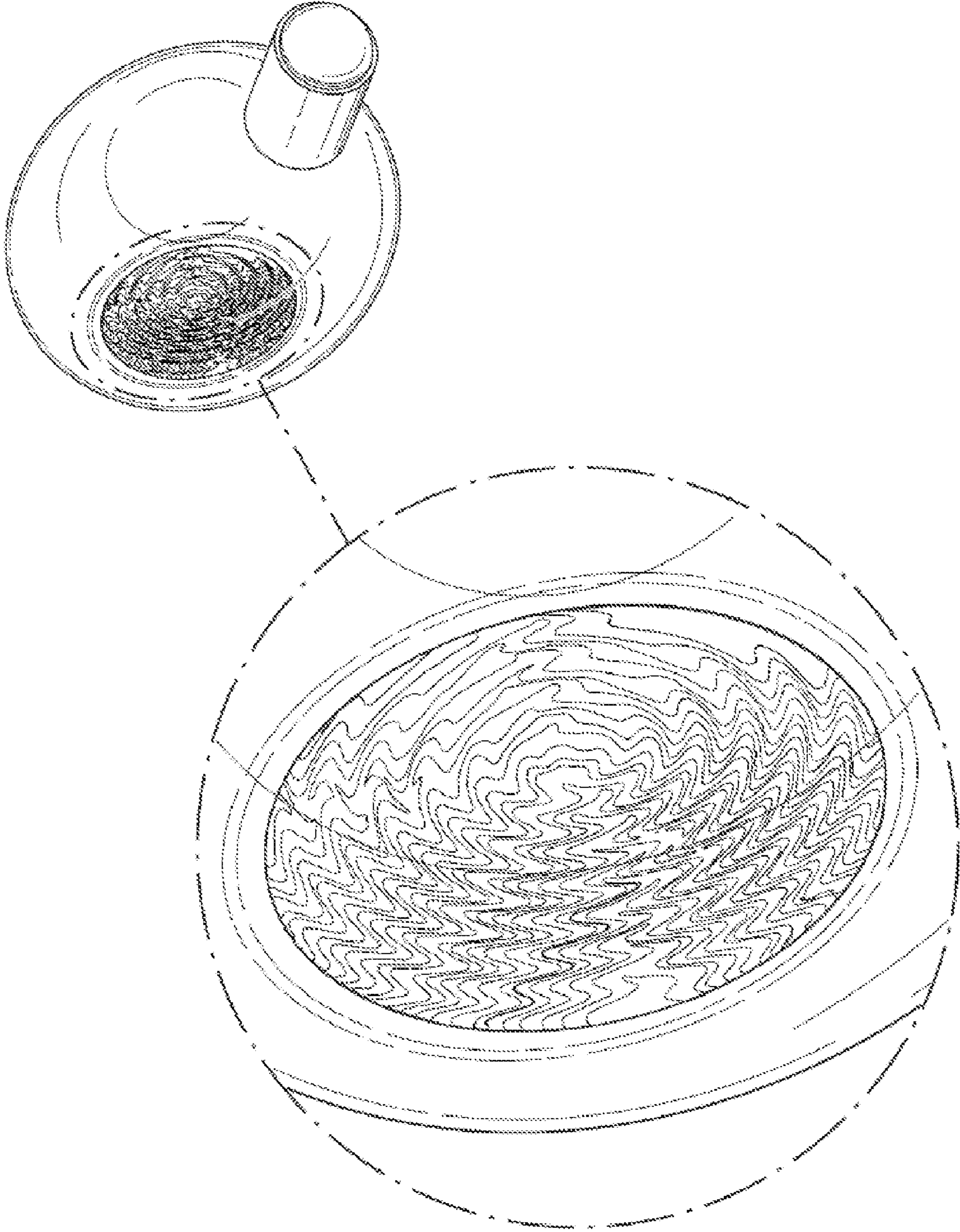


FIG. 8