



US00D550065S

(12) **United States Design Patent**
Kelleghan

(10) **Patent No.:** **US D550,065 S**
(45) **Date of Patent:** **** Sep. 4, 2007**

(54) **MOOSE HEAD SHAPED CARABINER**

D452,204 S 12/2001 Wrob
D496,252 S 9/2004 Oas
D516,886 S 3/2006 Kelleghan
D518,360 S 4/2006 Kelleghan

(75) Inventor: **Brian James Kelleghan**, Longmont,
CO (US)

(73) Assignee: **Bison Design, LLC**, Longmont, CO
(US)

(**) Term: **14 Years**

(21) Appl. No.: **29/247,016**

(22) Filed: **May 24, 2006**

(51) **LOC (8) Cl.** **08-05**

(52) **U.S. Cl.** **D8/356**

(58) **Field of Classification Search** D8/356;
D20/24, 11, 10; D12/175; D11/99, 82, 81,
D11/26, 2, 141, 112, 100; D10/31, 3, 2;
D1/127, 126, 111, 107, 106; 24/599.1, 592.1,
24/573.11; D22/126; D7/676, 675; D23/261;
D26/38; D3/207

See application file for complete search history.

(56) **References Cited**

U.S. PATENT DOCUMENTS

D34,124 S *	2/1901	Matsumoto	D11/100
D36,409 S *	7/1903	Promnitz	D11/100
D84,972 S *	9/1931	Bloom	D11/100
D101,383 S	6/1936	Menger		
D279,967 S	8/1985	Carbajales Santa-Eulalia et al.		
D298,563 S	11/1988	Kitamura		
D411,786 S	7/1999	Cianci		

OTHER PUBLICATIONS

http://bisondesigns.com/catalog/_moose.htm Aug. 22, 2006, Bison Designs Moose Opener, p. 1 of 1. Moose opener designed and offered for sale more than one year before filing of present application.

* cited by examiner

Primary Examiner—Robert M. Spear
Assistant Examiner—Susan Bennett Hattan

(74) *Attorney, Agent, or Firm*—Margaret Polson; Patent Law Office of Rick Martin, PC

(57) **CLAIM**

The ornamental design for a moose head shaped carabiner, as shown and described.

DESCRIPTION

FIG. 1 is a top or bottom plan view, which are mirror images, of my new design for an moose head shaped carabiner.

FIG. 2 is a right side elevation view of FIG. 1.

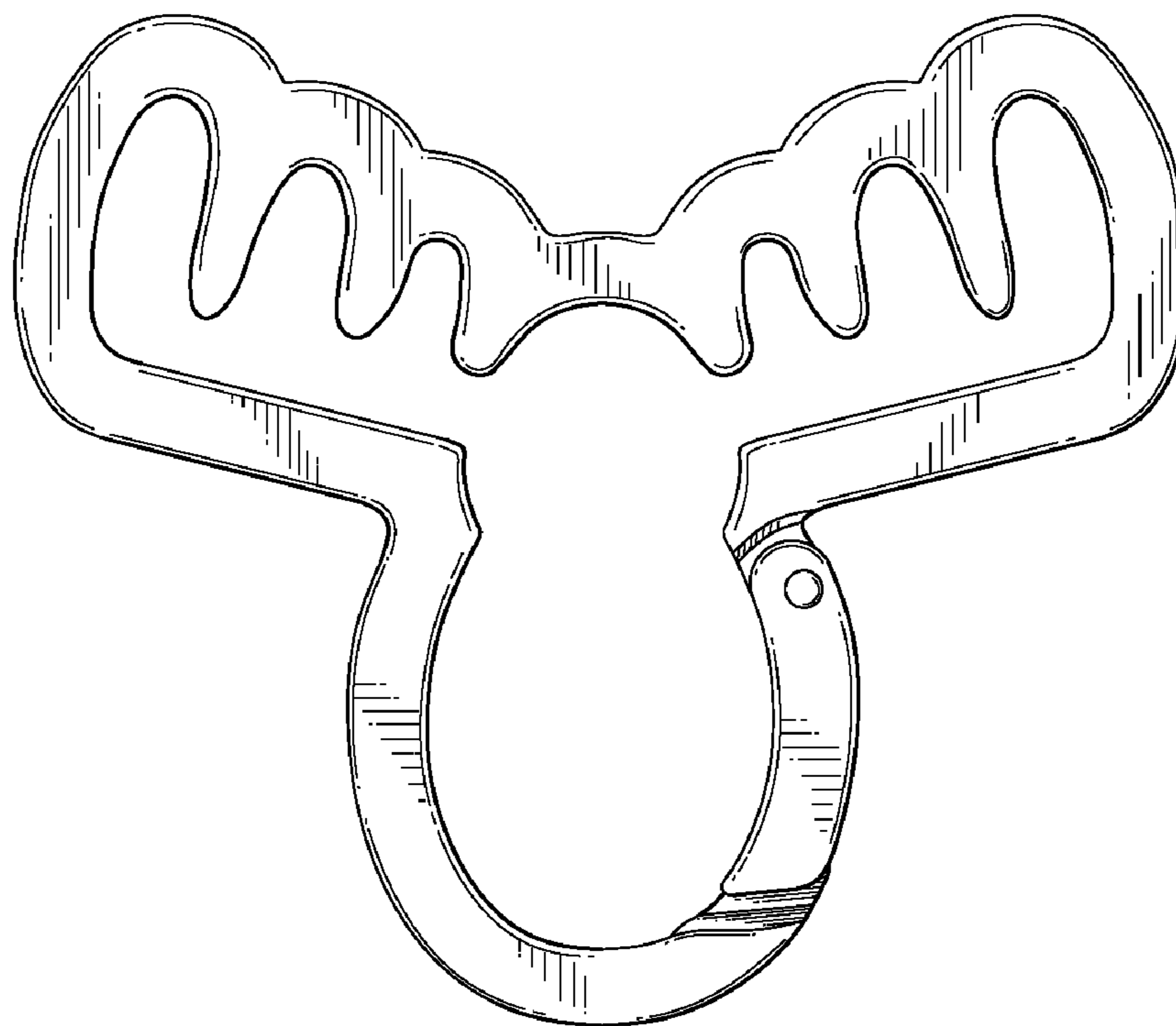
FIG. 3 is a left side elevation view of FIG. 1.

FIG. 4 is a front side elevation view of FIG. 1.

FIG. 5 is a rear side elevation view of FIG. 1; and,

FIG. 6 is a top perspective view of FIG. 1.

1 Claim, 1 Drawing Sheet



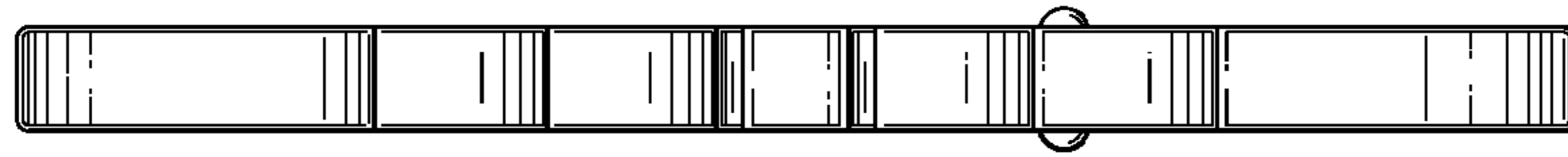


FIG. 4




FIG. 2

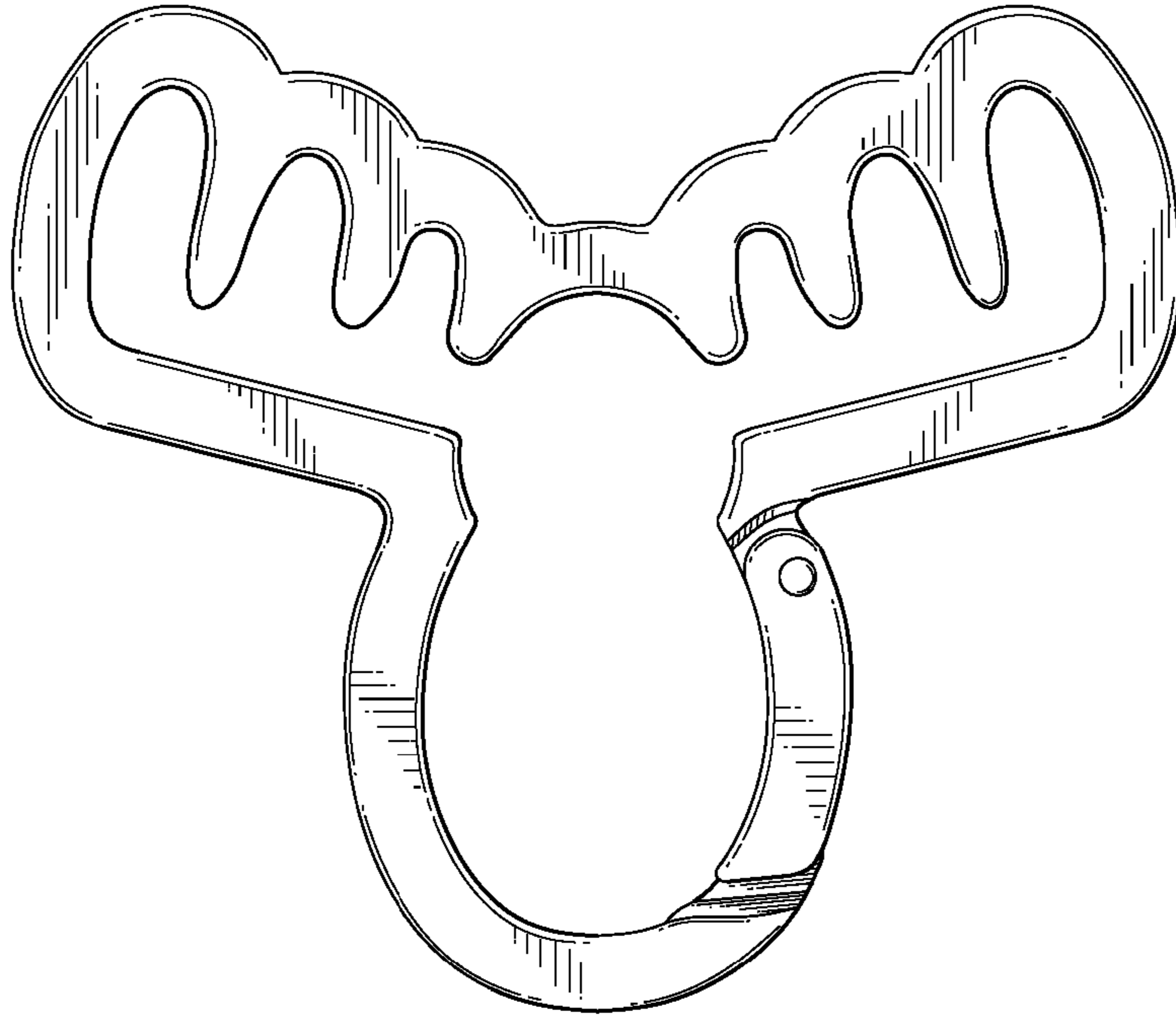


FIG. 1

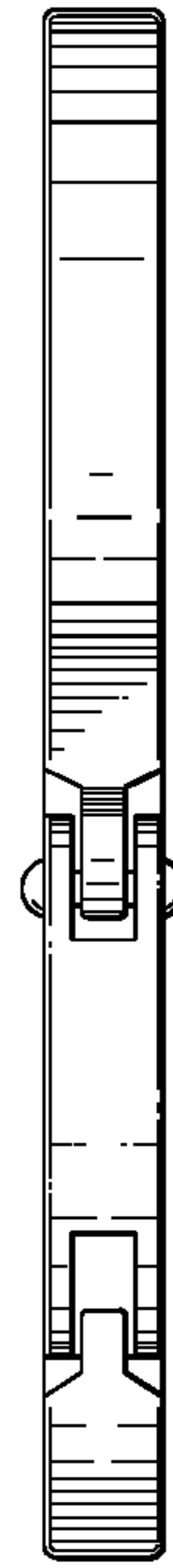


FIG. 3




FIG. 5

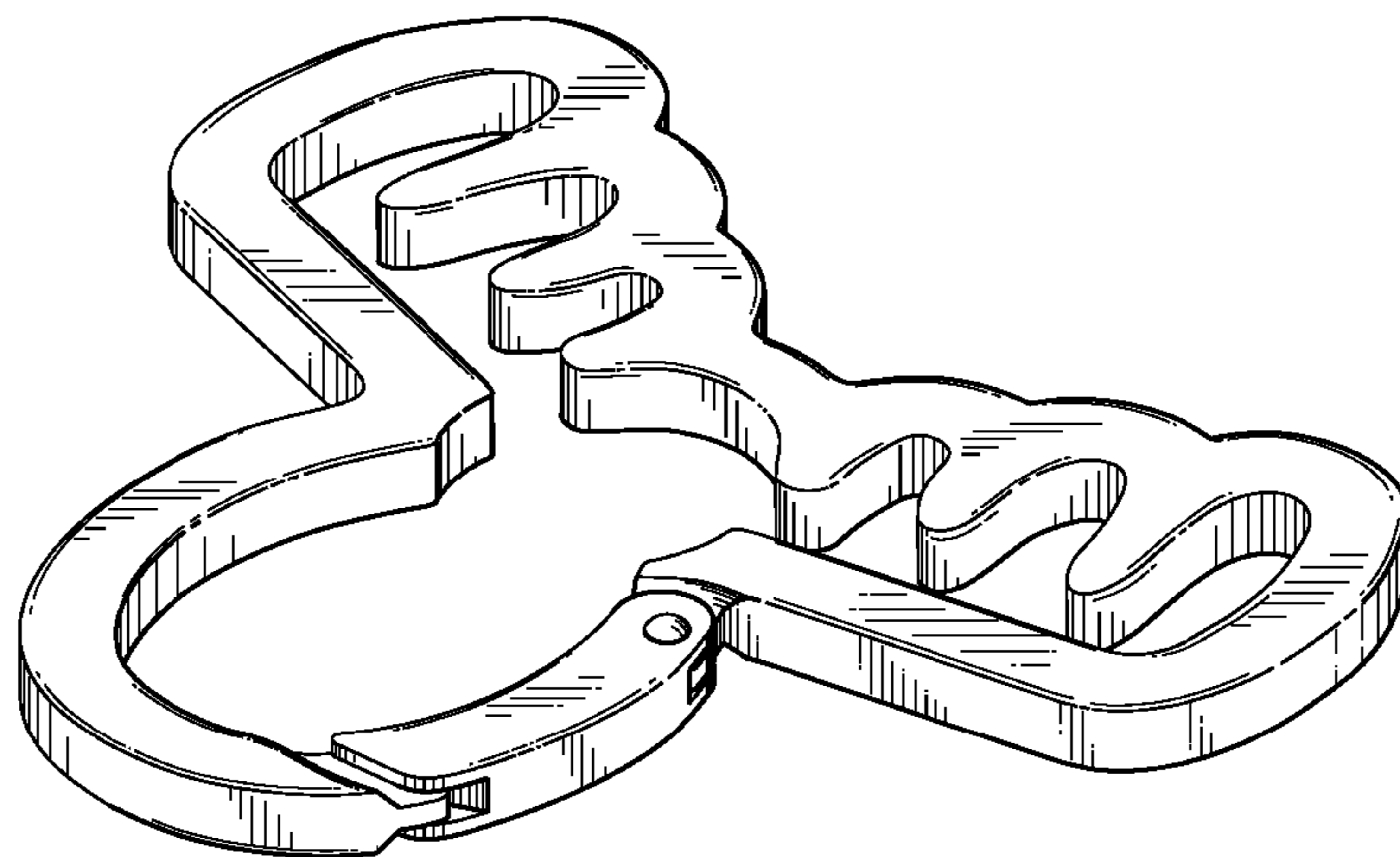


FIG. 6