



US00D550046S

(12) **United States Design Patent** (10) **Patent No.:** **US D550,046 S**  
**Risch et al.** (45) **Date of Patent:** **\*\* Sep. 4, 2007**

(54) **FOOD SERVING UTENSIL**

(75) Inventors: **Thomas M. Risch**, Weston, CT (US);  
**Bryan Bourgeois**, Underhill, VT (US)

(73) Assignee: **Liquid Motion, Inc.**

(\*\*) Term: **14 Years**

(21) Appl. No.: **29/276,383**

(22) Filed: **Jan. 24, 2007**

**Related U.S. Application Data**

(63) Continuation of application No. 29/275,172, filed on Dec. 15, 2006.

(51) **LOC (8) Cl.** ..... **07-06**

(52) **U.S. Cl.** ..... **D7/685; D1/104**

(58) **Field of Classification Search** ..... D7/683-686,  
D7/689, 625, 566, 567, 571, 573, 578; D1/104,  
D1/111; 294/1.1, 1.3, 16, 25, 99.1, 99.2,  
294/118, 119; 452/103, 185, 196

See application file for complete search history.

(56) **References Cited**

**U.S. PATENT DOCUMENTS**

- 567,087 A 9/1896 Fitzgerald et al.
- 941,798 A 11/1909 Moore
- 1,333,941 A 3/1920 Silver
- D85,796 S 12/1931 Wells
- D117,712 S \* 11/1939 Guild ..... D7/567
- D119,040 S \* 2/1940 Hoffman ..... D1/111
- 2,244,072 A 6/1941 Ledbetter
- D141,461 S 6/1945 Wyszynski
- 2,444,116 A 6/1948 Rossi
- 2,518,873 A \* 8/1950 Eisenberg et al. .... 15/143.1
- 2,881,022 A 4/1959 Brust
- 3,181,198 A 5/1965 Stelzen
- 3,975,043 A 8/1976 Miles
- 4,148,510 A 4/1979 Brack et al.
- 4,183,439 A 1/1980 Bell
- 4,586,616 A 5/1986 Cooper et al.
- 4,682,803 A 7/1987 Andrews

- 5,105,963 A 4/1992 Scott
- D368,630 S \* 4/1996 Geise ..... D7/686
- D369,451 S \* 5/1996 Gornet et al. .... D1/111
- 5,895,018 A 4/1999 Rielo
- 6,726,263 B2 4/2004 Wang et al.
- 6,742,821 B2 6/2004 Kleinpell
- D509,413 S \* 9/2005 Marsden et al. .... D7/686
- 2005/0183579 A1 8/2005 Bowers
- 2005/0236853 A1 10/2005 Demetroulakos et al.

**FOREIGN PATENT DOCUMENTS**

WO WO 00/30508 6/2000

\* cited by examiner

*Primary Examiner*—Terry A. Wallace

(74) *Attorney, Agent, or Firm*—Gordon & Jacobson, PC

(57) **CLAIM**

The ornamental design for a food serving utensil, as shown and described.

**DESCRIPTION**

FIG. 1 is a top perspective view of a food serving utensil in a locked position;

FIG. 2 is a top view of a food serving utensil in a locked position;

FIG. 3 is a front view of a food serving utensil in a locked position;

FIG. 4 is a side view of a food serving utensil in a locked position;

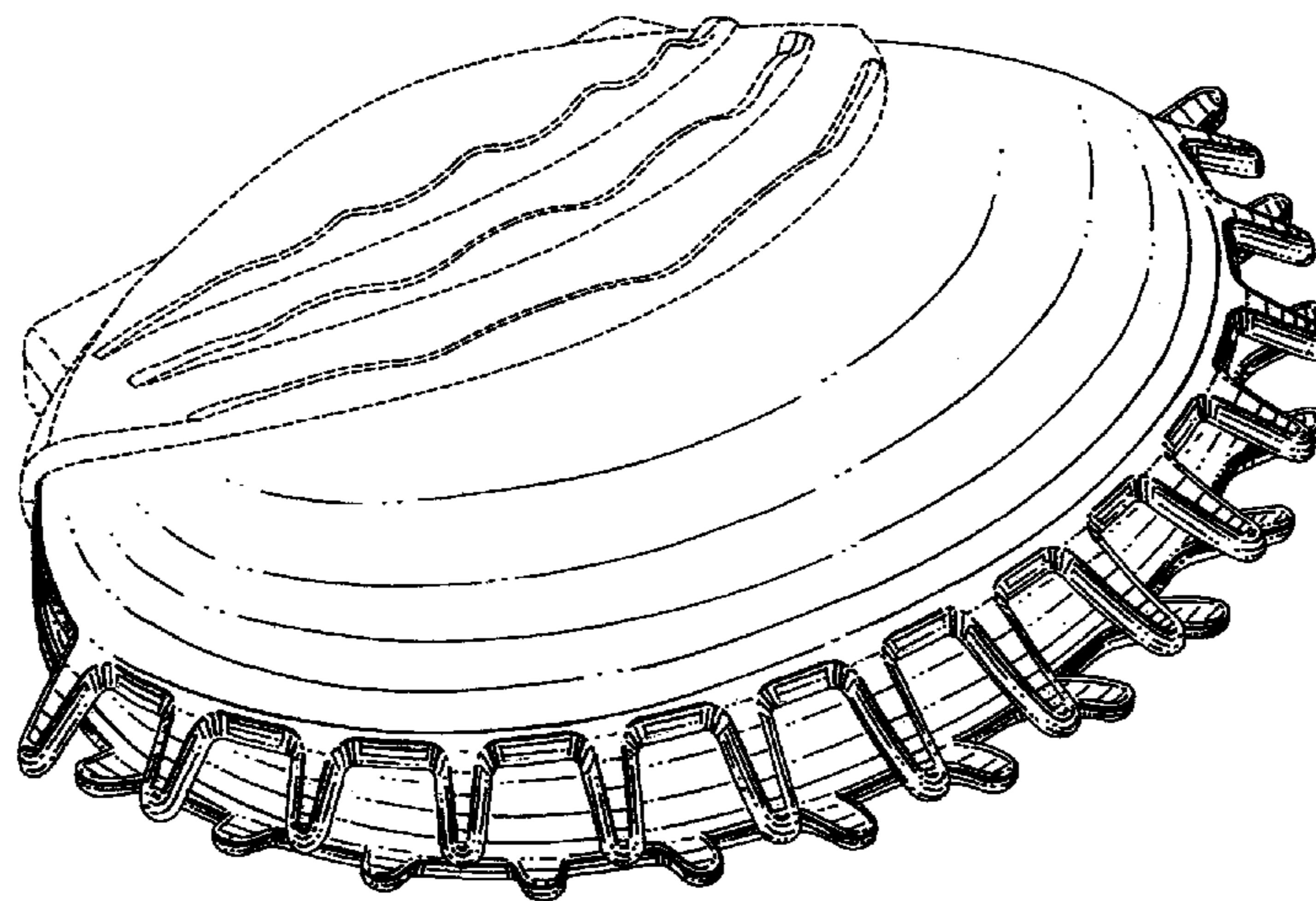
FIG. 5 is a rear view of a food serving utensil in a locked position;

FIG. 6 is a top perspective view of a food serving utensil in a closed position; and,

FIG. 7 is perspective view of a food serving utensil in an open position.

The broken lines which define the bounds of the claimed design form no part thereof.

**1 Claim, 5 Drawing Sheets**



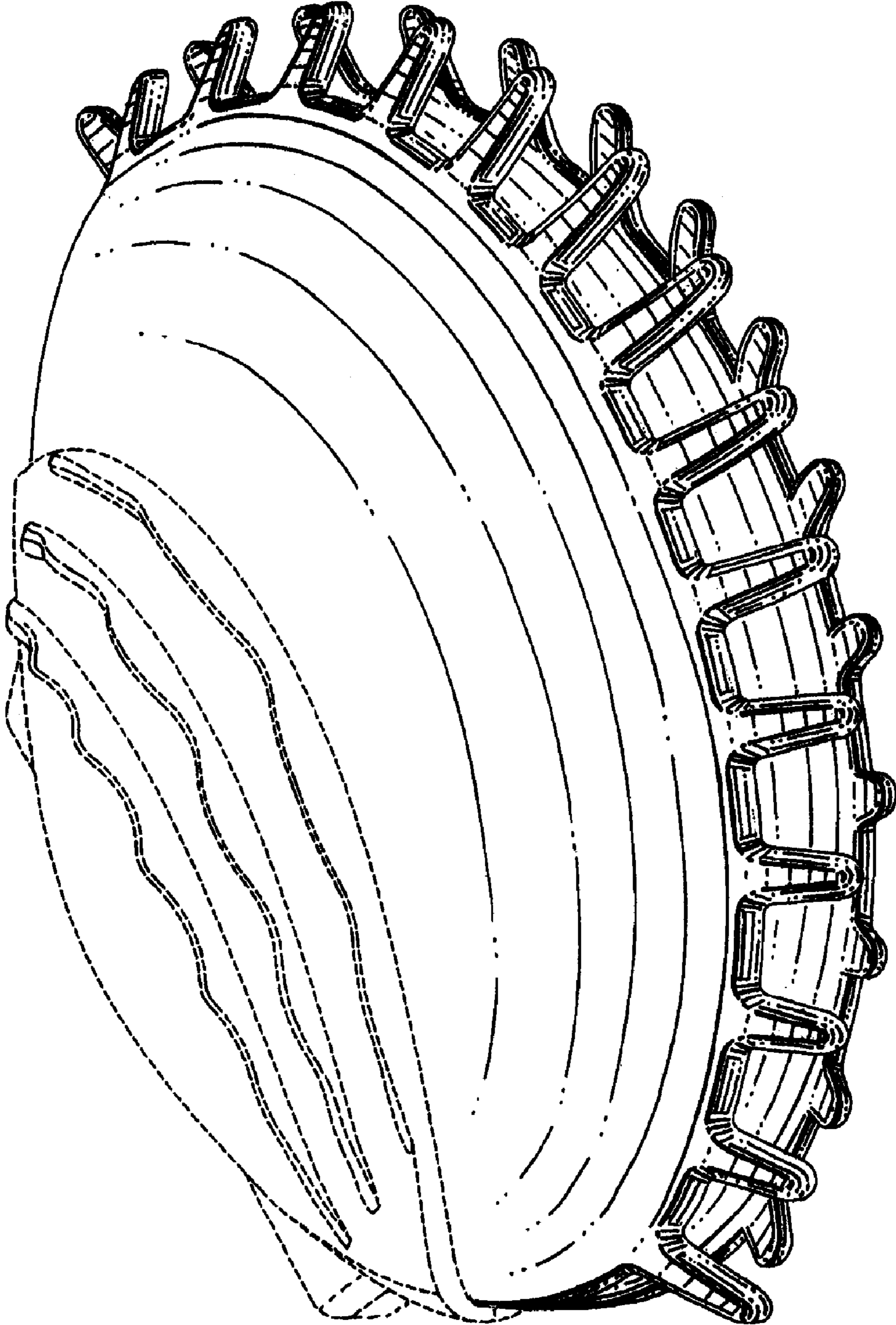


FIG. 1



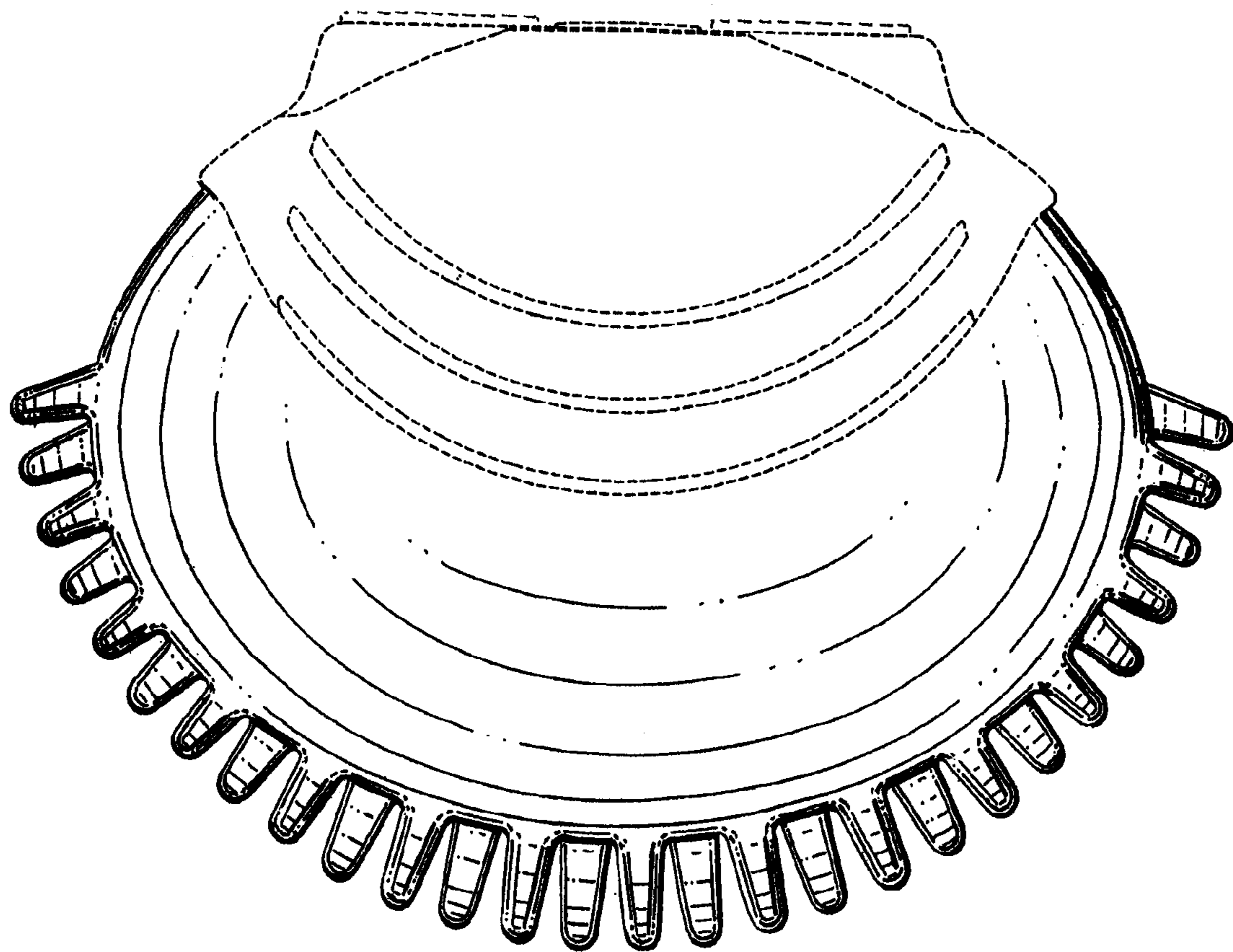


FIG. 2




FIG. 3

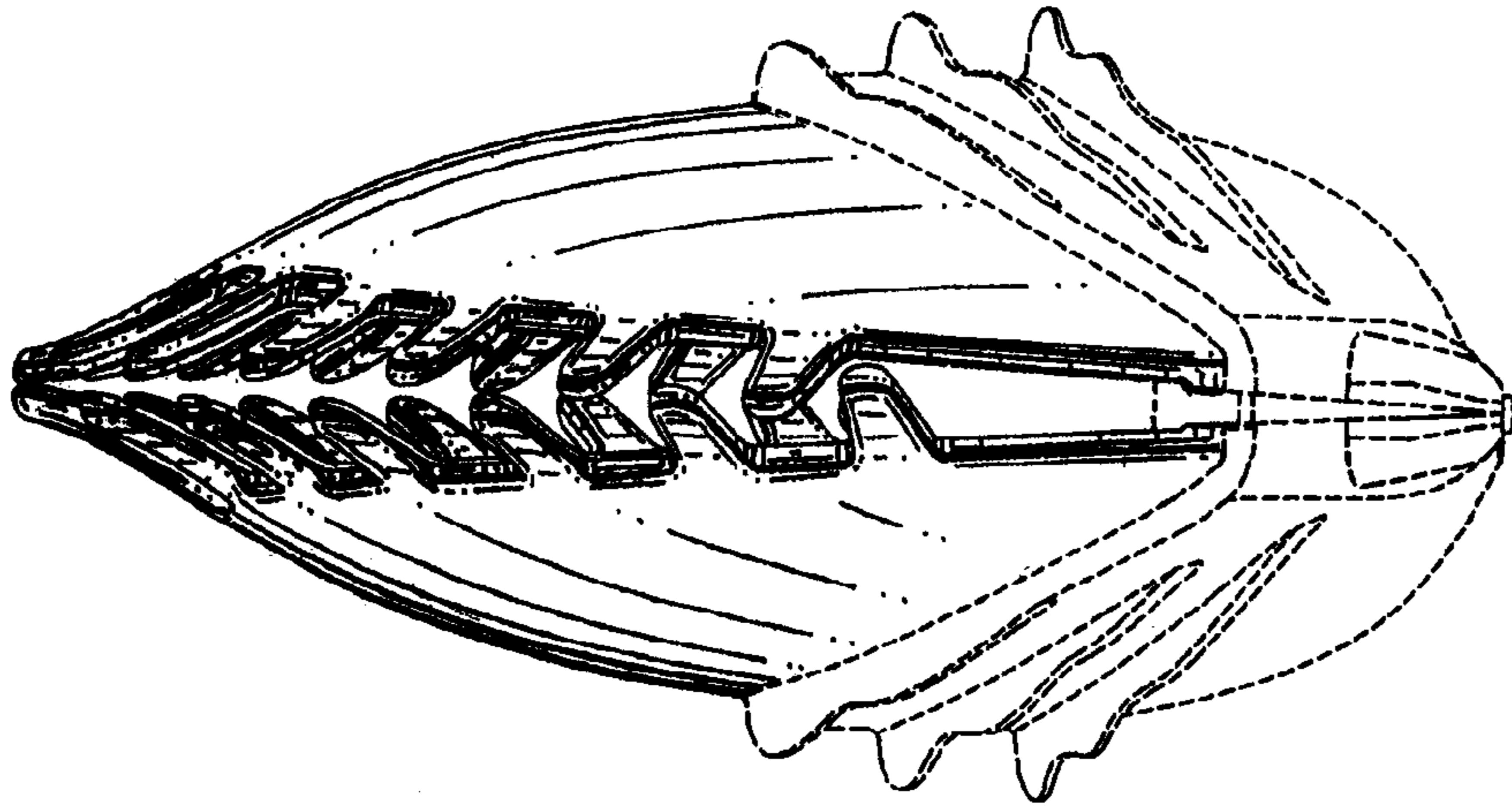


FIG. 4

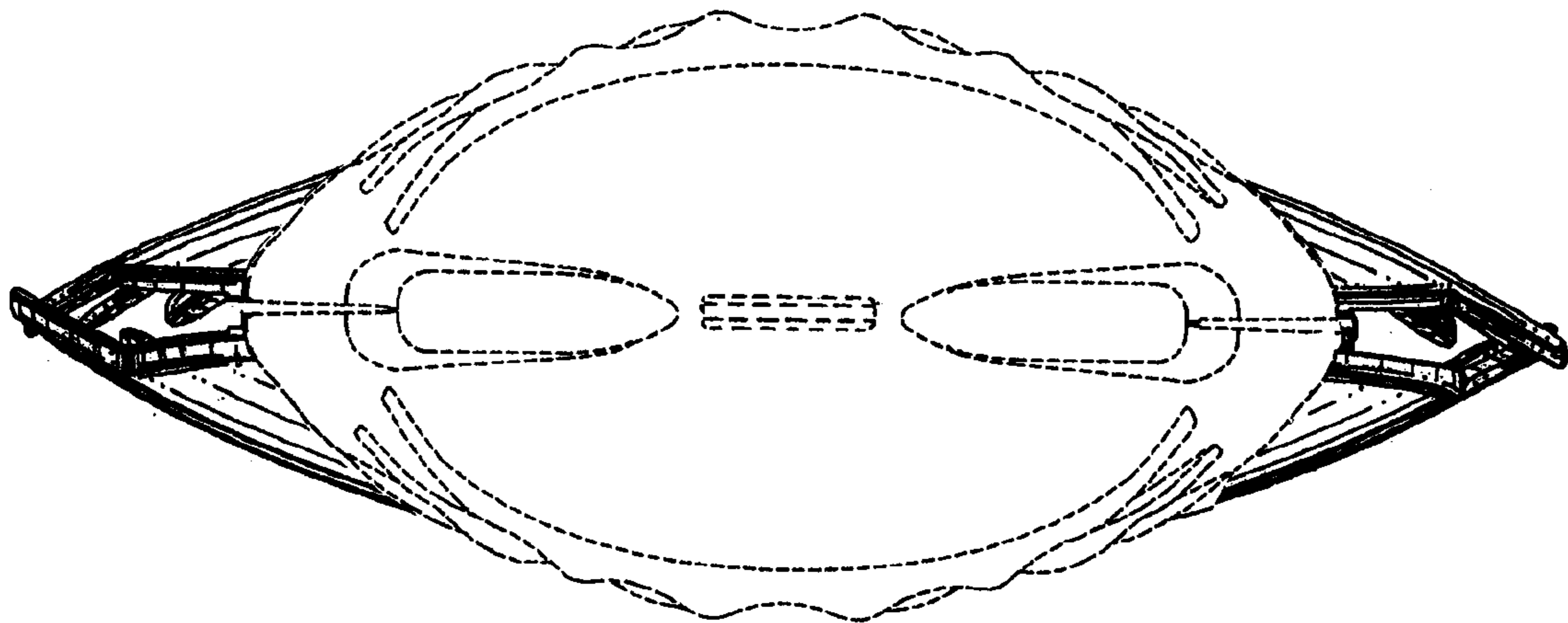


FIG. 5

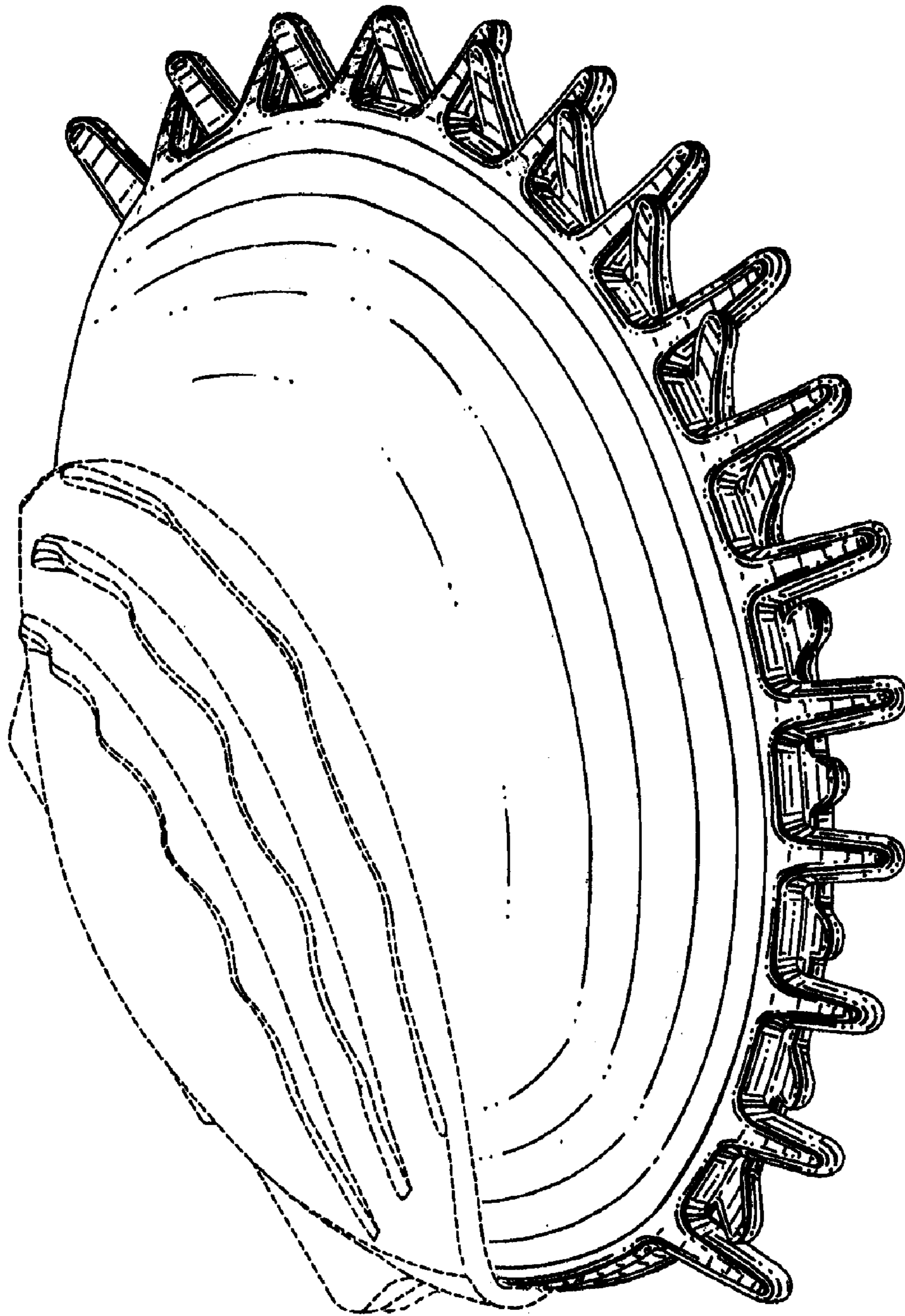


FIG. 6



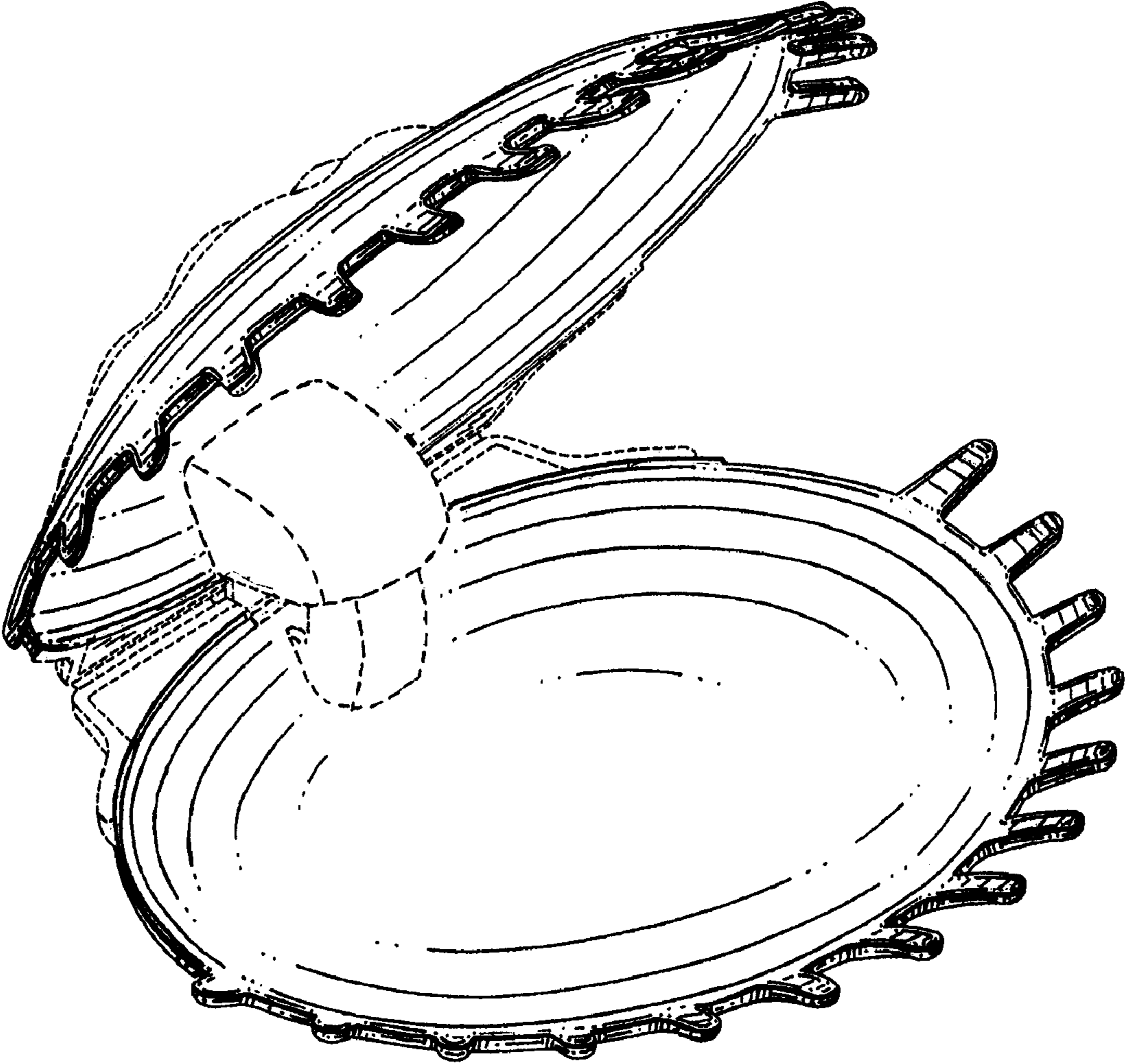


FIG.7