



US00D550028S

(12) **United States Design Patent** (10) **Patent No.:** **US D550,028 S**  
**Abed et al.** (45) **Date of Patent:** **\*\* Sep. 4, 2007**

(54) **SAKE WARMER**

(76) Inventors: **Tark Abed**, 3221 Porter Dr., Palo Alto, CA (US) 94304; **Martin Leugers**, 3221 Porter Dr., Palo Alto, CA (US) 94304; **Feng Hao Yu**, 3221 Porter Dr., Palo Alto, CA (US) 94304; **Craig Lauchner**, 3221 Porter Dr., Palo Alto, CA (US) 94304; **Rose Hu**, 3221 Porter Dr., Palo Alto, CA (US) 94304

(\*\*) Term: **14 Years**

(21) Appl. No.: **29/246,481**

(22) Filed: **Apr. 18, 2006**

(51) **LOC (8) Cl.** ..... **07-02**

(52) **U.S. Cl.** ..... **D7/367**

(58) **Field of Classification Search** ..... D7/355-357, D7/360-367, 402-403, 550.1, 554.3, 554.4, D7/558, 586-587, 305, 624.1, 624.2, 388, D7/326, 332, 337; 126/33, 265, 275 E, 377.1; 219/428, 430, 439, 450.1, 465.1, 429, 432-433, 219/435, 521, 386, 622, 627; 99/339, 359, 99/325, 416, 422, 447, 448, 467, 483  
See application file for complete search history.

(56) **References Cited**

**U.S. PATENT DOCUMENTS**

3,806,701 A	4/1974	Scott	
4,185,614 A *	1/1980	Egawa	126/265
D259,168 S *	5/1981	Petrie	D7/367
4,801,782 A	1/1989	Ineson	
4,829,981 A *	5/1989	Burrell	126/265
5,477,777 A *	12/1995	Oppermann	99/422
D378,485 S *	3/1997	Pena Angarita	D7/362
D394,581 S *	5/1998	Paris	D7/326
D398,474 S *	9/1998	Wagner	D7/305
5,842,353 A	12/1998	Kuo-Liang	
5,928,542 A *	7/1999	Miguelino	219/432
6,037,570 A *	3/2000	Noles	219/432
6,072,161 A *	6/2000	Stein	219/432
6,100,504 A	8/2000	Wagner	

6,121,585 A	9/2000	Dam	
6,310,329 B1 *	10/2001	Carter	219/432
6,403,928 B1 *	6/2002	Ford	219/432
6,674,052 B1	1/2004	Luo	
D497,768 S *	11/2004	Since et al.	D7/362
6,864,462 B2	3/2005	Sanoner et al.	
7,022,946 B2	4/2006	Sanoner et al.	
2004/0069766 A1	4/2004	Haasis et al.	

**FOREIGN PATENT DOCUMENTS**

JP	402021820 A	1/1990
JP	408024126 A	1/1996
JP	409037645 A	2/1997
JP	409154740 A	6/1997
JP	411221160 A	8/1999
JP	20000083789	3/2000

\* cited by examiner

*Primary Examiner*—Ruth McInroy

(74) *Attorney, Agent, or Firm*—Robert M. Schwartz; David W. Barman

(57) **CLAIM**

The ornamental design of a sake warmer, as shown and described.

**DESCRIPTION**

FIG. 1 is a perspective view of the sake warmer of the present invention, but is not the same scale as the remaining figures.

FIG. 2 is a right side view of the sake warmer.

FIG. 3 is a left side view of the sake warmer.

FIG. 4 is a front view of the sake warmer.

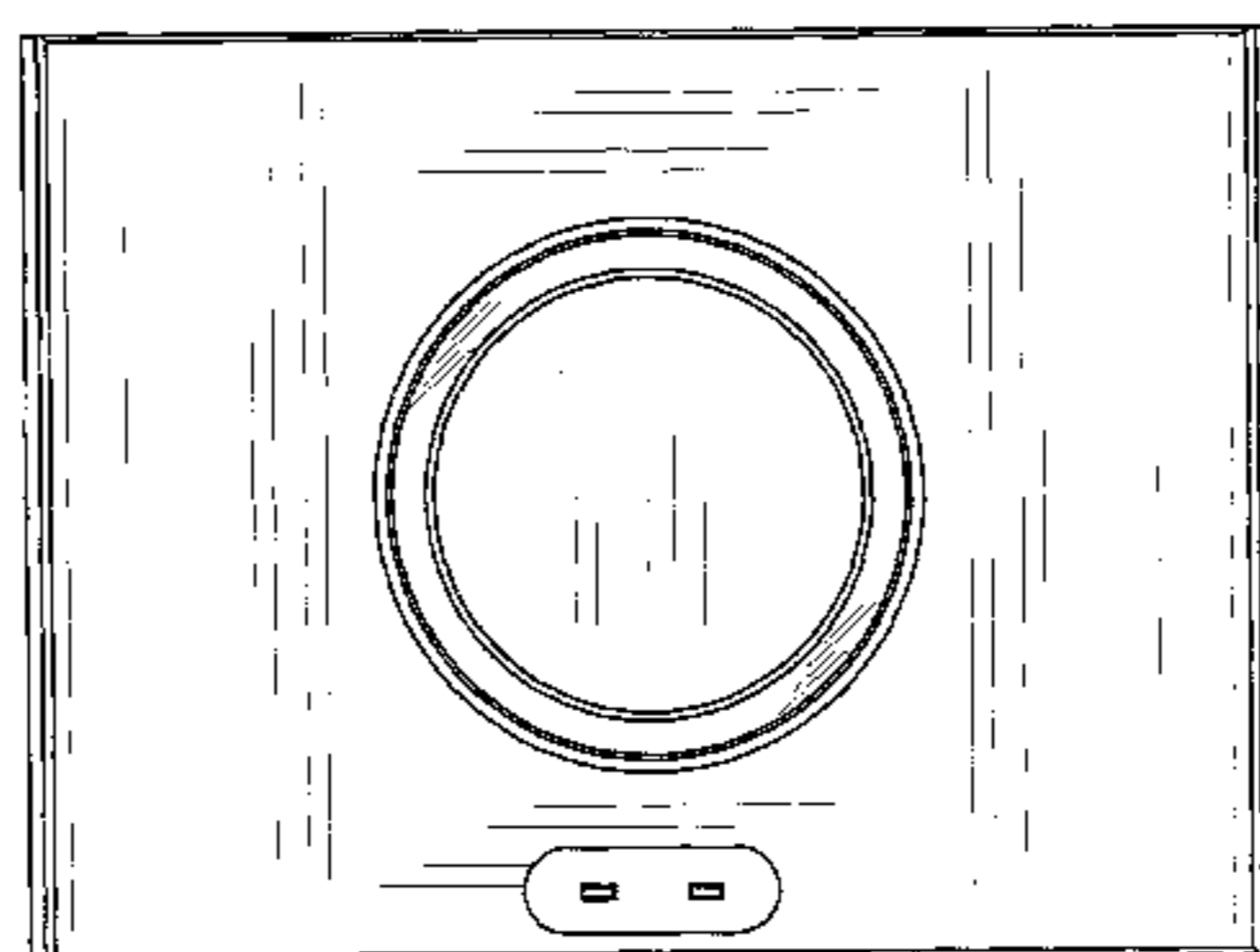
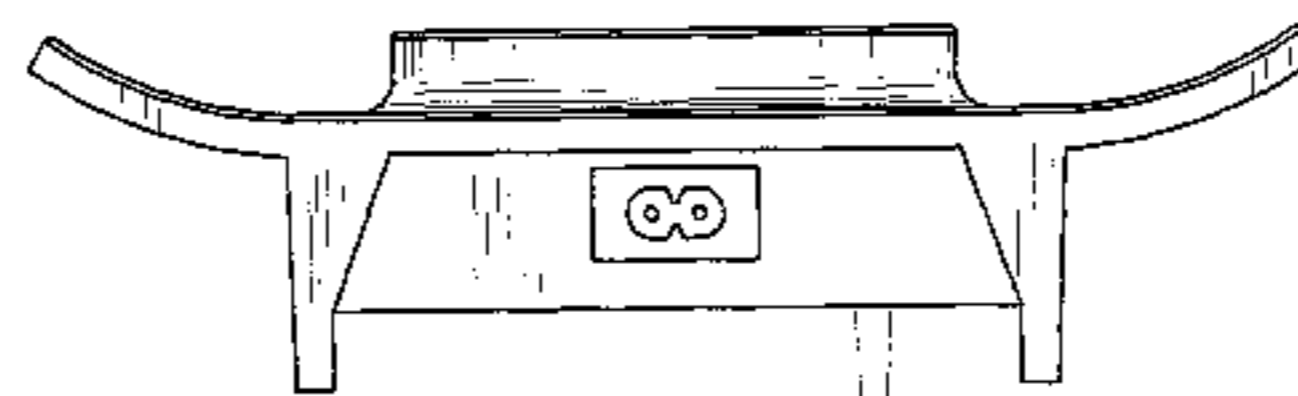
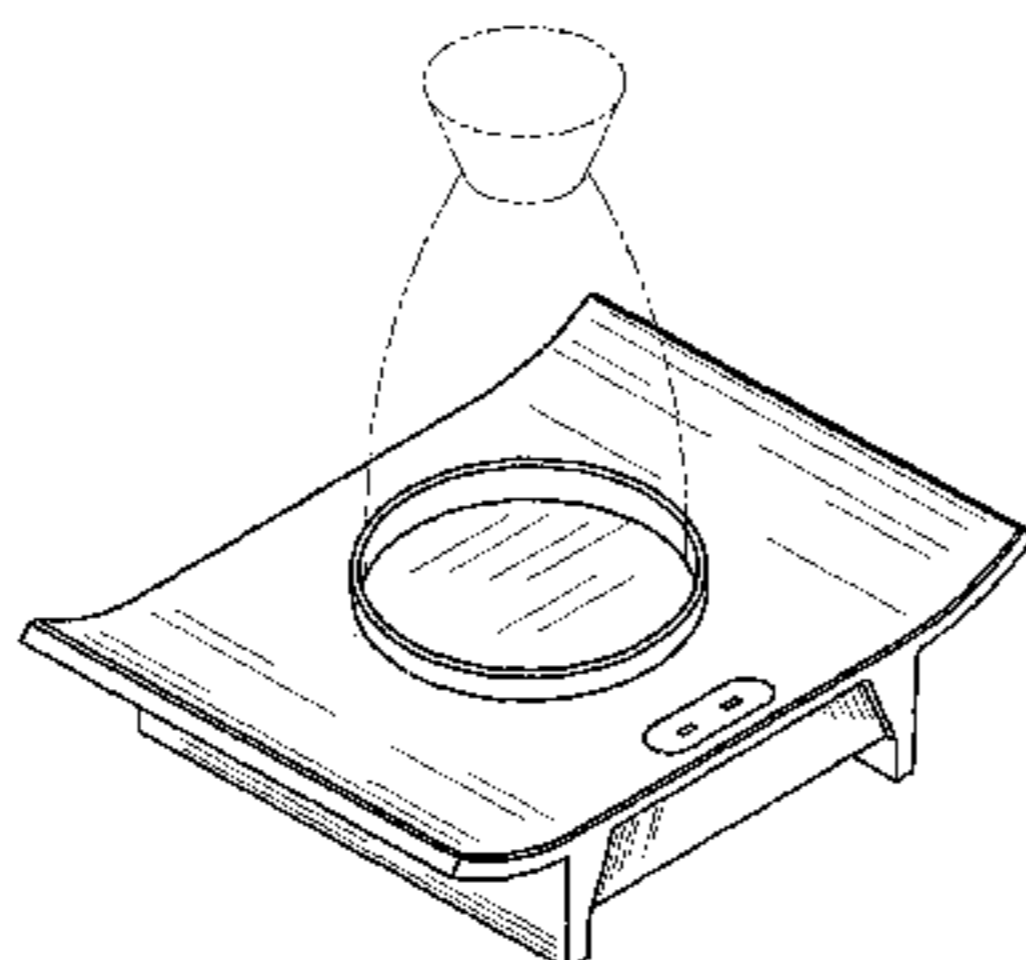
FIG. 5 is a rear view of the sake warmer.

FIG. 6 is a top view of the sake warmer; and,

FIG. 7 is a bottom view of the sake warmer.

The details shown in broken lines form no part of the claimed design.

**1 Claim, 5 Drawing Sheets**



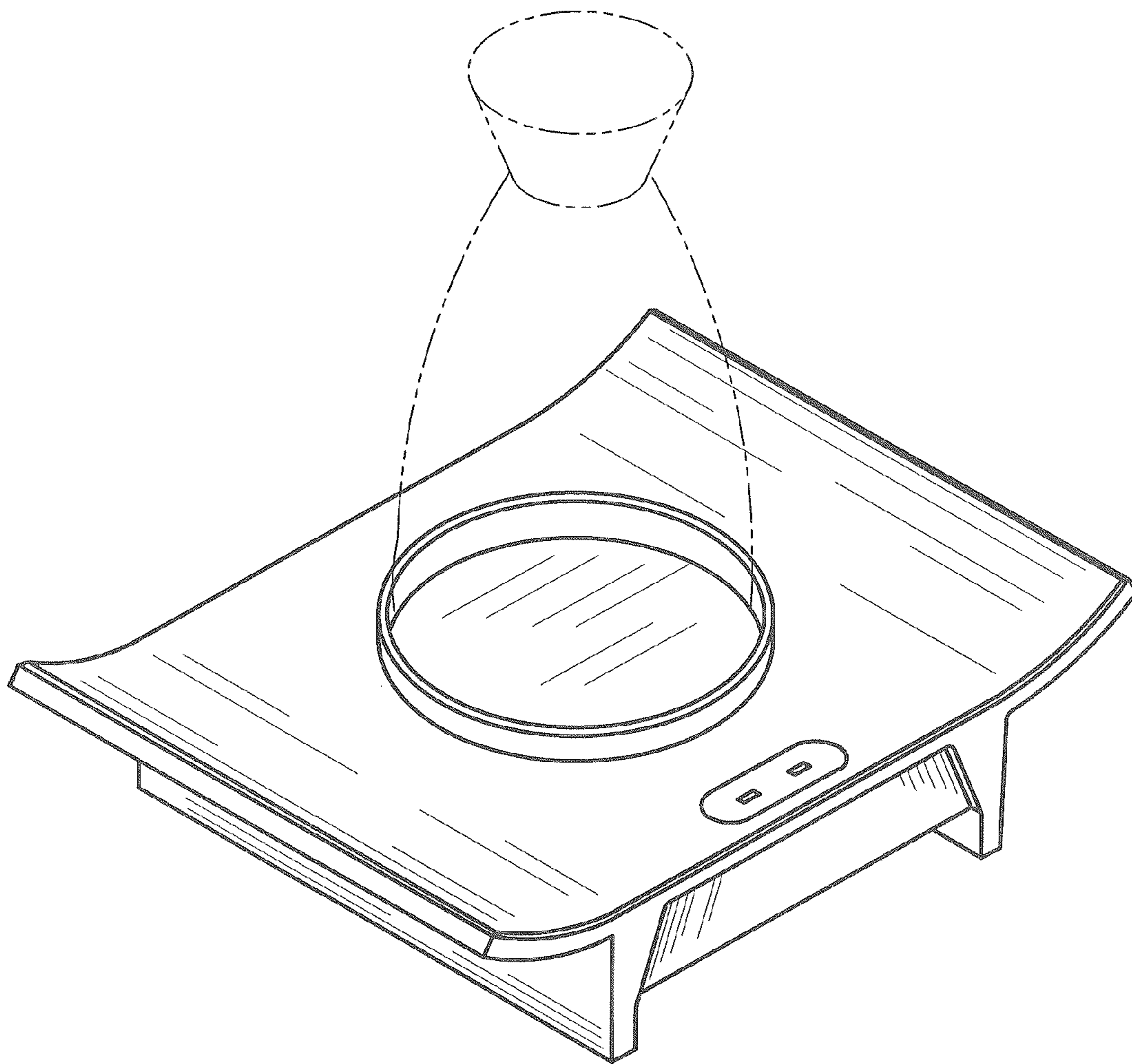


FIG. 1

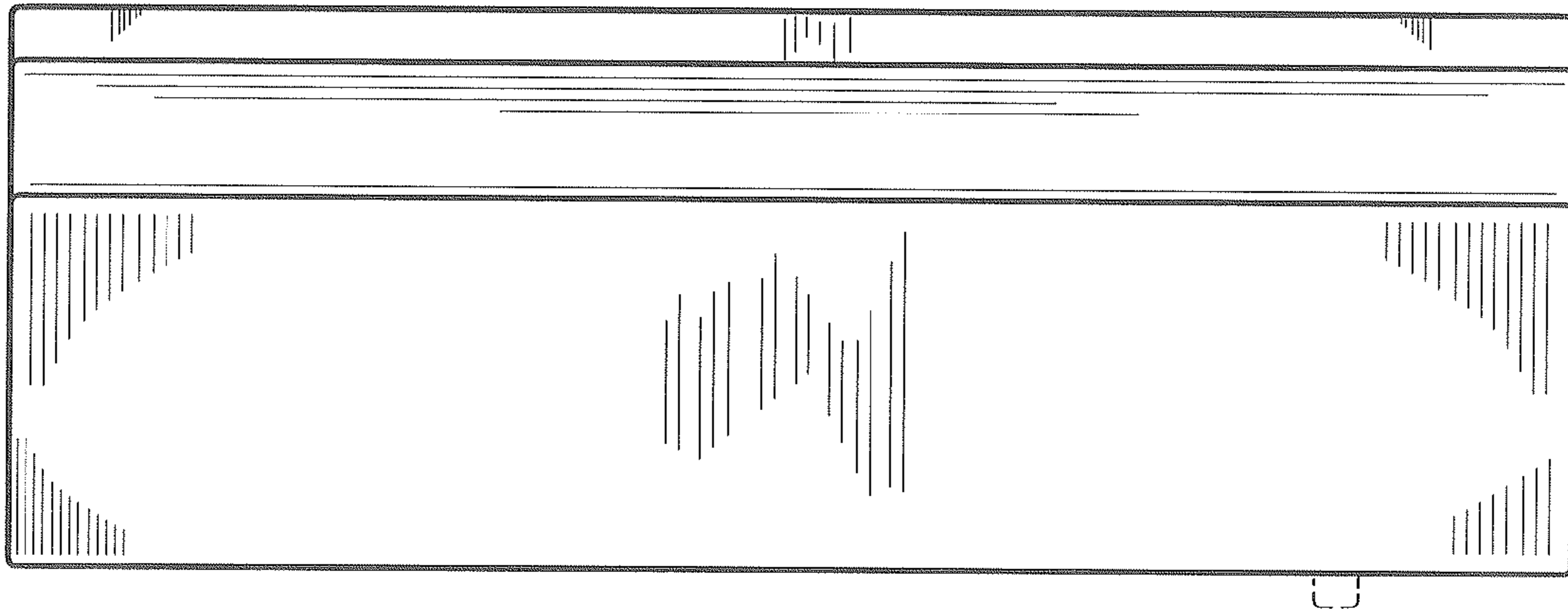


FIG. 2

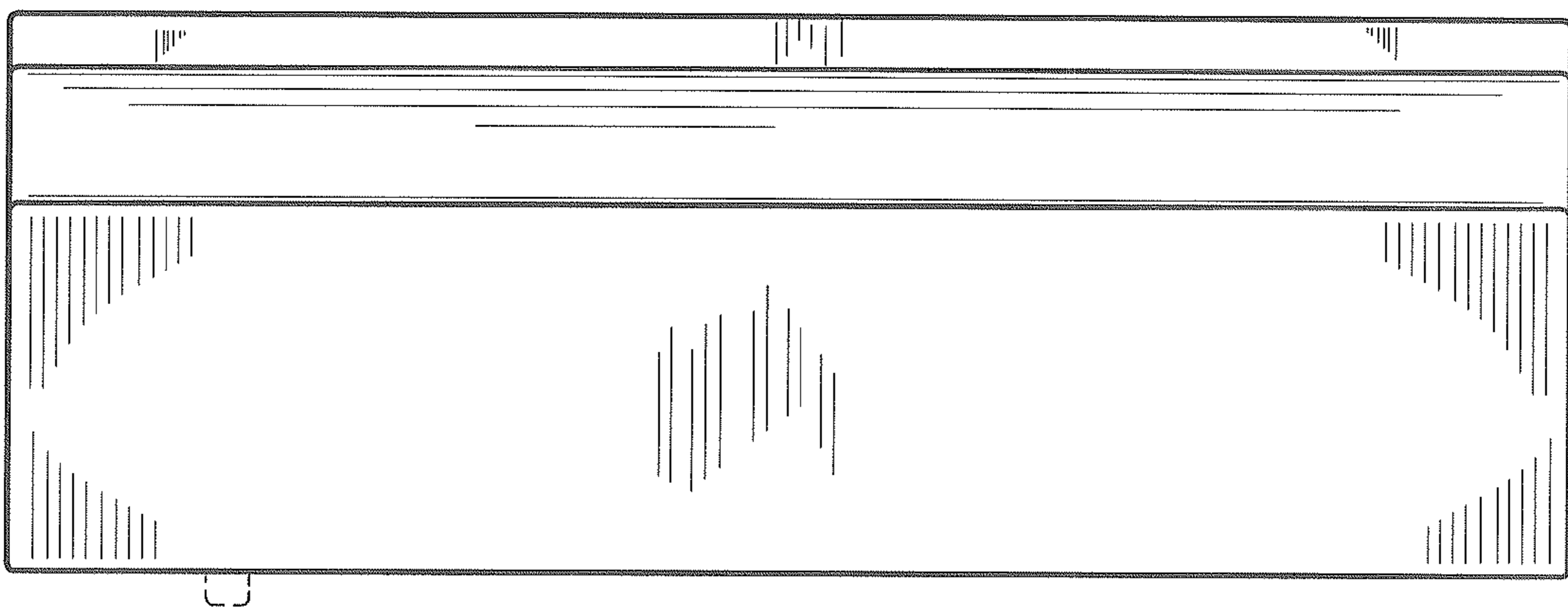




FIG. 3





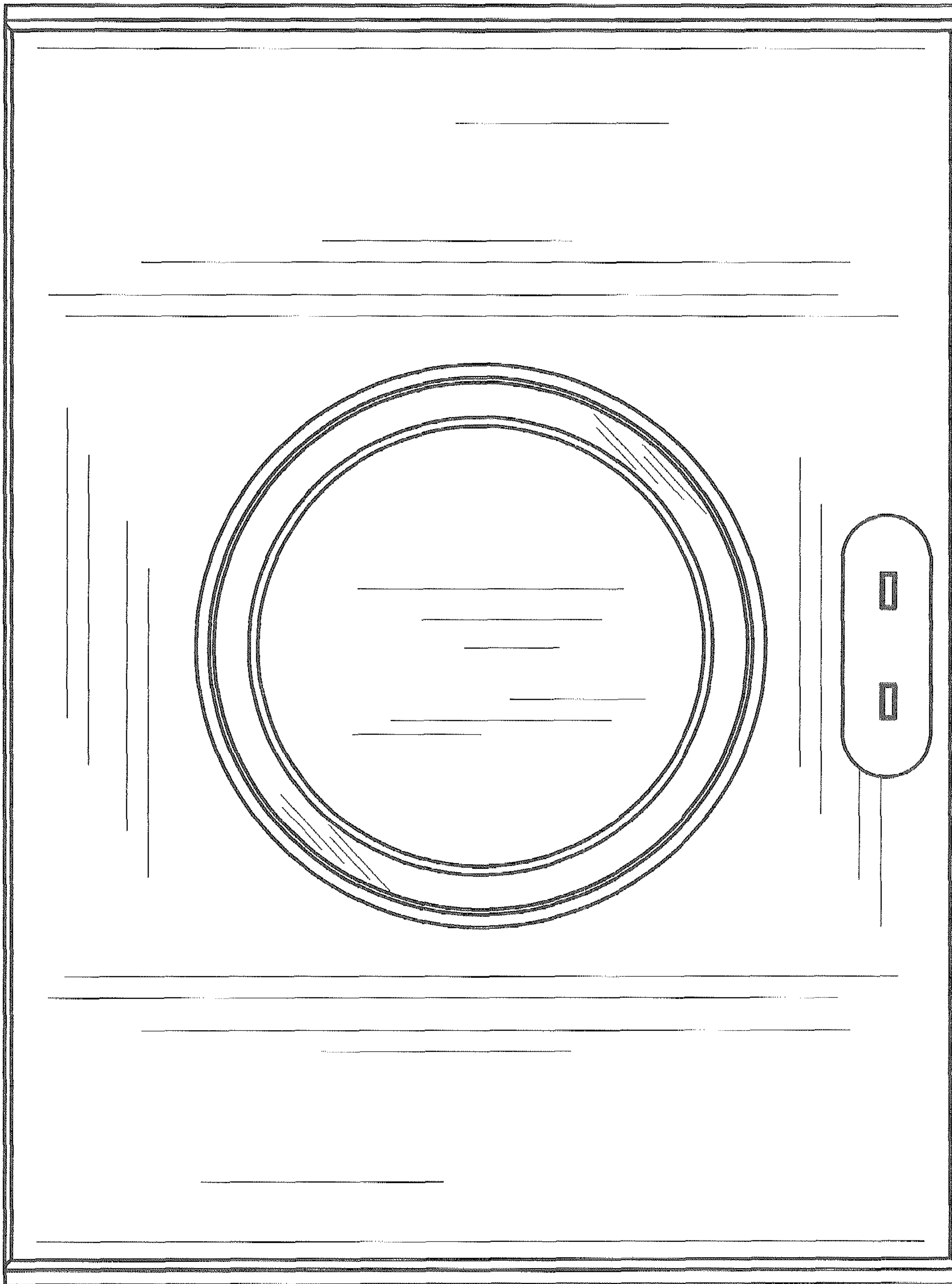


FIG. 6






FIG. 7