



US00D550018S

(12) **United States Design Patent**
Boutin

(10) **Patent No.:** **US D550,018 S**

(45) **Date of Patent:** **** Sep. 4, 2007**

(54) **CUSHION**

(75) **Inventor:** **Christelle Boutin**, Bressuire (FR)

(73) **Assignee:** **Wesco Company S.A.**, Cerizay (FR)

(**) **Term:** **14 Years**

(21) **Appl. No.:** **29/263,021**

(22) **Filed:** **Jul. 13, 2006**

(30) **Foreign Application Priority Data**

Jan. 16, 2006 (EP) 000464151-0002

(51) **LOC (8) Cl.** **06-09**

(52) **U.S. Cl.** **D6/601**

(58) **Field of Classification Search** D6/588,
D6/595-597, 601, 604, 605; 5/502, 603,
5/630, 636, 637, 644, 652, 655, 655.3, 655.9,
5/733, 945; D24/183; D21/803, 809; 441/129-132;
D5/32, 36, 37, 66, 99

See application file for complete search history.

(56) **References Cited**

U.S. PATENT DOCUMENTS

D322,380 S * 12/1991 El-Asir D6/604
D356,710 S * 3/1995 Cooper D6/588

6,230,349 B1 * 5/2001 Silver et al. 5/636
D450,517 S * 11/2001 Darling et al. D6/601
D504,044 S * 4/2005 Marin D6/597
D506,875 S * 7/2005 Del Solar D5/37
7,107,638 B2 * 9/2006 Wilson 5/502
2004/0154104 A1 * 8/2004 Brown et al. 5/644

* cited by examiner

Primary Examiner—Robert M. Spear

Assistant Examiner—Mary Ann Calabrese

(74) *Attorney, Agent, or Firm*—Horst M. Kasper


(57) **CLAIM**

The design for cushion, as shown and described.

DESCRIPTION

FIG. 1 is a front view of cushion;
FIG. 2 is a top plan view thereof;
FIG. 3 is a rear side elevational view thereof;
FIG. 4 is a right side elevational view thereof;
FIG. 5 is a left side elevational view thereof;
FIG. 6 is a bottom plan view thereof; and,
FIG. 7 is a perspective view thereof.

1 Claim, 2 Drawing Sheets



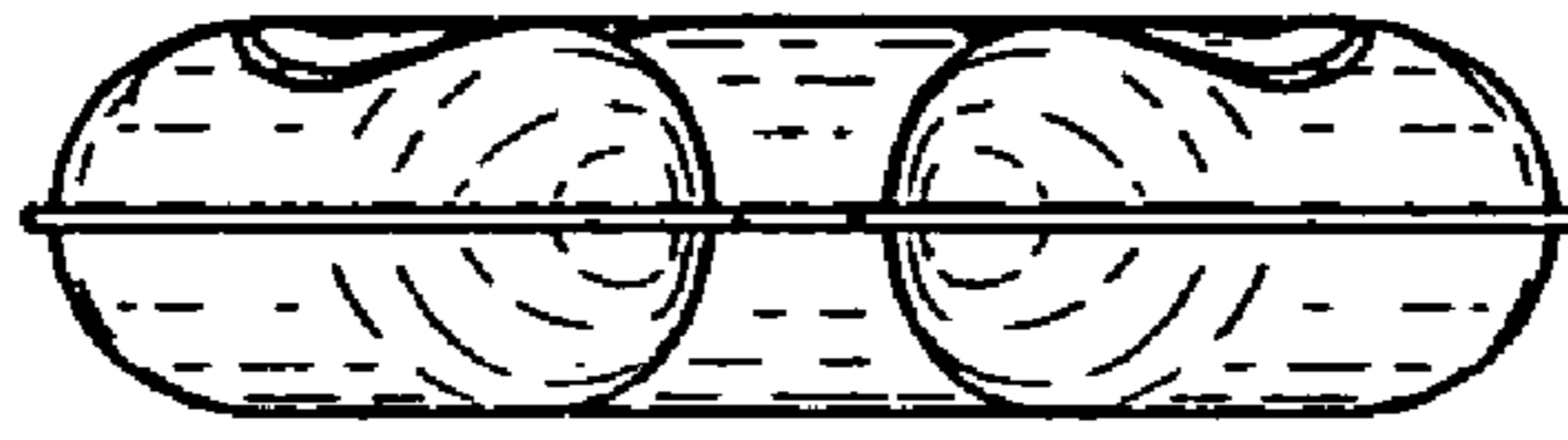


Fig.1




Fig.2




Fig.3



Fig.4




Fig.5

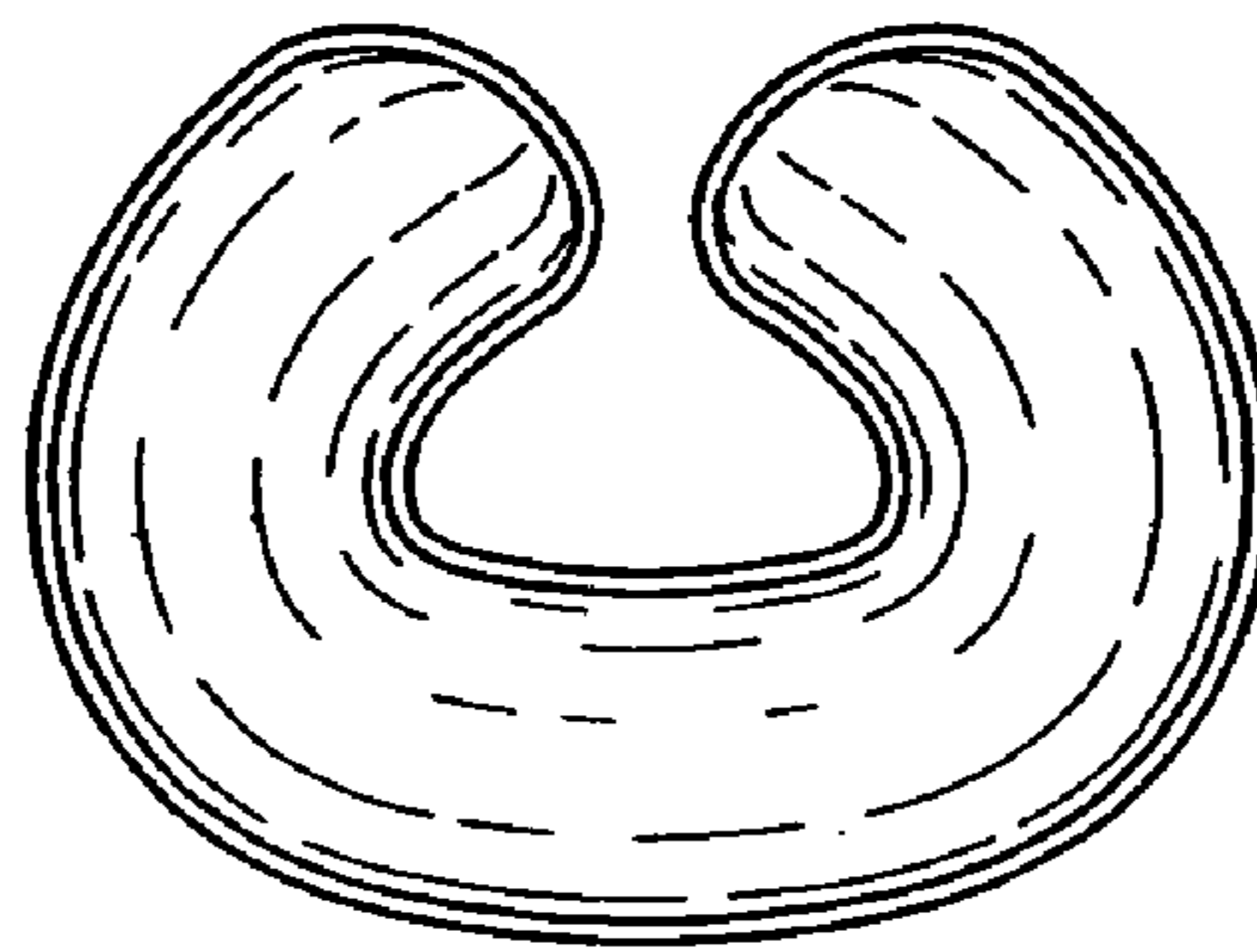


Fig.6




Fig.7