



US00D550016S

(12) **United States Design Patent**
Boutin

(10) **Patent No.:** **US D550,016 S**

(45) **Date of Patent:** **** Sep. 4, 2007**

- (54) **COMBINED CUSHION AND MAT**
- (75) Inventor: **Christelle Boutin**, Bressuire (FR)
- (73) Assignee: **Wesco Company S.A.**, Cerizay (FR)
- (**) Term: **14 Years**
- (21) Appl. No.: **29/262,989**
- (22) Filed: **Jul. 13, 2006**
- (30) **Foreign Application Priority Data**
Jan. 16, 2006 (EM) 000464151-0008

6,321,403	B1 *	11/2001	Matthews	5/655
D496,551	S *	9/2004	Bourget	D6/582
D506,875	S *	7/2005	Del Solar	D5/37
2005/0115000	A1 *	6/2005	Kassai et al.	5/655
2005/0120484	A1 *	6/2005	Gold et al.	5/655
2005/0210592	A1 *	9/2005	Littlehorn et al.	5/655
2005/0262634	A1 *	12/2005	Gottlieb	5/482

* cited by examiner

Primary Examiner—Robert M. Spear

Assistant Examiner—Mary Ann Calabrese

(74) *Attorney, Agent, or Firm*—Horst M. Kasper

- (51) **LOC (8) Cl.** **06-09**
- (52) **U.S. Cl.** **D6/595; D6/601**
- (58) **Field of Classification Search** D6/333,
D6/582, 592, 595, 596, 601, 603, 604, 605;
5/413 AM, 413 R, 417–420, 482, 603, 630,
5/636, 637, 639, 644, 652, 655, 665.3, 655.9,
5/733, 946; D24/183; D21/803, 809; 441/129–132;
D5/32, 36, 37, 66, 99; 297/219.12
See application file for complete search history.

(57) **CLAIM**

The design for combined cushion and mat, as shown and described.

DESCRIPTION

FIG. 1 is a front elevational view of combined cushion and mat;

FIG. 2 is a top plan view thereof;

FIG. 3 is a rear side elevational view thereof;

FIG. 4 is a right side elevational view thereof;

FIG. 5 is a left elevational view thereof;

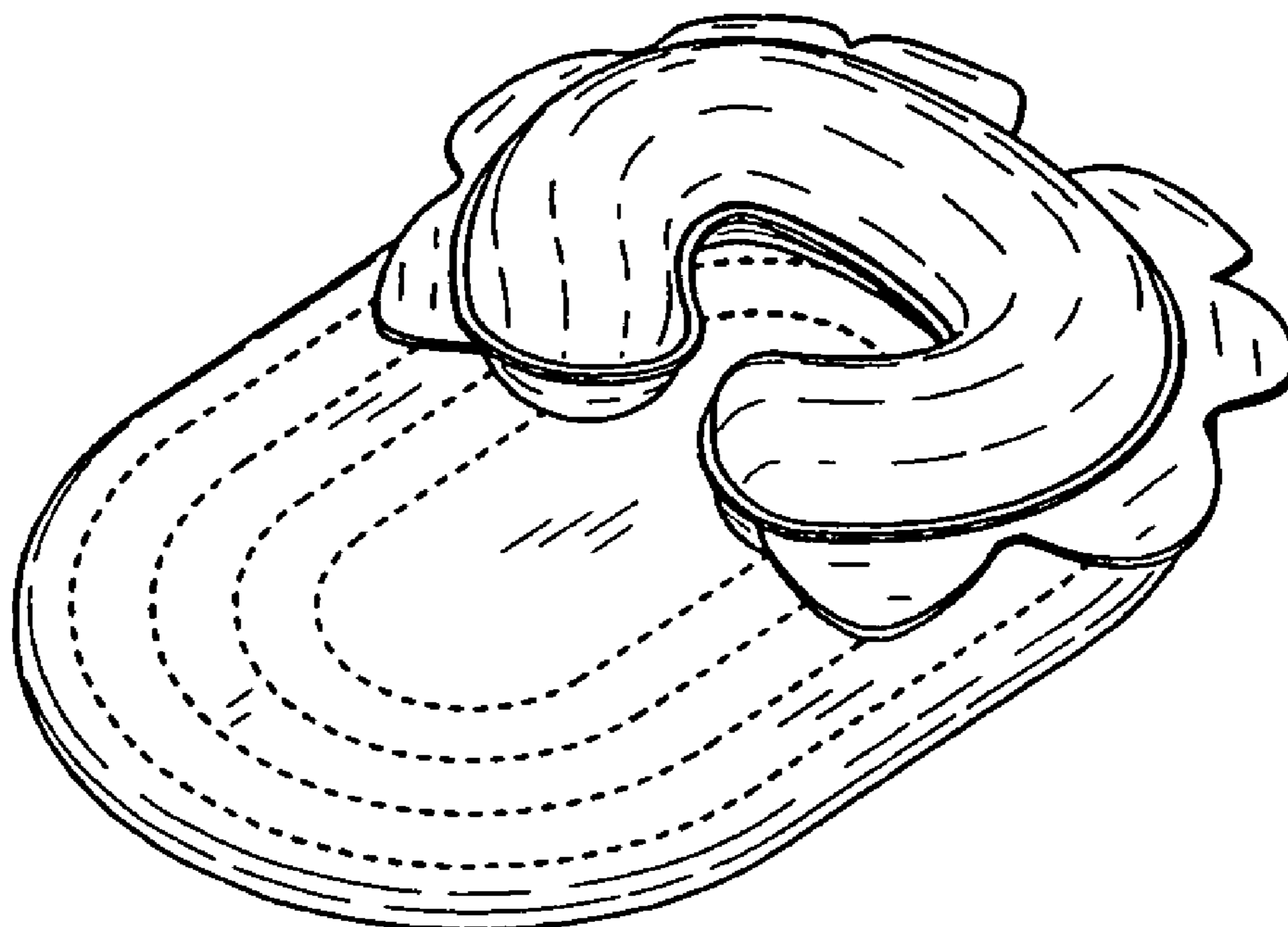
FIG. 6 is a bottom view thereof; and,

FIG. 7 is a perspective view thereof.

In the drawings, the broken lines represent stitching forming part of the claimed design.

- (56) **References Cited**
U.S. PATENT DOCUMENTS
3,541,620 A * 11/1970 Chapuis 5/413 R
D300,694 S * 4/1989 Krok D6/333
D316,793 S * 5/1991 Manjarrez D6/601
5,231,720 A * 8/1993 Benoff 5/644
5,546,620 A * 8/1996 Matthews 5/655
5,979,981 A * 11/1999 Dunne et al. 297/219.12

1 Claim, 2 Drawing Sheets






Fig.1

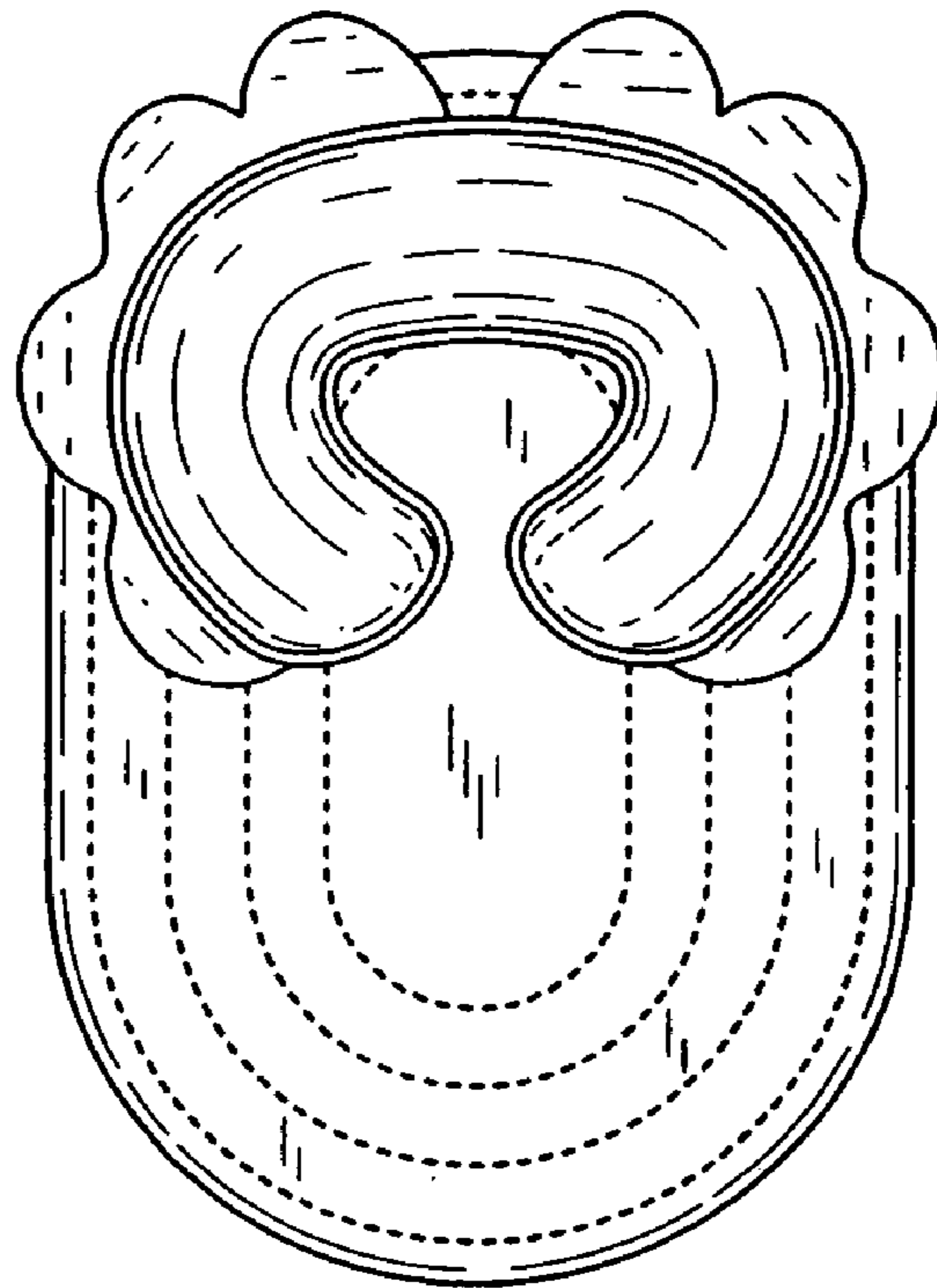


Fig.2

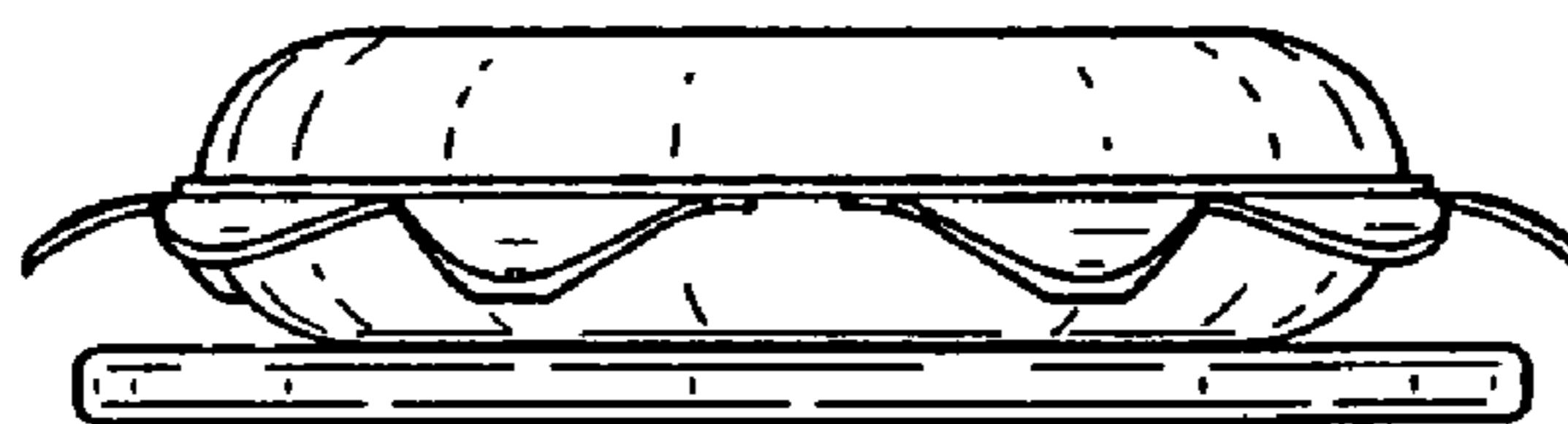


Fig.3

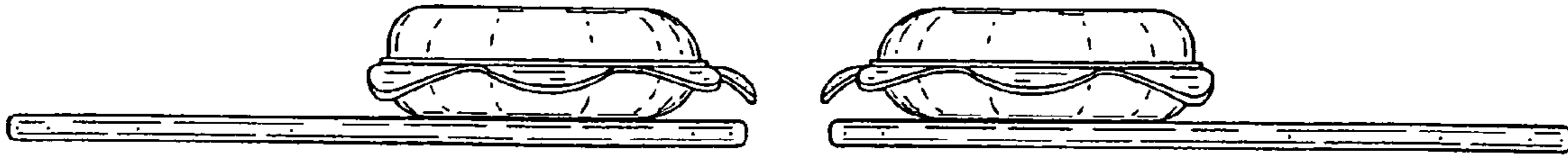


Fig.4

Fig.5

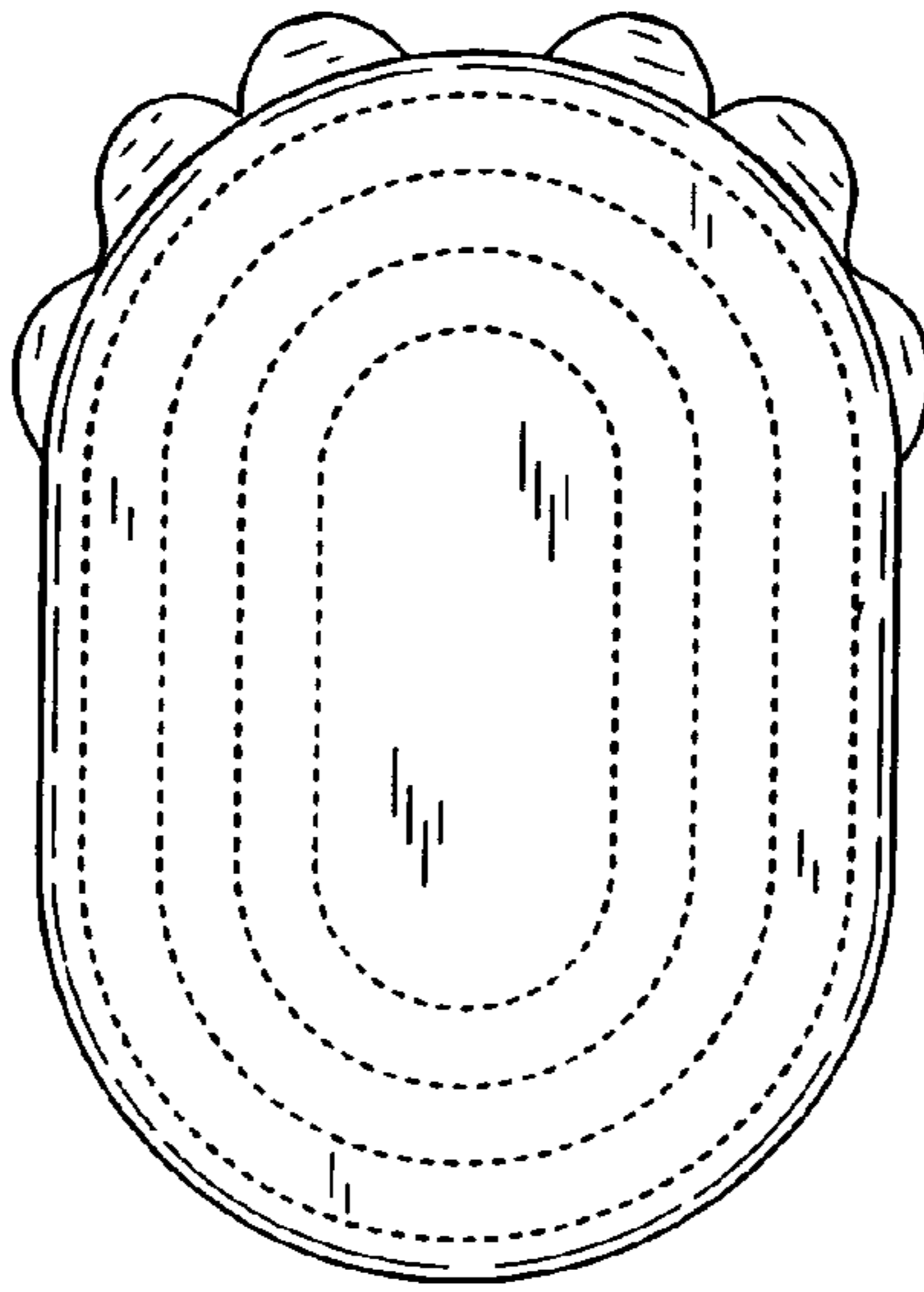


Fig.6




Fig.7