



US00D550014S

(12) **United States Design Patent**
Coran

(10) **Patent No.:** **US D550,014 S**

(45) **Date of Patent:** **** Sep. 4, 2007**

(54) **HANGING ORGANIZER**

(76) Inventor: **Richard O Coran**, 1560 E. Oak St.,
Conway, AR (US) 72034

(**) Term: **14 Years**

(21) Appl. No.: **29/248,070**

(22) Filed: **Jul. 27, 2006**

(51) **LOC (8) Cl.** **06-04**

(52) **U.S. Cl.** **D6/570**

(58) **Field of Classification Search** D6/512-514,
D6/553-574; 211/10, 13.1, 85.4, 85.13,
211/71.01, 86.01, 87.01; 206/730, 734, 223,
206/570, 286, 288

See application file for complete search history.

(56) **References Cited**

U.S. PATENT DOCUMENTS

D278,493 S *	4/1985	Brescia et al.	D6/570
D335,232 S *	5/1993	Whitlock	D6/525
D383,633 S *	9/1997	Schweitzer	D6/567

* cited by examiner

Primary Examiner—Brian N Vinson
(74) *Attorney, Agent, or Firm*—Joe D. Calhoun

(57) **CLAIM**

The ornamental design for a hanging organizer, as shown and described.

DESCRIPTION

FIG. 1 depicts a perspective view of the invention.

FIG. 2 depicts a front elevation view of the invention of FIG. 1.

FIG. 3 depicts a first side elevation view of the invention of FIG. 1.

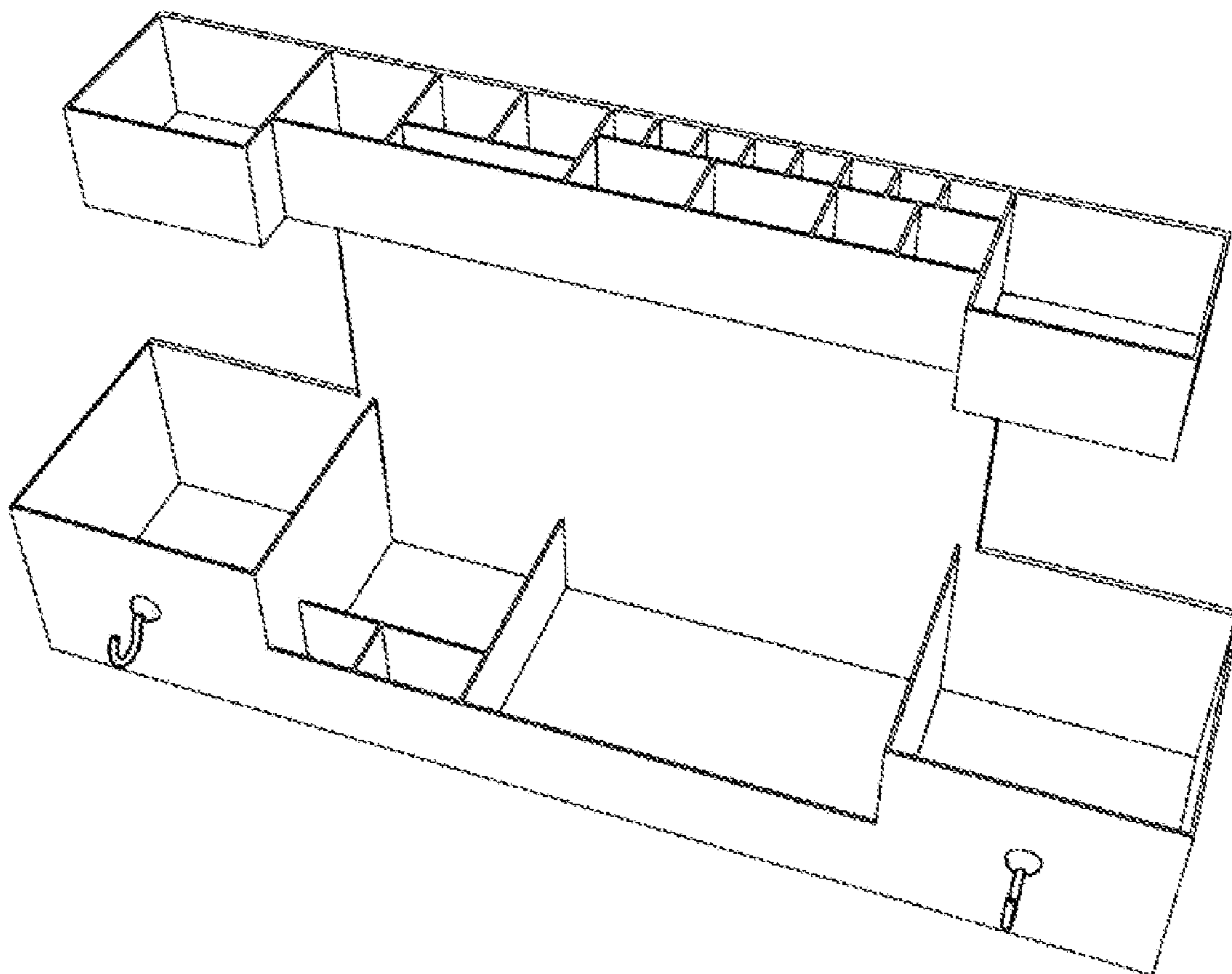
FIG. 4 depicts a second side elevation view of the invention of FIG. 1.

FIG. 5 depicts a top plan view of the invention of FIG. 1.

FIG. 6 depicts a bottom plan view of the invention of FIG. 1; and,

FIG. 7 depicts a rear elevation view of the invention of FIG. 1.

1 Claim, 4 Drawing Sheets



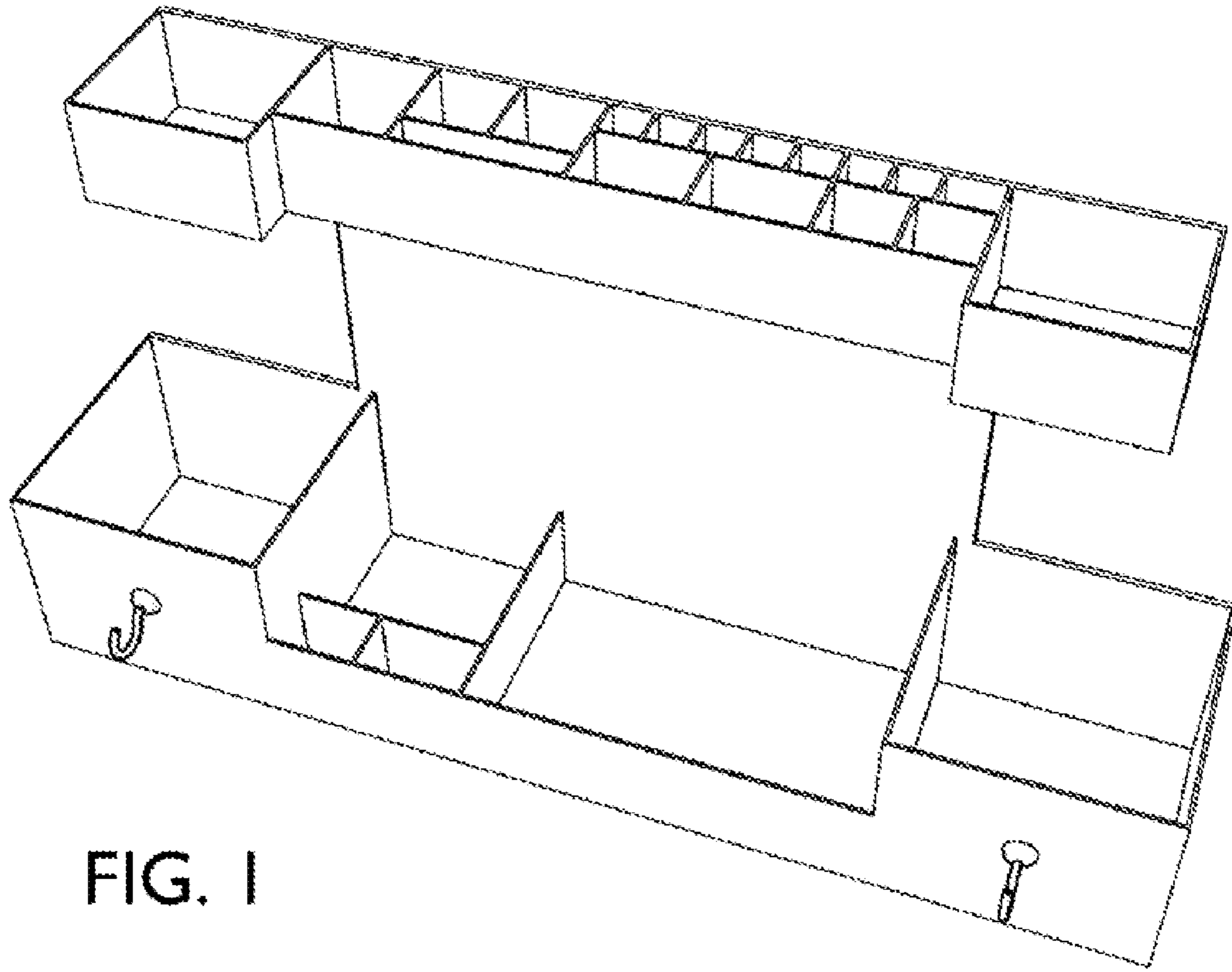


FIG. 1




FIG. 2

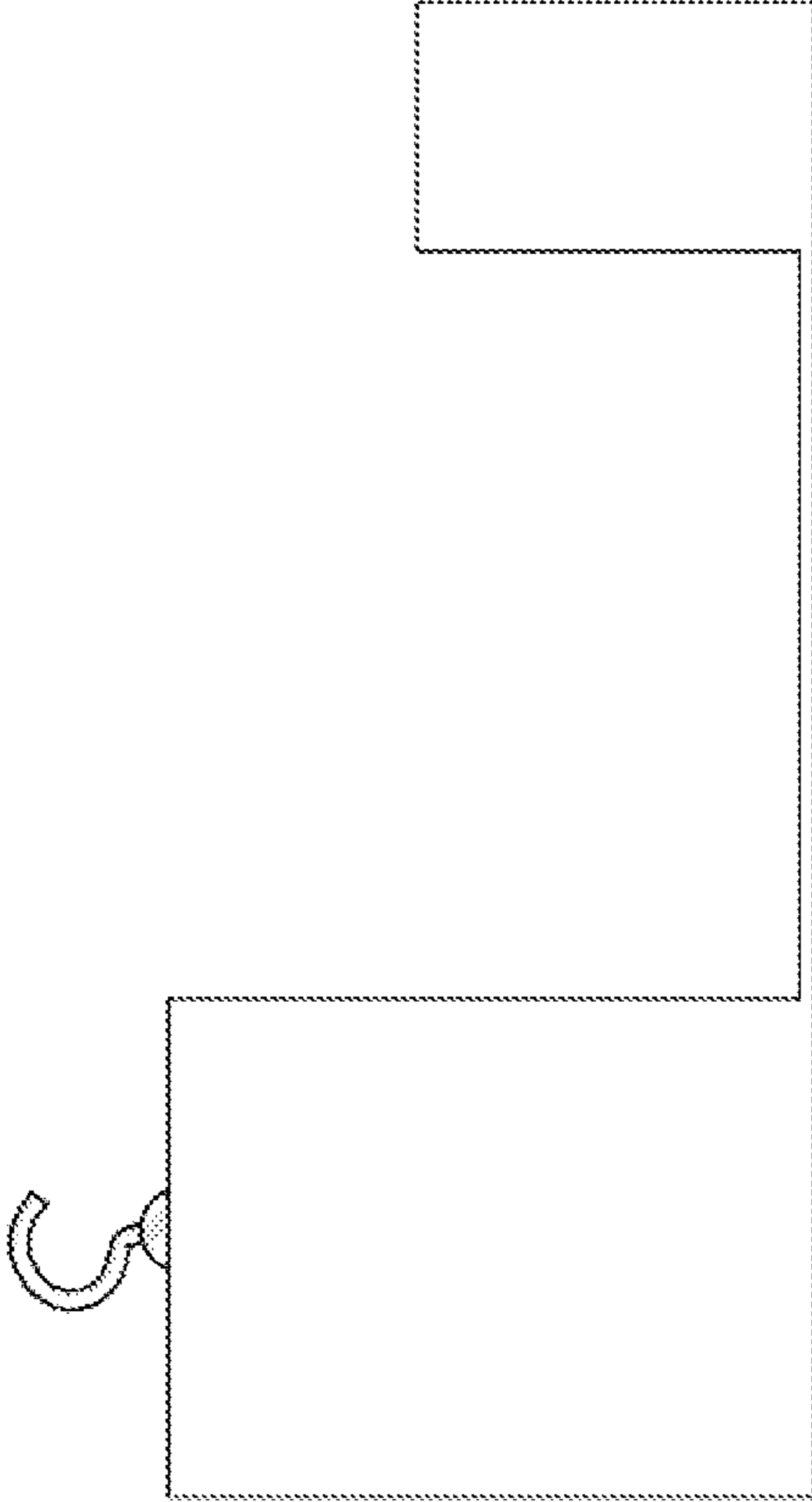


FIG. 3




FIG. 4

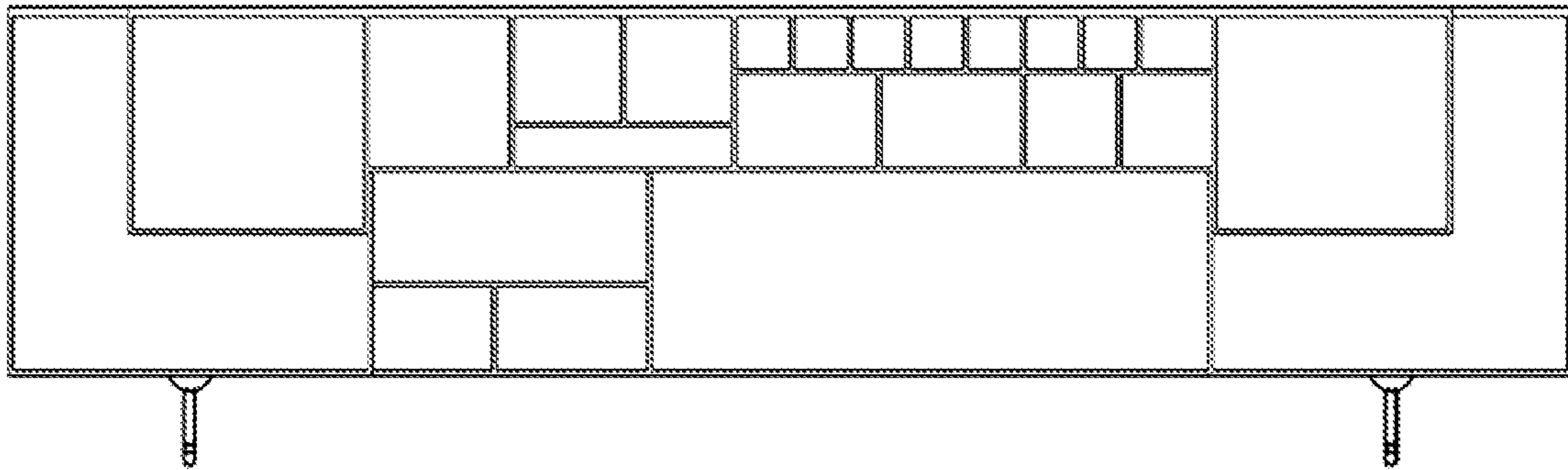


FIG. 5




FIG. 6




FIG. 7