



US00D550013S

(12) **United States Design Patent**
Shail et al.

(10) **Patent No.:** **US D550,013 S**

(45) **Date of Patent:** **** Sep. 4, 2007**

(54) **WALL MOUNTABLE HOLDER**

D342,180 S * 12/1993 Kirlin D6/567
D358,253 S * 5/1995 Wong D6/570

(75) Inventors: **Rajat Shail**, St. Joseph, MI (US);
Thomas M. McAuliffe, Evanston, IL
(US); **Juergen Reinold**, Palatine, IL
(US)

* cited by examiner

Primary Examiner—Brian N Vinson

(74) *Attorney, Agent, or Firm*—Beem Patent Law Firm

(73) Assignee: **Sentiam, Inc.**, Evanston, IL (US)

(57) **CLAIM**

(**) Term: **14 Years**

The ornamental design for a wall mountable holder, as shown and described.

(21) Appl. No.: **29/263,225**

DESCRIPTION

(22) Filed: **Jul. 18, 2006**

FIG. 1 is a perspective view of a holder showing the new design.

(51) **LOC (8) Cl.** **06-04**

(52) **U.S. Cl.** **D6/567**

(58) **Field of Classification Search** D6/553,
D6/567; D19/75, 78, 86, 90; 211/13.1, 41.1,
211/41.12, 42, 45; D20/43; 40/609–610
See application file for complete search history.

FIG. 2 is a front view of a holder showing the new design.

FIG. 3 is a side view of the holder, the other side being a mirror image thereof; and,

FIG. 4 is a bottom view of the holder, the top view being substantially identical.

The rear view forms no part of the design.



(56) **References Cited**

U.S. PATENT DOCUMENTS

4,144,664 A * 3/1979 De Korte 40/610
D303,403 S * 9/1989 Barcom D20/43
D304,985 S * 12/1989 Raptis D6/553

The broken-line disclosure in the views is for illustrative purposes only and forms no part of the claimed design.

1 Claim, 1 Drawing Sheet



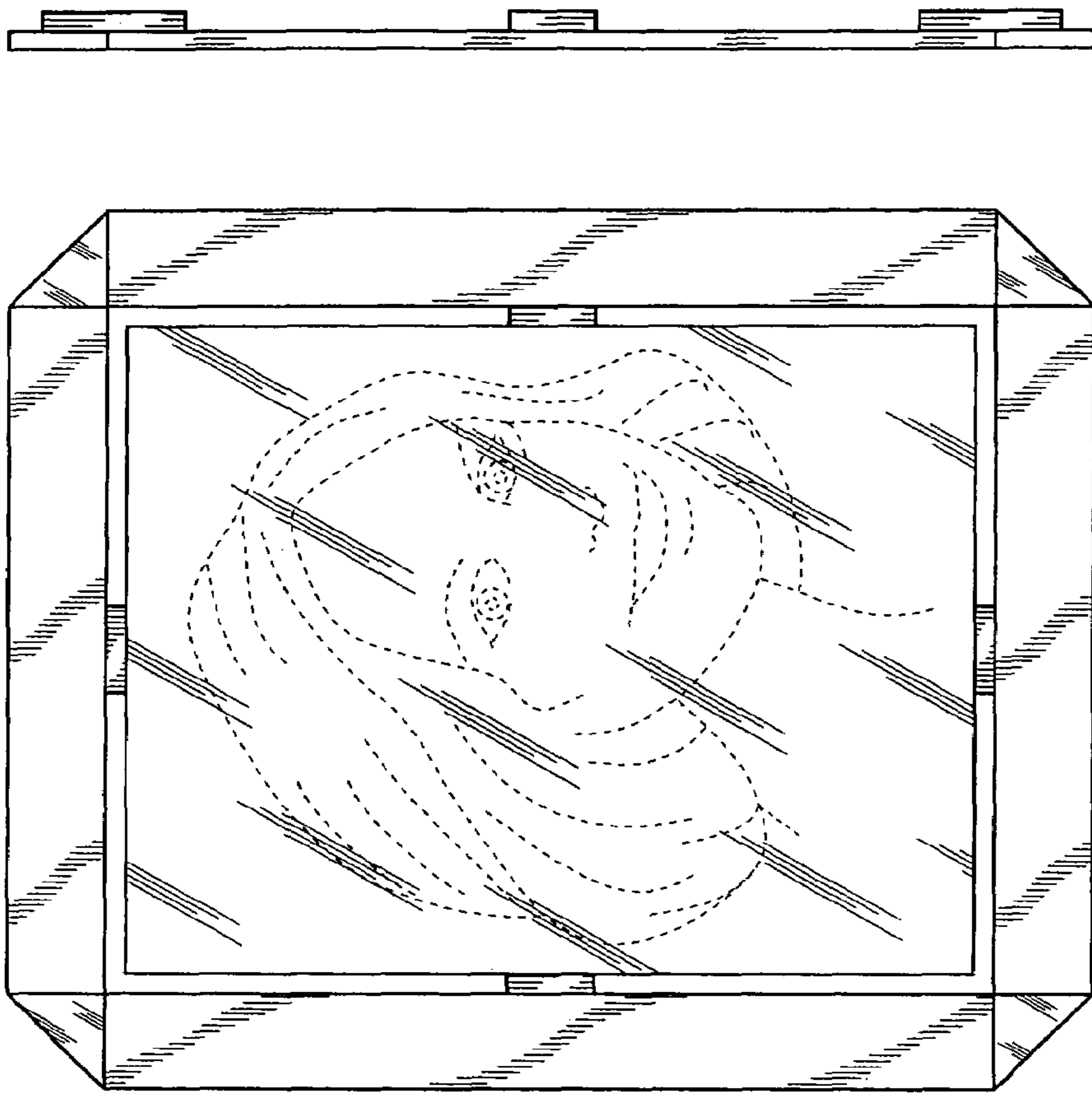


Fig.3



Fig.2

Fig.4

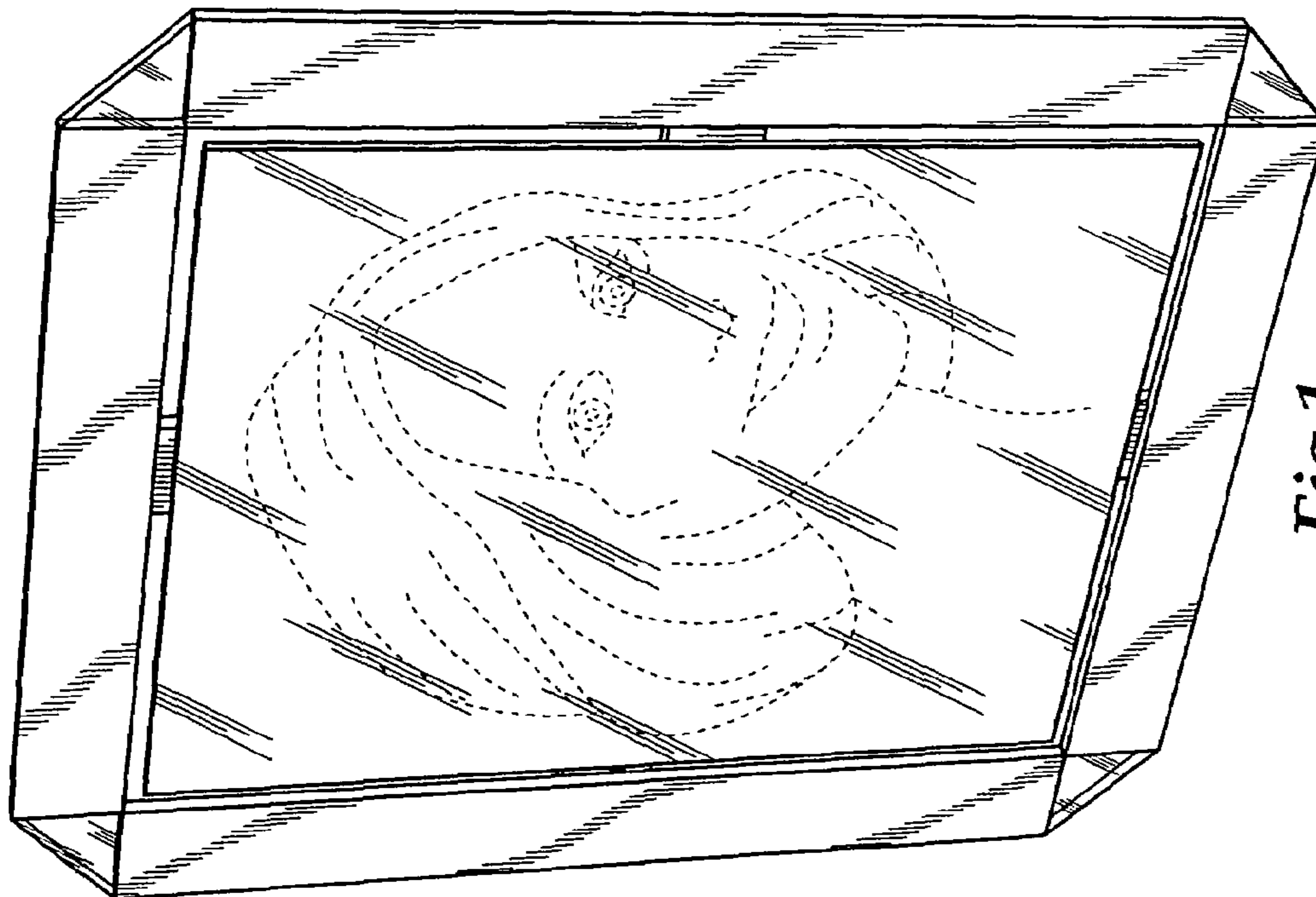


Fig.1