



US00D550012S

(12) **United States Design Patent** (10) **Patent No.:** **US D550,012 S**
Schmidt et al. (45) **Date of Patent:** **** Sep. 4, 2007**

(54) **WALL CABINET**

(75) Inventors: **Duane A. Schmidt**, Newburgh, IN (US); **Allan R. Steinkuhl**, Evansville, IN (US); **Joseph L. Coleman**, Evansville, IN (US)

(73) Assignee: **Whirlpool Corporation**, Benton Harbor, MI (US)

(**) Term: **14 Years**

(21) Appl. No.: **29/234,898**

(22) Filed: **Jul. 25, 2005**

Related U.S. Application Data

(62) Division of application No. 29/230,480, filed on May 23, 2005, now Pat. No. Des. 528,337.

(51) **LOC (8) Cl.** **06-04**

(52) **U.S. Cl.** **D6/561**

(58) **Field of Classification Search** D6/512, D6/553, 559-561, 432, 492, 445-448, 510-511; D25/47-48, 58, 138, 141, 103, 106-111, D25/157-159; 52/177-181; 312/100, 204, 312/242-245

See application file for complete search history.

(56) **References Cited**

U.S. PATENT DOCUMENTS

- D95,158 S * 4/1935 Surerus D25/158
- D288,489 S * 2/1987 Tofani D25/48
- 5,807,021 A * 9/1998 Aaron 404/19
- D455,503 S * 4/2002 Heltzer D25/158
- D459,611 S * 7/2002 Lio et al. D6/432
- D471,377 S * 3/2003 Gledhill et al. D6/432
- D495,912 S * 9/2004 Schmidt et al. D6/561

- D508,627 S * 8/2005 Schmidt et al. D6/510
- D510,831 S * 10/2005 Schmidt et al. D6/510
- D510,832 S * 10/2005 Schmidt et al. D6/561
- D514,854 S * 2/2006 Schmidt et al. D6/510
- D515,342 S * 2/2006 Schmidt et al. D6/510
- D518,984 S * 4/2006 Schmidt et al. D6/510
- D520,784 S * 5/2006 Schmidt et al. D6/510
- D521,285 S * 5/2006 Schmidt et al. D6/510
- D527,212 S * 8/2006 Schmidt et al. D6/510
- D528,337 S * 9/2006 Schmidt et al. D6/561

* cited by examiner

Primary Examiner—Brian N Vinson

(74) *Attorney, Agent, or Firm*—Michael D. Lafrenz; Tara M. Hartman

(57) **CLAIM**

The ornamental design for a wall cabinet, as shown and described.

DESCRIPTION

FIG. 1 is a right front perspective view of a wall cabinet showing our new design;

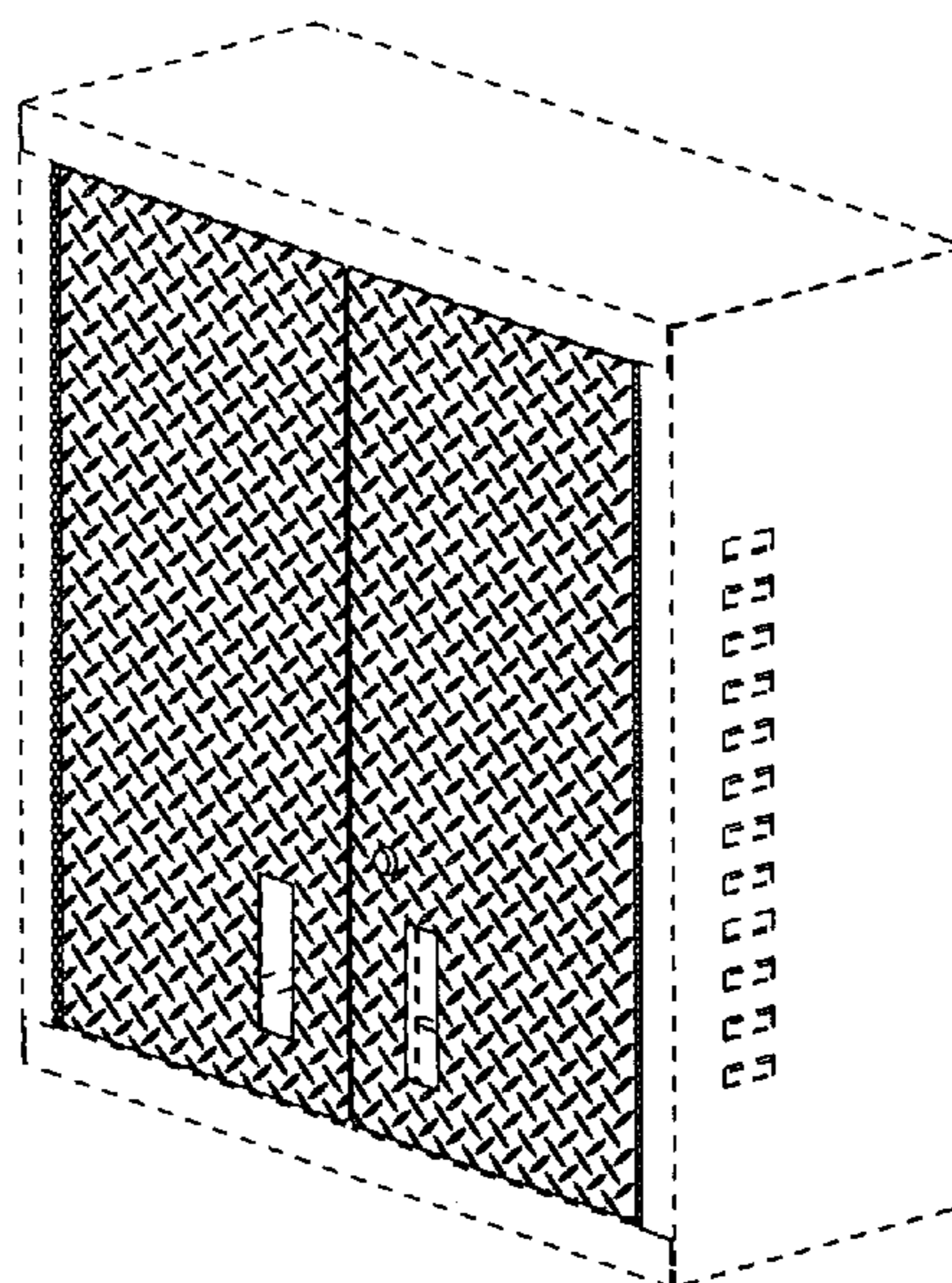
FIG. 2 is a front elevational view; and,

FIG. 3 is an enlarged fragmentary front elevational view thereof.

The ornamental design is not visible in a rear view, top plan view or bottom views. Those portions of wall cabinet in broken lines are understood to form no part of the claimed design.

The characteristic feature of the ornamental design resides in a pattern on the wall cabinet doors. One embodiment of a pattern according to the ornamental design is shown in FIGS. 1-3.

1 Claim, 2 Drawing Sheets



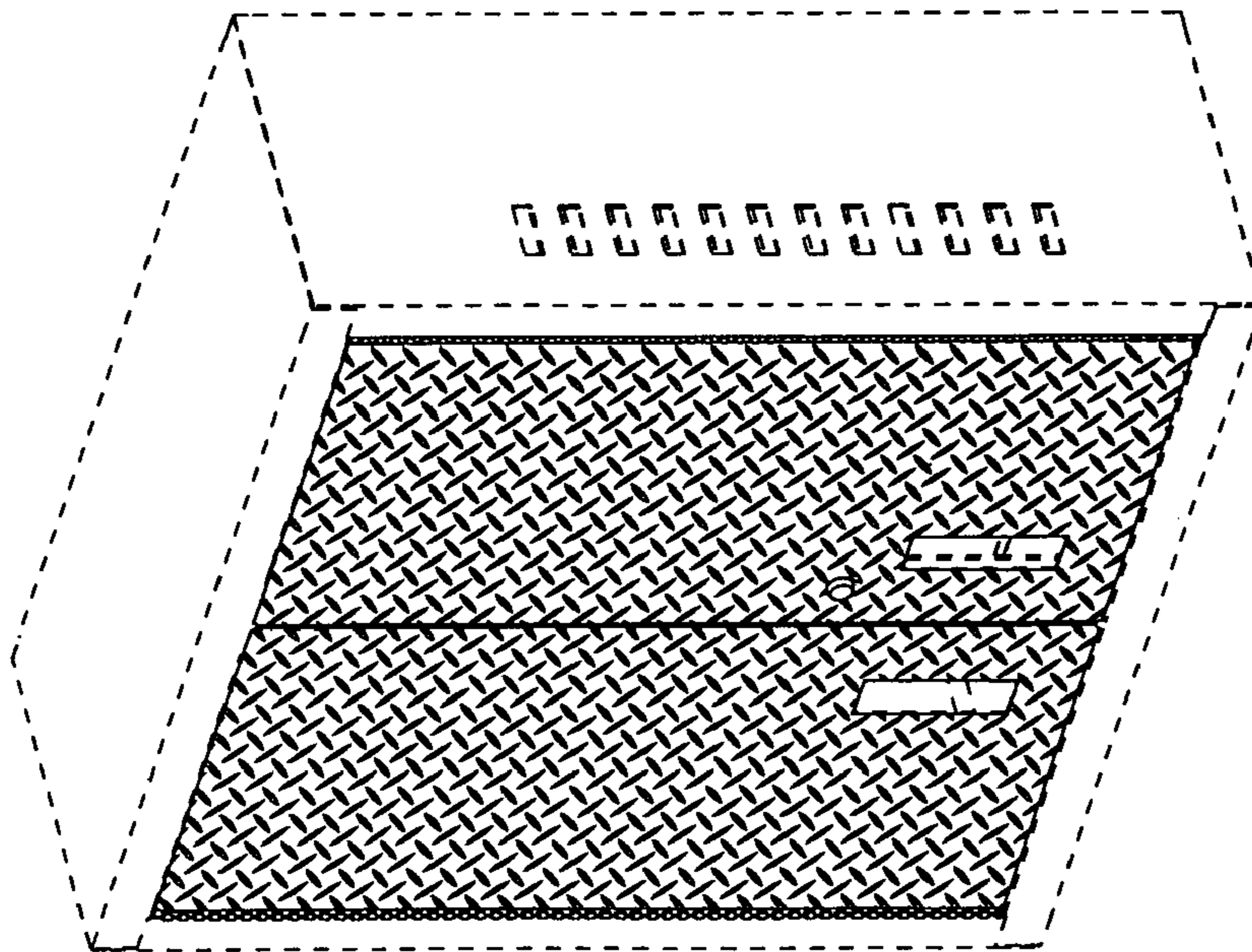


Fig. 1

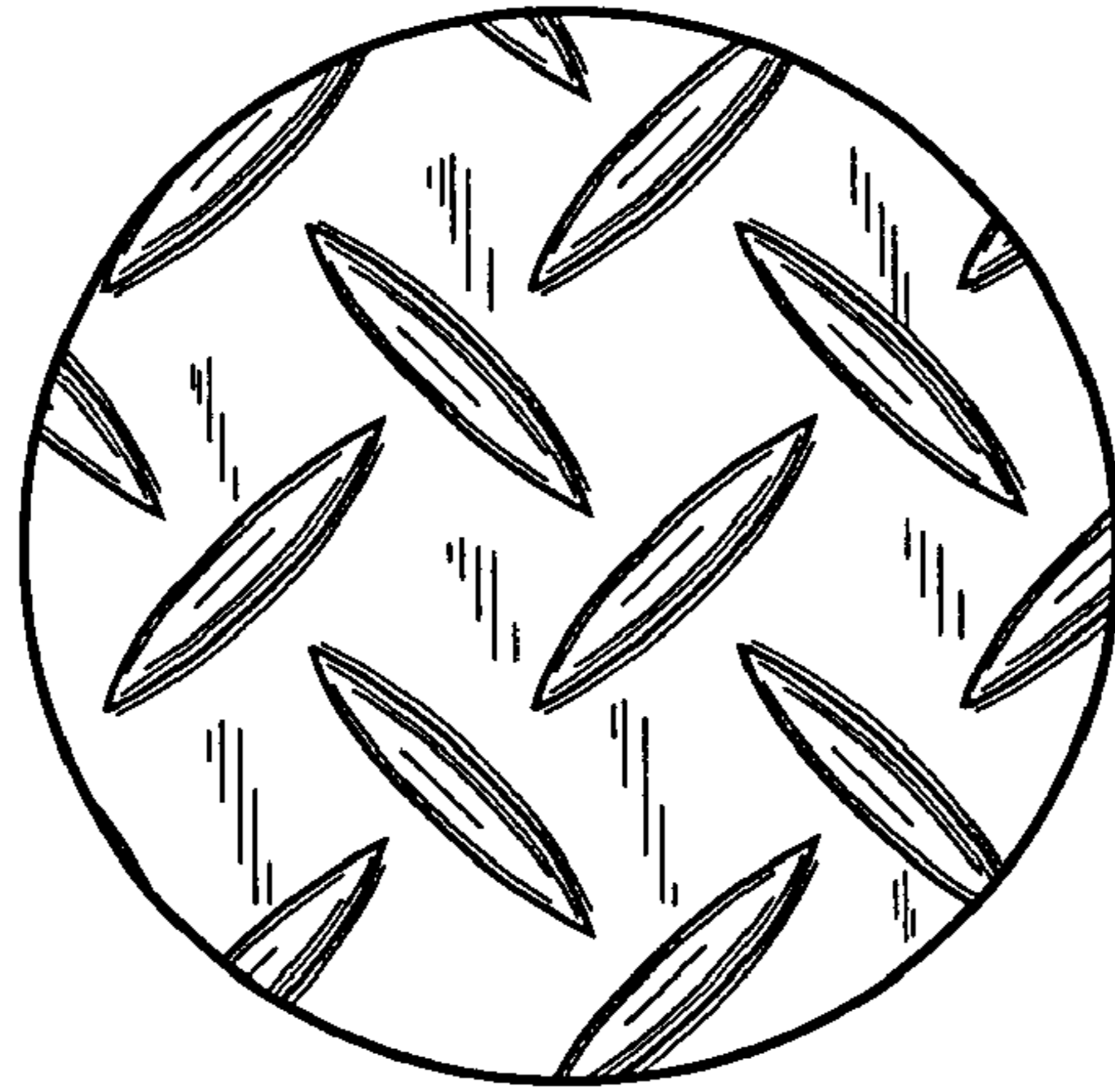


Fig. 3

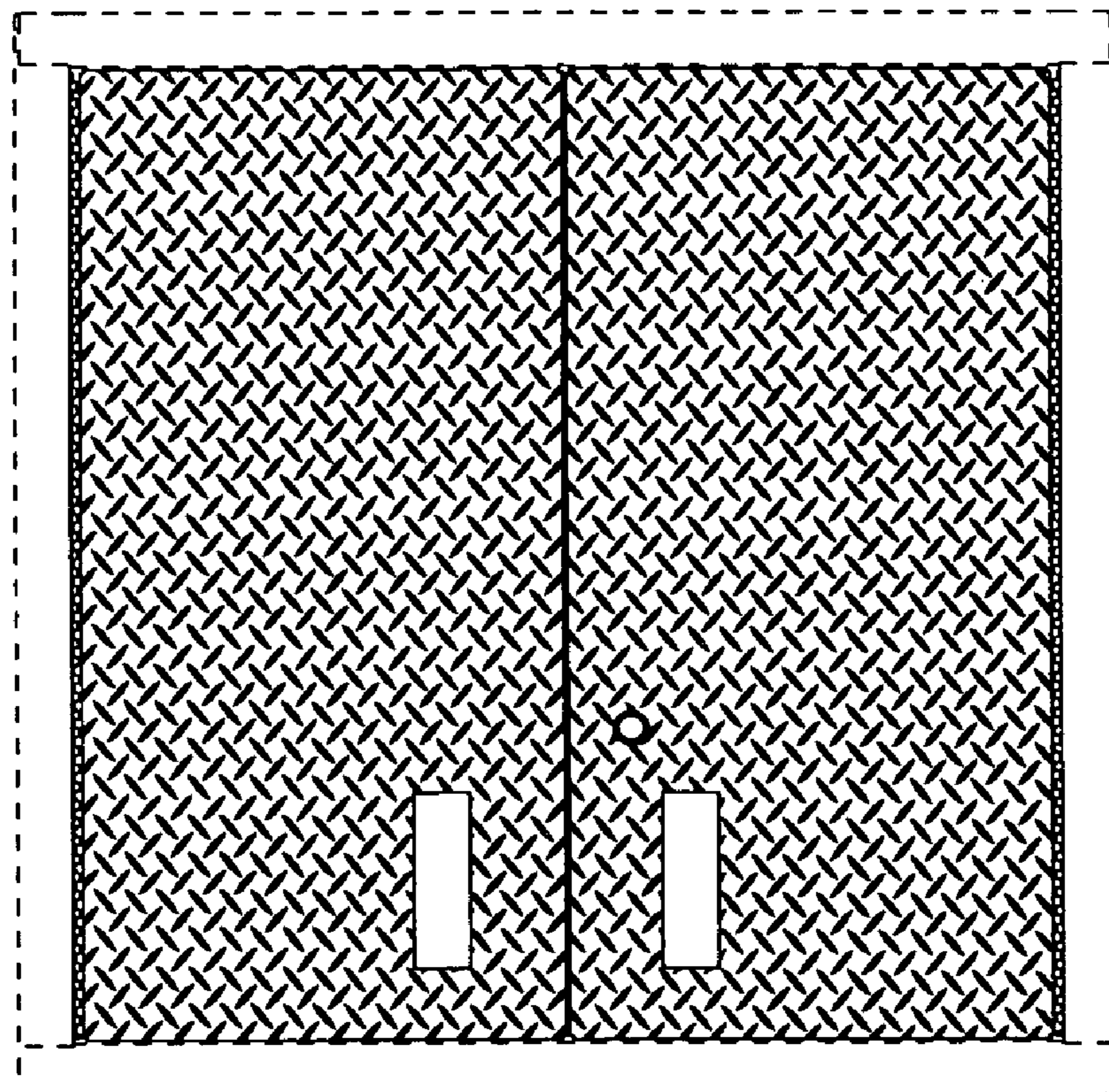


Fig. 2

UNITED STATES PATENT AND TRADEMARK OFFICE
CERTIFICATE OF CORRECTION

PATENT NO. : Des. 550,012 S
APPLICATION NO. : 29/234898
DATED : September 4, 2007
INVENTOR(S) : Duane A. Schmidt et al.

Page 1 of 1

It is certified that error appears in the above-identified patent and that said Letters Patent is hereby corrected as shown below:

Title page, column 1, item 62, under "Related U.S. Application Data", add the following to the end of the sentence: --; which is a division of design application 29/210,767 filed on August 5, 2004, now Pat. No. Des. 510,832; which is a division of design application 29/173,466 filed on December 30, 2002, now Pat. No. Des. 495,912--.

Signed and Sealed this

Eleventh Day of November, 2008

A handwritten signature in black ink that reads "Jon W. Dudas". The signature is written in a cursive style with a large, stylized initial "J" and "D".

JON W. DUDAS

Director of the United States Patent and Trademark Office