



US00D549988S

(12) **United States Design Patent**
Domack et al.

(10) **Patent No.:** **US D549,988 S**
(45) **Date of Patent:** **** Sep. 4, 2007**

(54) **DRESSER**

D502,615 S 3/2005 Mohundro
D530,539 S * 10/2006 Schmitt D6/441
D534,739 S * 1/2007 Everson et al. D6/446

(75) Inventors: **Randy D. Domack**, Trempealeau, WI
(US); **Terry A. Everson**, Blair, WI
(US)

* cited by examiner

(73) Assignee: **Ashley Furniture Industries, Inc.**,
Arcadia, WI (US)

Primary Examiner—Cathron C Brooks
(74) *Attorney, Agent, or Firm*—Patterson, Thuente, Skaar &
Christensen, P.A.

(**) Term: **14 Years**

(57) **CLAIM**

(21) Appl. No.: **29/255,802**

We claim the ornamental design for dresser, as shown and described.

(22) Filed: **Mar. 13, 2006**

(51) **LOC (8) Cl.** **06-04**

(52) **U.S. Cl.** **D6/441**

(58) **Field of Classification Search** D6/434,
D6/435, 441, 444-446; 312/204, 224, 238
See application file for complete search history.

DESCRIPTION

FIG. 1 is a perspective view of a dresser according to an embodiment of the invention.

FIG. 2 is a side view of a dresser according to an embodiment of the invention, the opposite side being a mirror-image thereto; and,

FIG. 3 is a top view of a dresser according to an embodiment of the invention.


The dashed lines showing knobs are for illustrative purposes only and form no part of the claimed design.

(56) **References Cited**

U.S. PATENT DOCUMENTS

D158,431 S * 5/1950 Bevelacqua D6/446
D401,082 S 11/1998 O'Hare
D440,073 S 4/2001 Cain
D448,205 S * 9/2001 O'Hare et al. D6/446
D465,104 S 11/2002 Cain

1 Claim, 2 Drawing Sheets



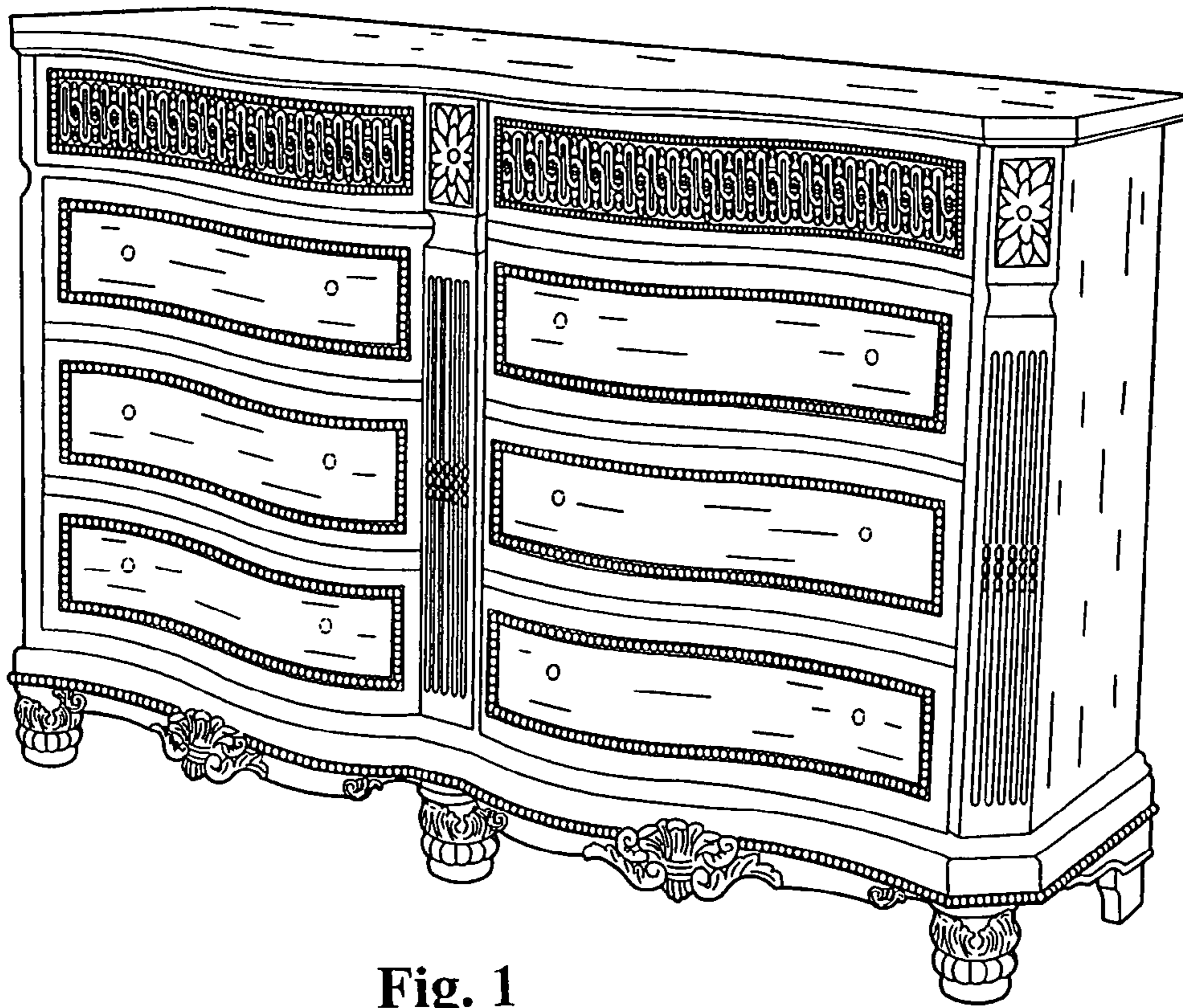


Fig. 1

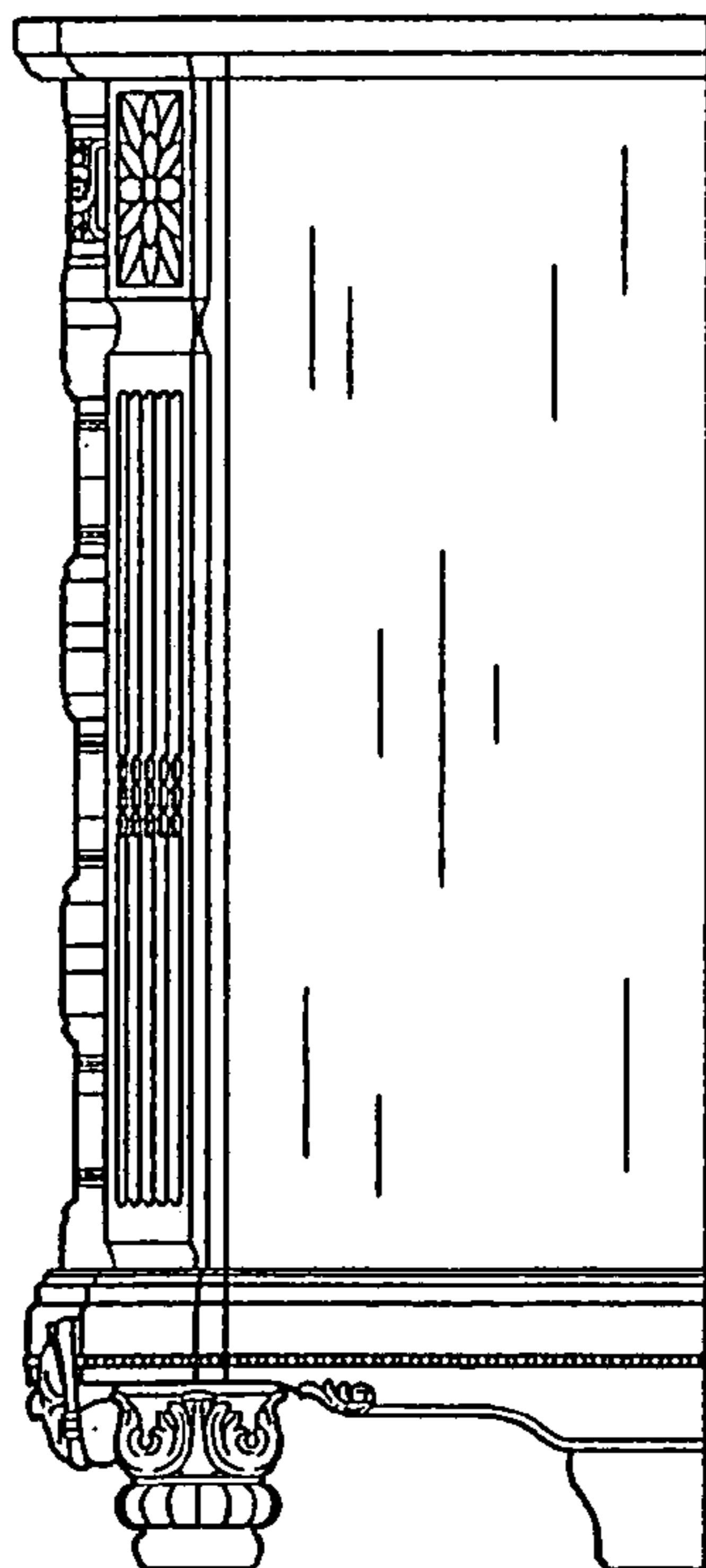


Fig. 2

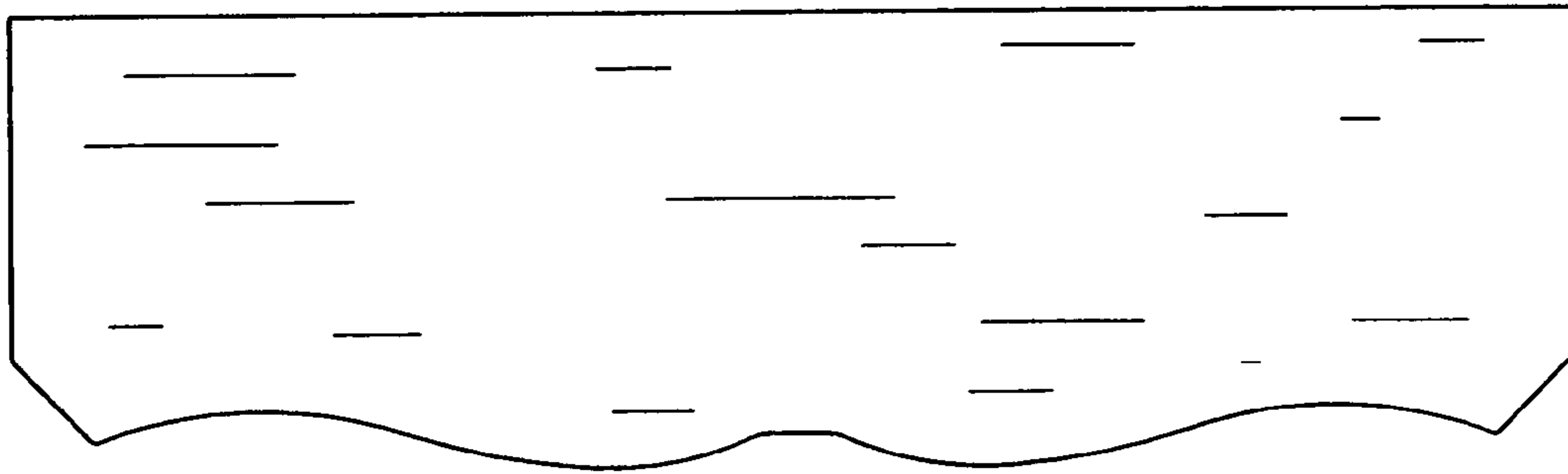


Fig. 3