

US00D549987S

(12) **United States Design Patent**
Kutaragi

(10) **Patent No.:** **US D549,987 S**

(45) **Date of Patent:** **** Sep. 4, 2007**

(54) **PORTABLE CASE**

D506,066 S * 6/2005 Nieves D3/299
D524,051 S * 7/2006 Krueger D3/303

(75) Inventor: **Ken Kutaragi**, Tokyo (JP)

FOREIGN PATENT DOCUMENTS

(73) Assignee: **Sony Computer Entertainment Inc.**,
Tokyo (JP)

AU 142004 S * 10/2000
AU 142005 S * 10/2000
GB 3011617 4/2003
JP 811218 12/1990
JP 1041671 4/1999
JP 1041671-1 4/1999

(**) Term: **14 Years**

(21) Appl. No.: **29/239,310**

* cited by examiner

(22) Filed: **Sep. 29, 2005**

(30) **Foreign Application Priority Data**

Primary Examiner—Ian Simmons

Assistant Examiner—Charles Hanson

Apr. 15, 2005 (JP) D2005-011340

(74) *Attorney, Agent, or Firm*—Rader, Fishman & Grauer
PLLC

(51) **LOC (8) Cl.** **06-01**

(52) **U.S. Cl.** **D6/407; D6/638**

(58) **Field of Classification Search** D6/407,
D6/626-635; D3/273, 294, 295, 299-301,
D3/303; 206/209, 310-313, 751; 211/40,
211/41.1, 41.12; D9/420

(57) **CLAIM**

See application file for complete search history.

The ornamental design for a portable case, as shown and described.

DESCRIPTION

(56) **References Cited**

FIG. 1 is a perspective view of a portable case showing my new design;

U.S. PATENT DOCUMENTS

FIG. 2 is a rear elevational view thereof;

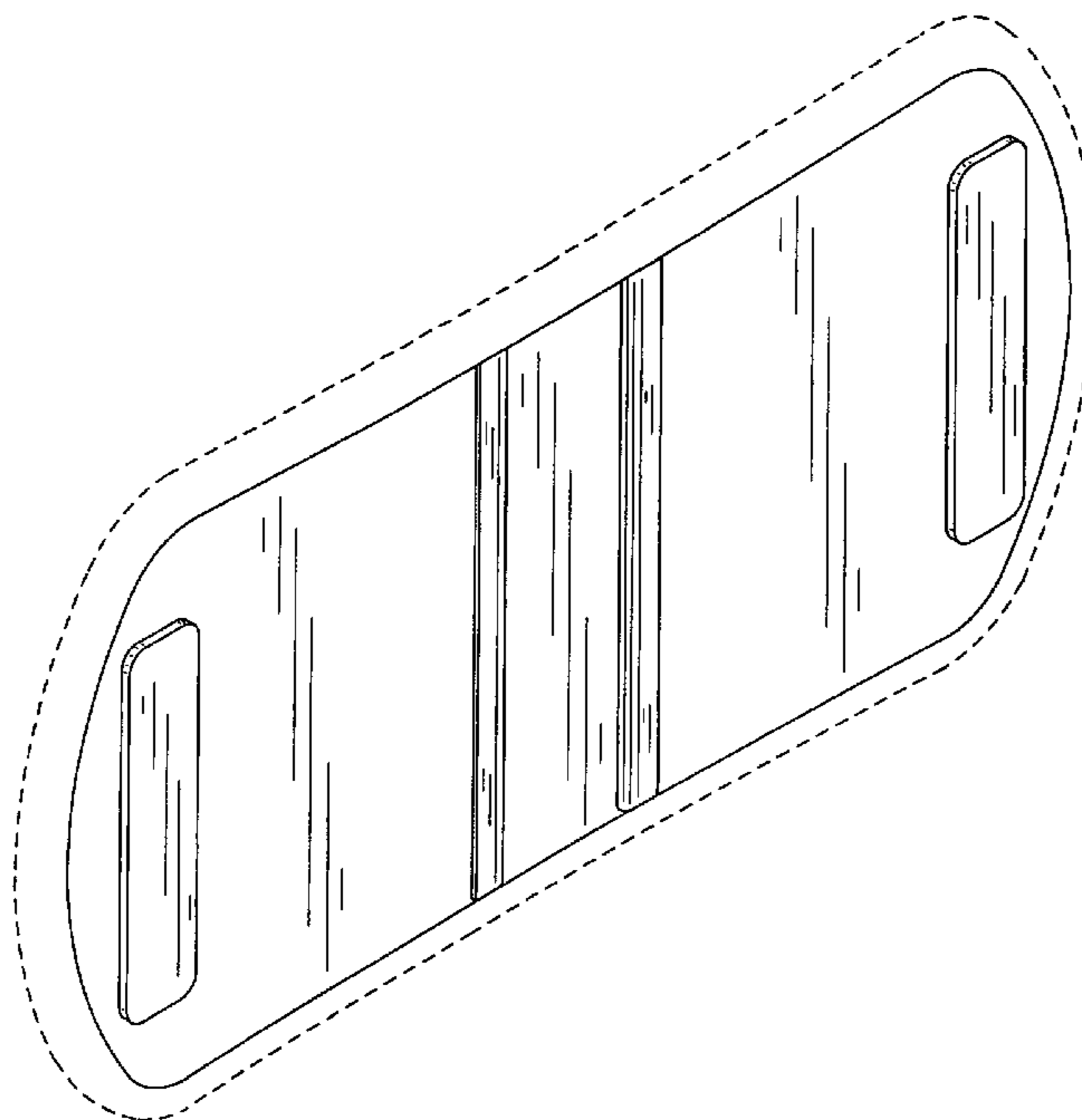
D105,209 S * 7/1937 Disch D3/299
4,566,590 A * 1/1986 Manning et al. 206/232
D304,781 S * 11/1989 Hanson D6/629
D340,355 S * 10/1993 Little D3/247
D348,542 S * 7/1994 Cannella D28/38
D372,623 S * 8/1996 Alves et al. D6/630
D396,951 S * 8/1998 Huber D3/299
D399,058 S * 10/1998 Wyant D3/303
D438,008 S * 2/2001 Snider D3/299
D460,261 S 7/2002 Fair

FIG. 3 is a right side elevational view thereof, the left elevational view being a mirror image thereof; and,

FIG. 4 is a top plan view thereof, the bottom plan view being a mirror image thereof.

The broken lines depicted in FIGS. 1-4 form no part of the claimed design.

1 Claim, 4 Drawing Sheets



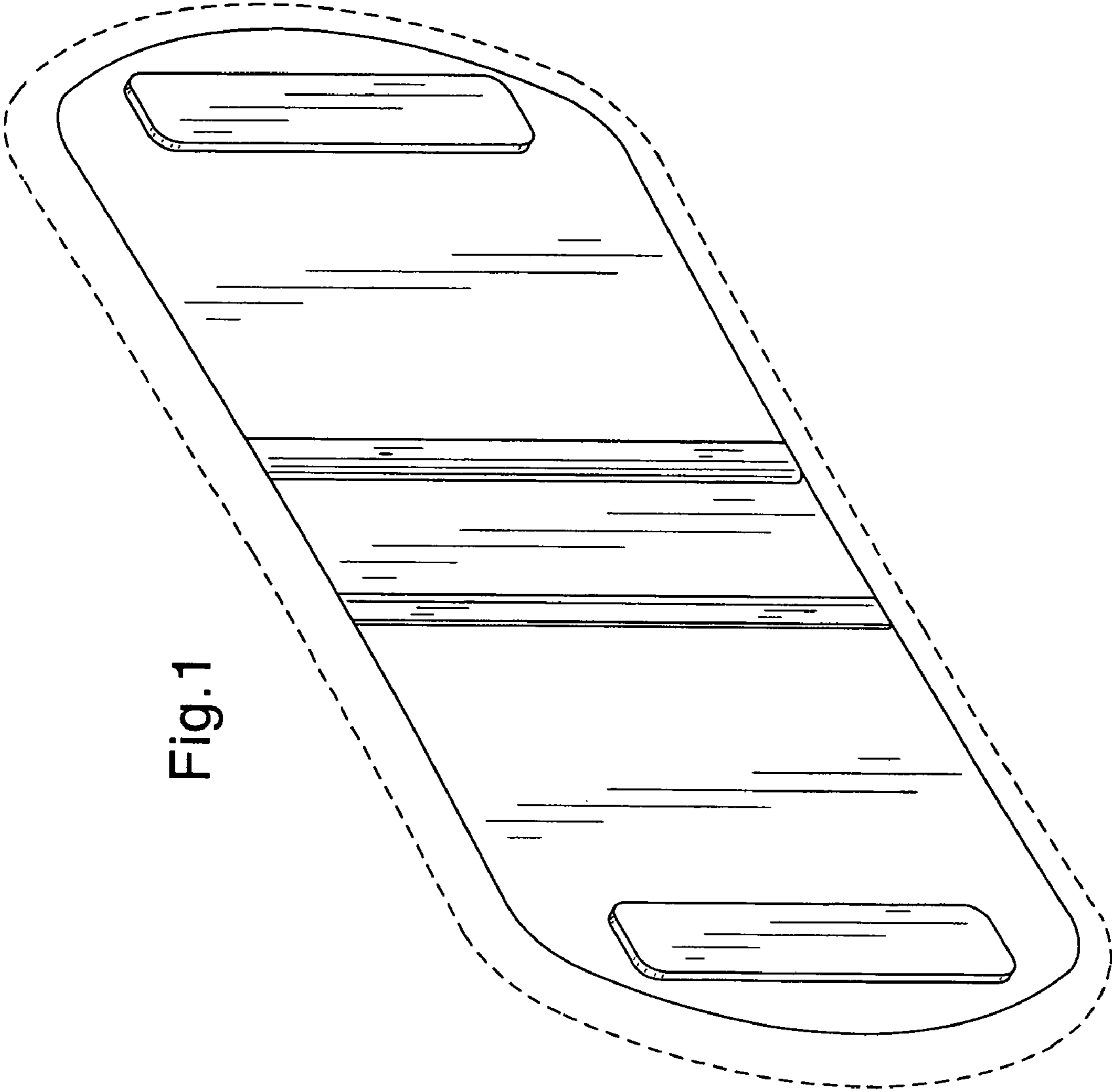


Fig.1

Fig.2




Fig. 3




Fig.4

