



US00D549986S

(12) **United States Design Patent**  
**Kutaragi**

(10) **Patent No.:** **US D549,986 S**

(45) **Date of Patent:** **\*\* Sep. 4, 2007**

(54) **PORTABLE CASE**

D460,261 S 7/2002 Fair  
D506,066 S \* 6/2005 Nieves ..... D3/299  
D524,051 S \* 7/2006 Krueger ..... D3/303

(75) Inventor: **Ken Kutaragi**, Tokyo (JP)

(73) Assignee: **Sony Computer Entertainment Inc.**,  
Tokyo (JP)

(\*\*) Term: **14 Years**

(21) Appl. No.: **29/239,309**

(22) Filed: **Sep. 29, 2005**

(30) **Foreign Application Priority Data**

Apr. 15, 2005 (JP) ..... D2005-011340

(51) **LOC (8) Cl.** ..... **06-01**

(52) **U.S. Cl.** ..... **D6/407; D6/629**

(58) **Field of Classification Search** ..... D6/407,  
D6/626-635; D3/273, 294, 295, 299-301,  
D3/303; 206/209, 310-313, 751; 211/40,  
211/41.1, 41.12; D9/420

See application file for complete search history.

(56) **References Cited**

**U.S. PATENT DOCUMENTS**

D105,209 S \* 7/1937 Disch ..... D3/299  
4,566,590 A \* 1/1986 Manning et al. .... 206/232  
D304,781 S \* 11/1989 Hanson ..... D6/629  
D340,355 S \* 10/1993 Little ..... D3/247  
D348,542 S \* 7/1994 Cannella ..... D28/38  
D372,623 S \* 8/1996 Alves et al. .... D6/630  
D396,951 S \* 8/1998 Huber ..... D3/299  
D399,058 S \* 10/1998 Wyant ..... D3/303  
D438,008 S \* 2/2001 Snider ..... D3/299

**FOREIGN PATENT DOCUMENTS**

AU 142004 S \* 10/2000  
AU 142005 S \* 10/2000  
GB 3011617 4/2003  
JP 811218 12/1990  
JP 1041671 4/1999  
JP 1041671-1 4/1999

\* cited by examiner

*Primary Examiner*—Ian Simmons

*Assistant Examiner*—Charles Hanson

(74) *Attorney, Agent, or Firm*—Rader, Fishman & Grauer  
PLLC

(57) **CLAIM**

The ornamental design for a portable case, as shown and described.

**DESCRIPTION**

FIG. 1 is a perspective view of a portable case showing my new design;

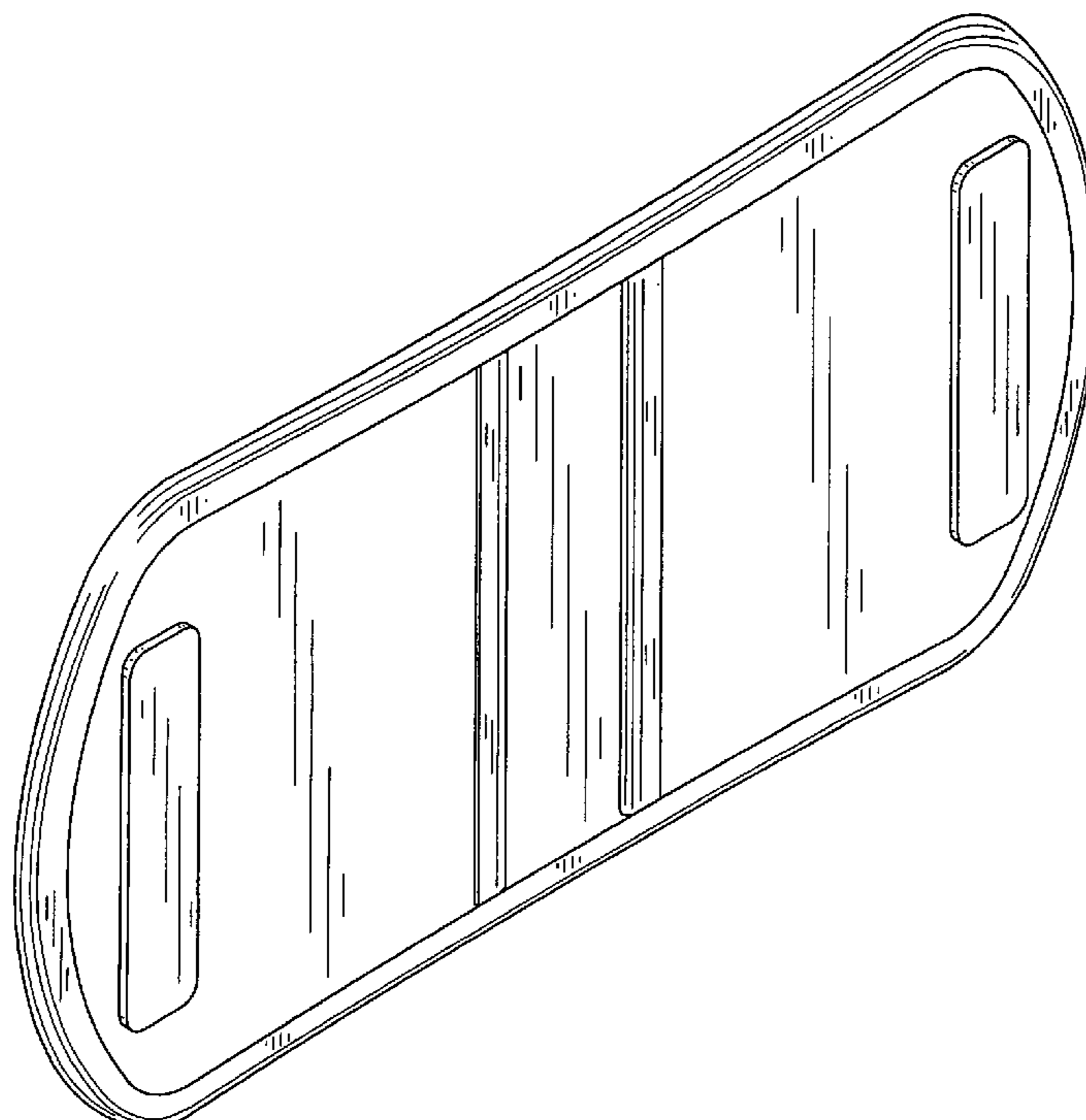
FIG. 2 is a front elevational view thereof;

FIG. 3 is a rear elevational view thereof;

FIG. 4 is a right side elevational view thereof, the left elevational view being a mirror image thereof; and,

FIG. 5 is a top plan view thereof, the bottom plan view being a mirror image thereof.

**1 Claim, 5 Drawing Sheets**



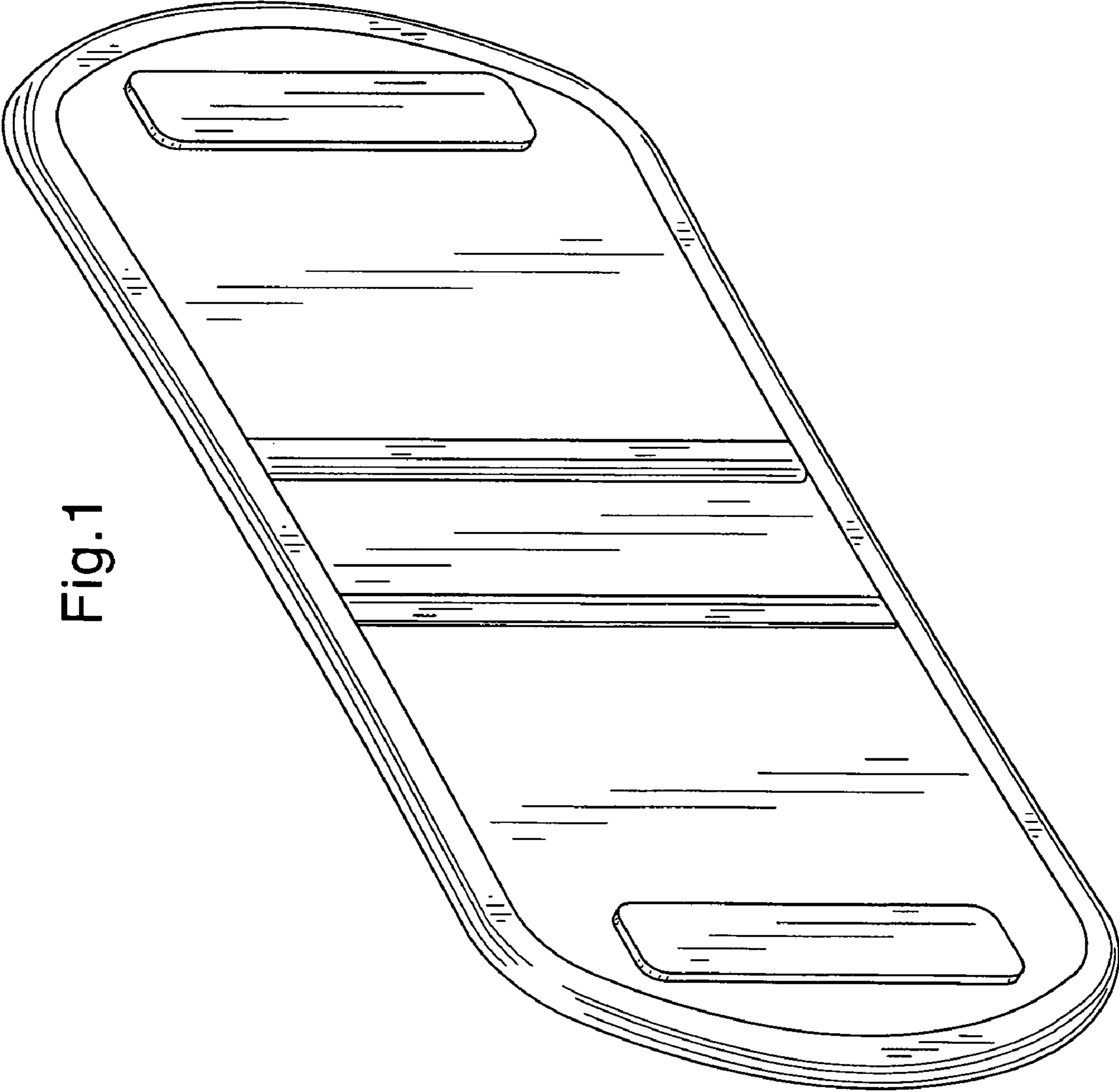


Fig.1

Fig. 2


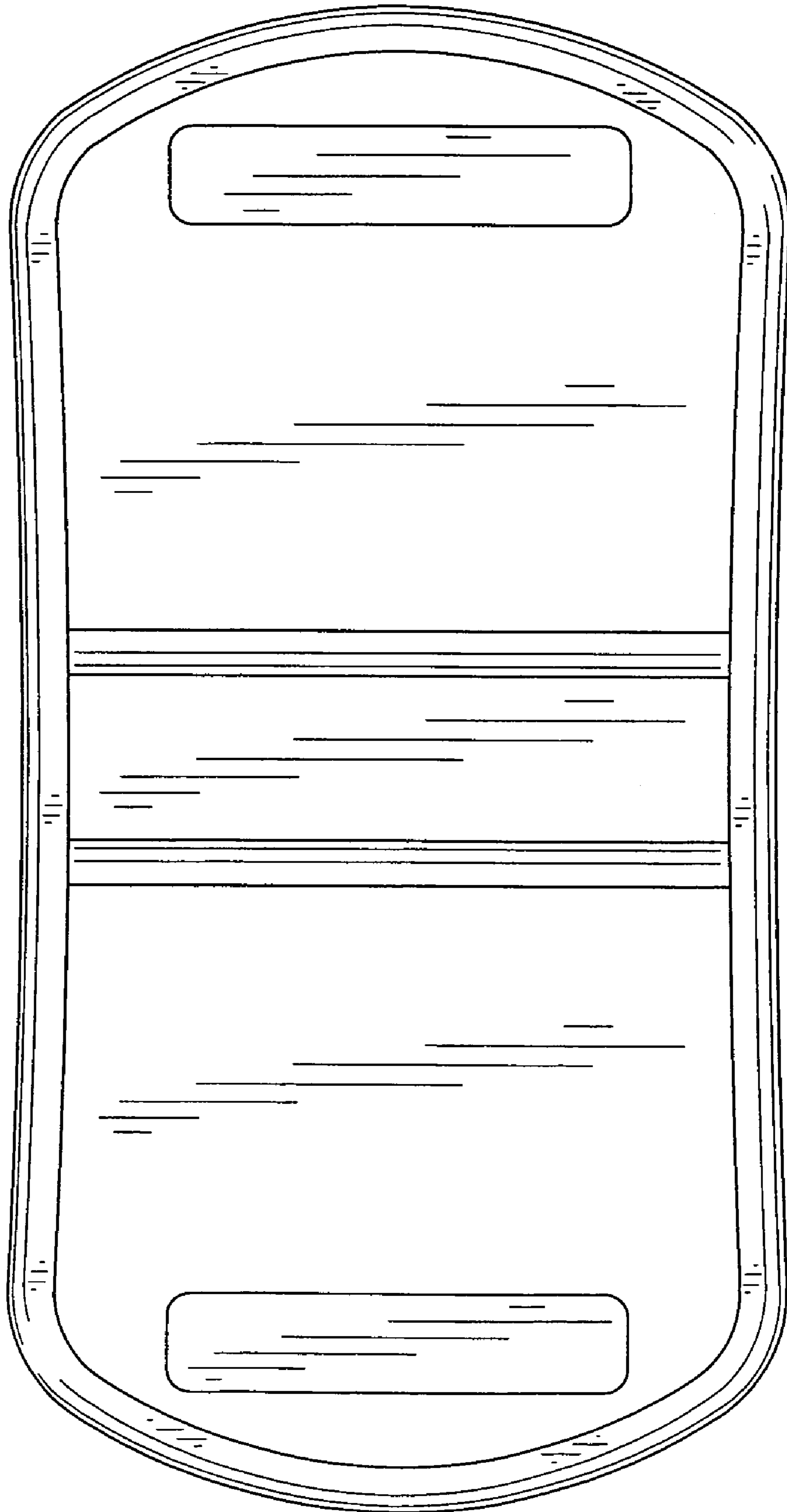


Fig.3



# Fig. 4



Fig. 5

