

US00D549971S

(12) **United States Design Patent**
Jourdan

(10) **Patent No.:** **US D549,971 S**

(45) **Date of Patent:** **** Sep. 4, 2007**

(54) **SEAT**

(75) Inventor: **Eric Jourdan**, Paris (FR)

(73) Assignee: **Roset S.A.** (FR)

(**) Term: **14 Years**

(21) Appl. No.: **29/268,931**

(22) Filed: **Nov. 16, 2006**

(30) **Foreign Application Priority Data**

Jul. 3, 2006 (EP) 000 559 992-001

(51) **LOC (8) Cl.** **06-01**

(52) **U.S. Cl.** **D6/344; D6/375**

(58) **Field of Classification Search** D6/334-336,
D6/344, 346, 348, 360, 364, 371, 373, 374,
D6/375, 379, 380, 500-502; 297/411.41,
297/445.1, 452.48, 258.1, 261.1, 263.1

See application file for complete search history.

(56) **References Cited**

U.S. PATENT DOCUMENTS

D173,390 S * 11/1954 Sherman D6/379
D183,287 S * 7/1958 Maurer D6/334
D213,190 S * 1/1969 Watari D6/334
D237,662 S * 11/1975 Subert D6/334
D244,163 S * 5/1977 Friedman D6/334

D264,403 S * 5/1982 Webb D6/334
D279,943 S * 8/1985 Ogg D6/375
D288,506 S * 3/1987 Ochsner D6/375
D425,318 S * 5/2000 Koncar D6/334

* cited by examiner

Primary Examiner—Mimosa De

(74) *Attorney, Agent, or Firm*—Cantor Colburn LLP

(57) **CLAIM**

I claim the ornamental design for a seat, as shown and described.

DESCRIPTION

FIG. 1 is a first front perspective view of a seat, showing my new design;

FIG. 2 is a second front perspective view thereof;

FIG. 3 is a front elevation view thereof;

FIG. 4 is a rear elevation view thereof;

FIG. 5 is a side elevation view thereof taken from the left of FIG. 3;

FIG. 6 is a side elevation view thereof taken from the right of FIG. 3;

FIG. 7 is a top plan view thereof; and,

FIG. 8 is a bottom plan view thereof.

1 Claim, 1 Drawing Sheet




FIGURE 1




FIGURE 2




FIGURE 5




FIGURE 6

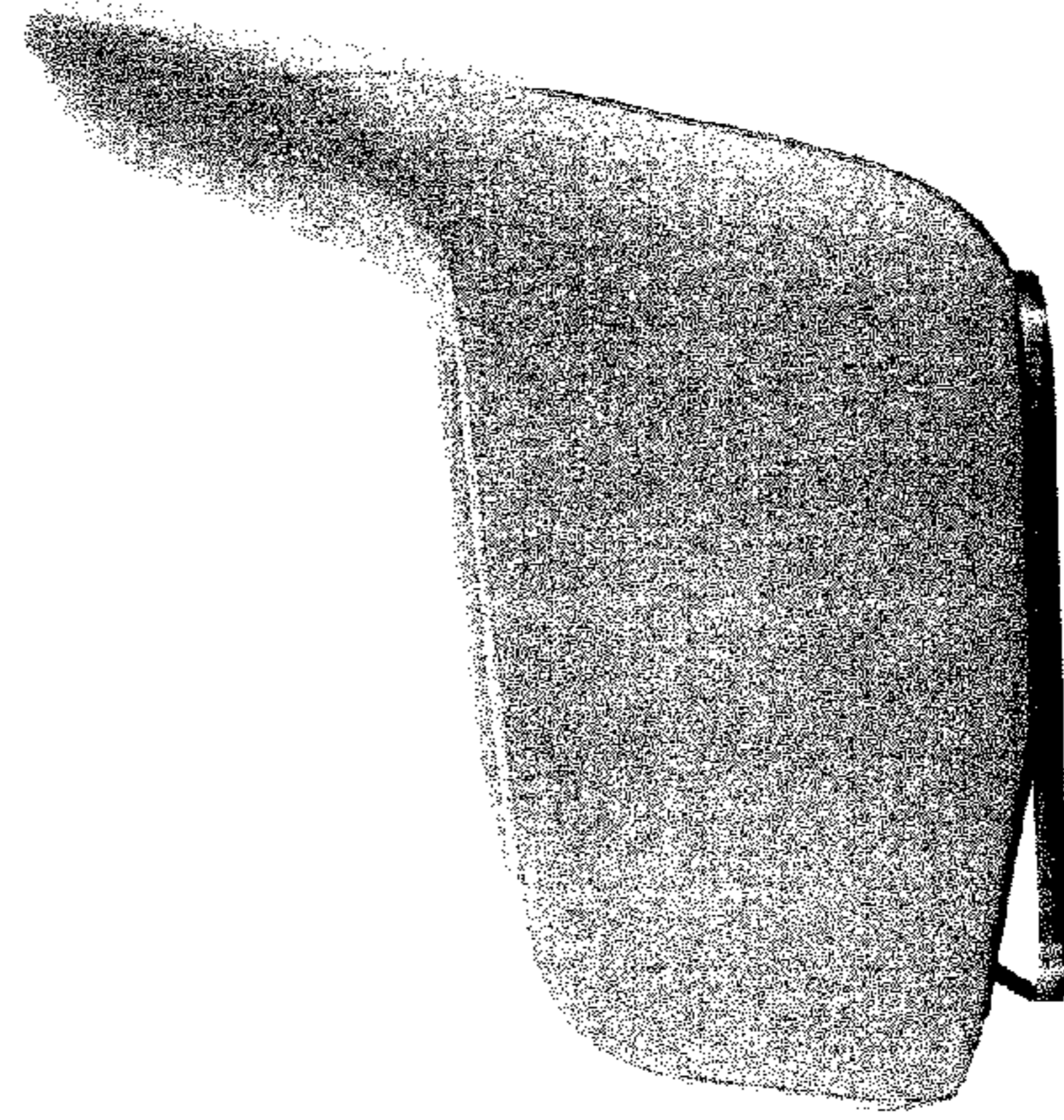


FIGURE 7




FIGURE 8

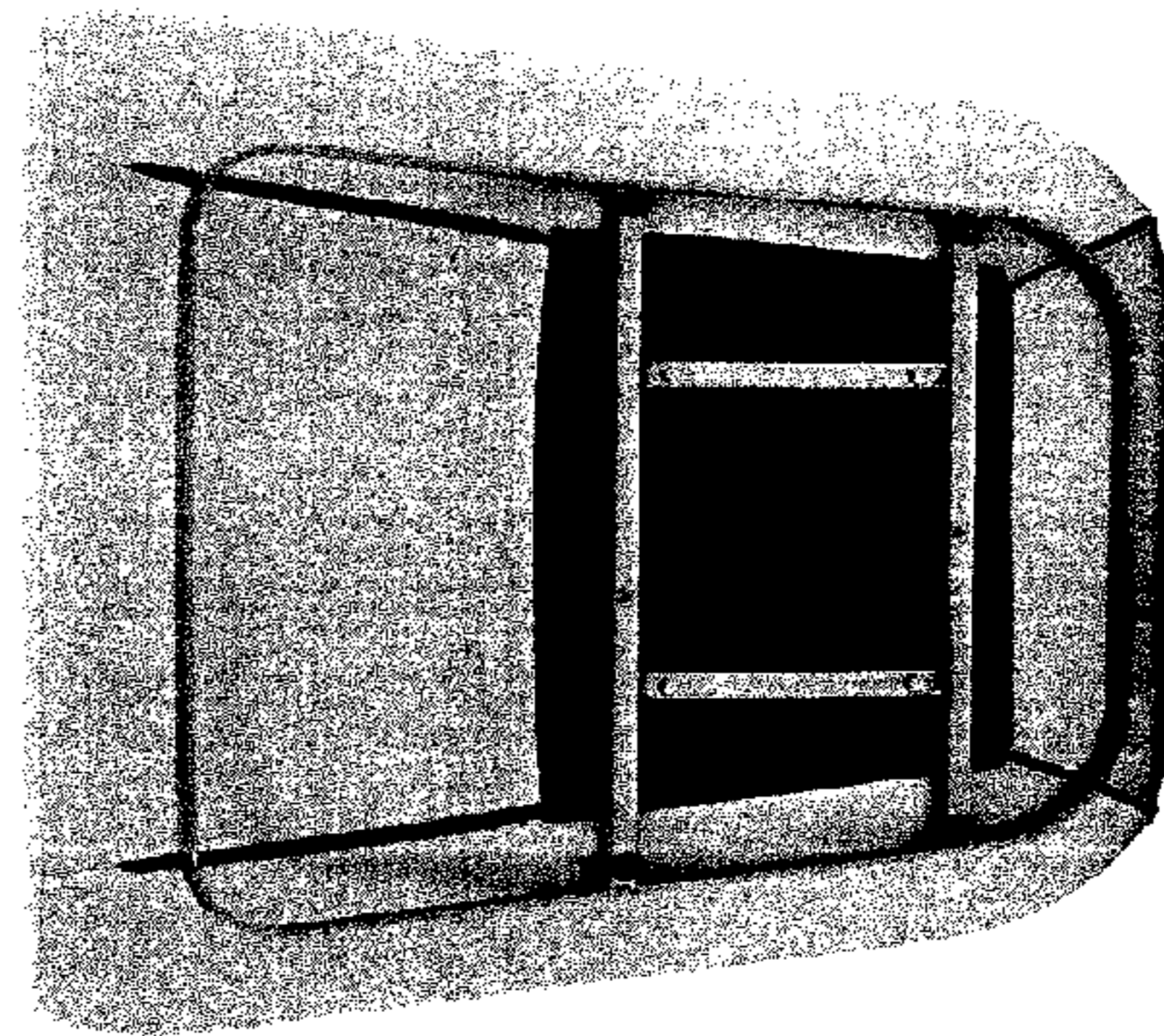


FIGURE 3

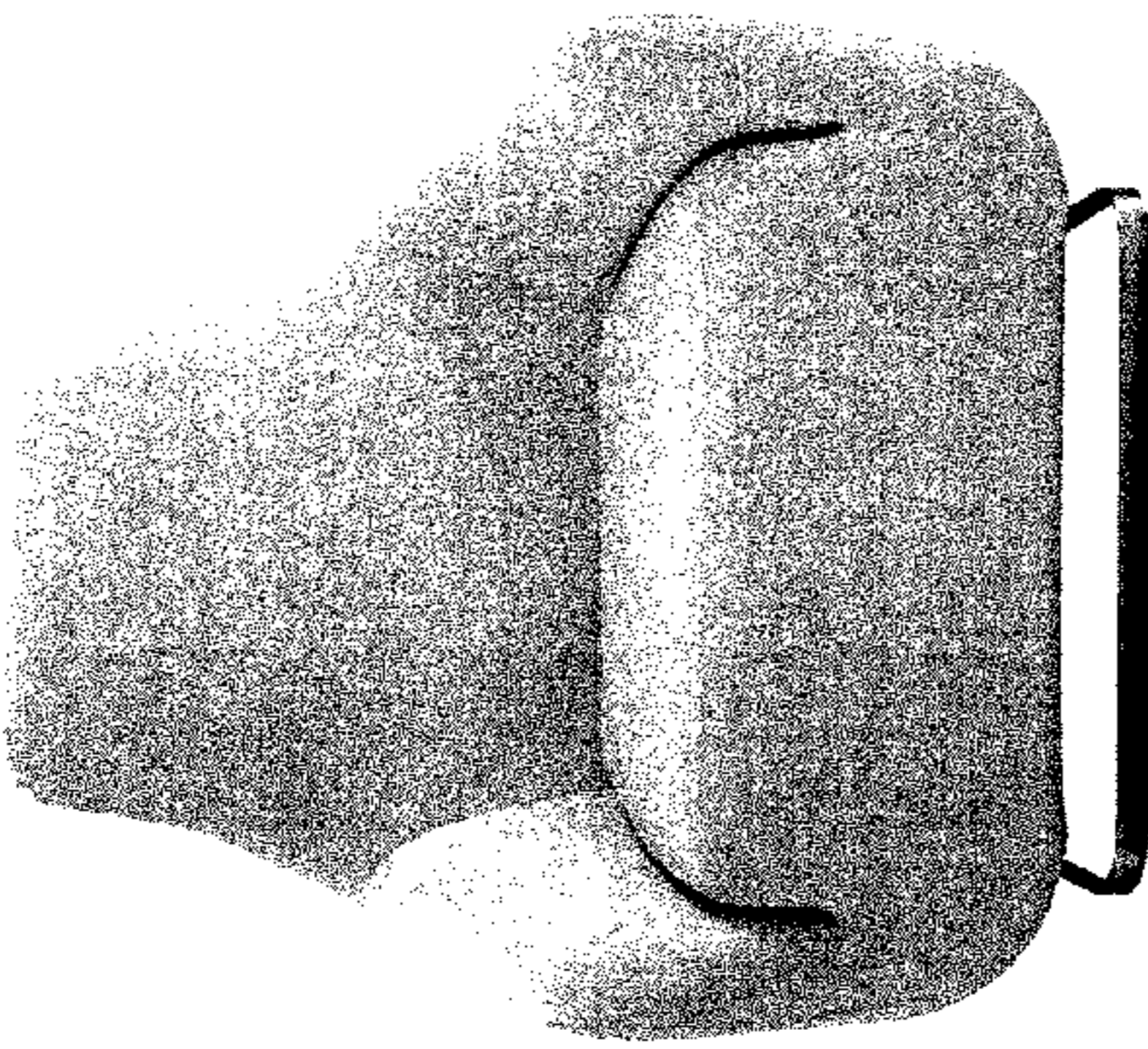


FIGURE 4

