

US00D549962S

(12) **United States Design Patent**
Clerici et al.

(10) **Patent No.:** **US D549,962 S**

(45) **Date of Patent:** **** Sep. 4, 2007**

(54) **PORTABLE ELECTRONIC EQUIPMENT CARRIER**

(75) Inventors: **Carlo Clerici**, Gallarate (IT); **Alberto Miramonti**, Busto Arsizio (IT)

(73) Assignee: **Sipi, S.r.l.**, Gallarate (Varese) (IT)

(**) Term: **14 Years**

(21) Appl. No.: **29/252,819**

(22) Filed: **Jan. 26, 2006**

(30) **Foreign Application Priority Data**

Jul. 26, 2005 (IT) MI2005O0123

(51) **LOC (8) Cl.** **03-01**

(52) **U.S. Cl.** **D3/315**

(58) **Field of Classification Search** D3/218,
D3/226, 315, 321, 201; 224/629, 633, 911,
224/912; 455/347; D18/14, 1.4; D14/300,
D14/902

See application file for complete search history.

(56) **References Cited**

U.S. PATENT DOCUMENTS

D282,482 S * 2/1986 Anderson D3/222
D381,664 S * 7/1997 Williams et al. D14/251
D405,256 S * 2/1999 Chacon et al. D3/218
D412,244 S * 7/1999 Miyahara D3/267

D416,025 S * 11/1999 Luminosu et al. D14/253
6,375,057 B1 * 4/2002 Gorchian 224/682
D479,502 S * 9/2003 Gagnon D12/417
D489,898 S * 5/2004 Oberhelman D3/254
D498,586 S * 11/2004 Perez-Duran D3/221
2006/0111076 A1 * 5/2006 Davie et al. 455/347

* cited by examiner

Primary Examiner—Louis S. Zarfes

Assistant Examiner—Anna Dworzecka

(74) *Attorney, Agent, or Firm*—Kirschstein, et al.

(57) **CLAIM**

The ornamental design for a portable electronic equipment carrier, as shown and described.

DESCRIPTION

FIG. 1 is a front elevational view of a portable electronic equipment carrier according to our new design;

FIG. 2 is a top plan view thereof;

FIG. 3 is a right side elevational view thereof;

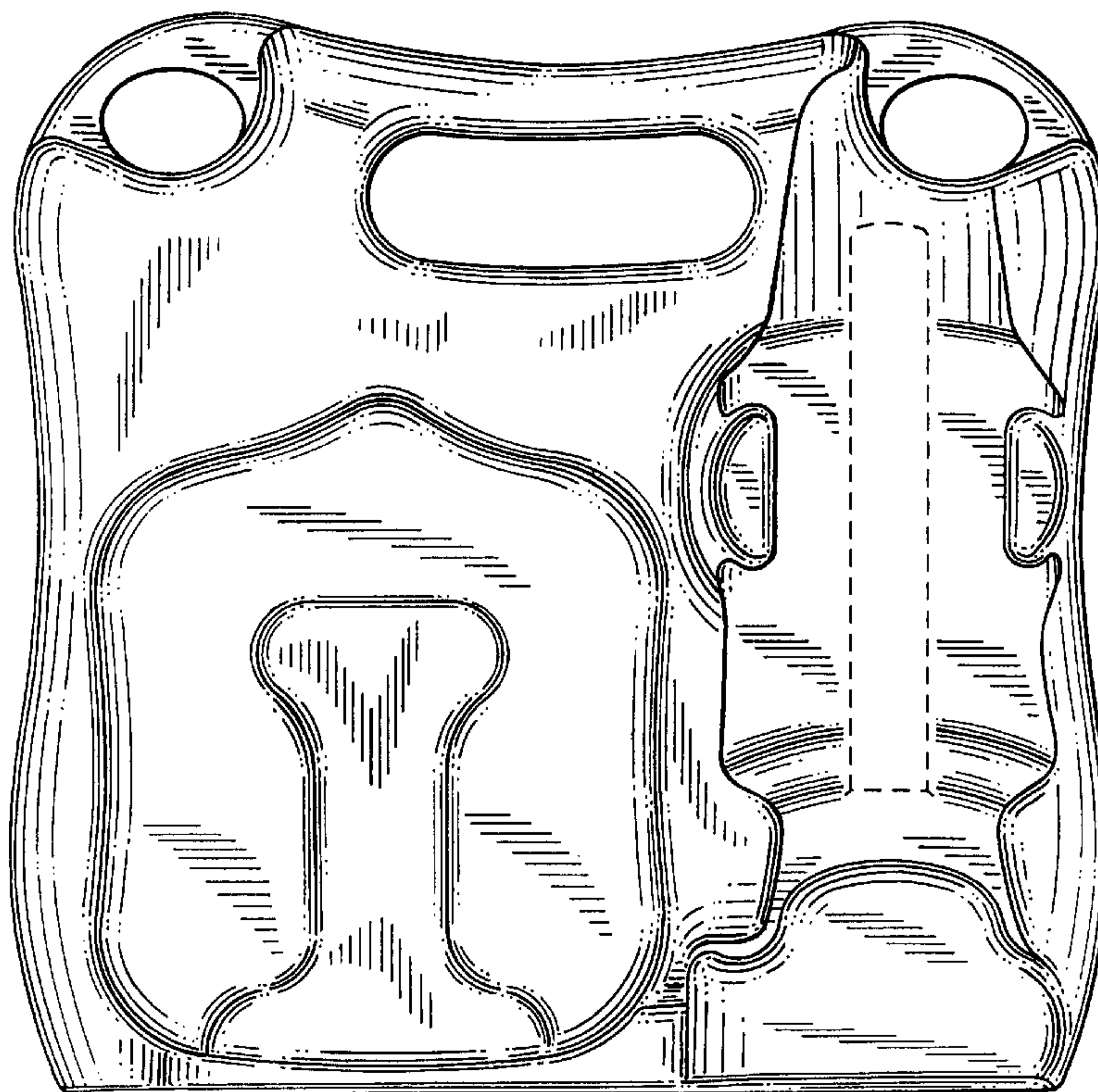
FIG. 4 is a left side elevational view thereof;

FIG. 5 is a rear elevational view thereof; and,

FIG. 6 is a bottom plan view thereof.

The broken line in FIG. 1 is included for the purpose of illustrating only and forms no part of the claimed design.

1 Claim, 4 Drawing Sheets



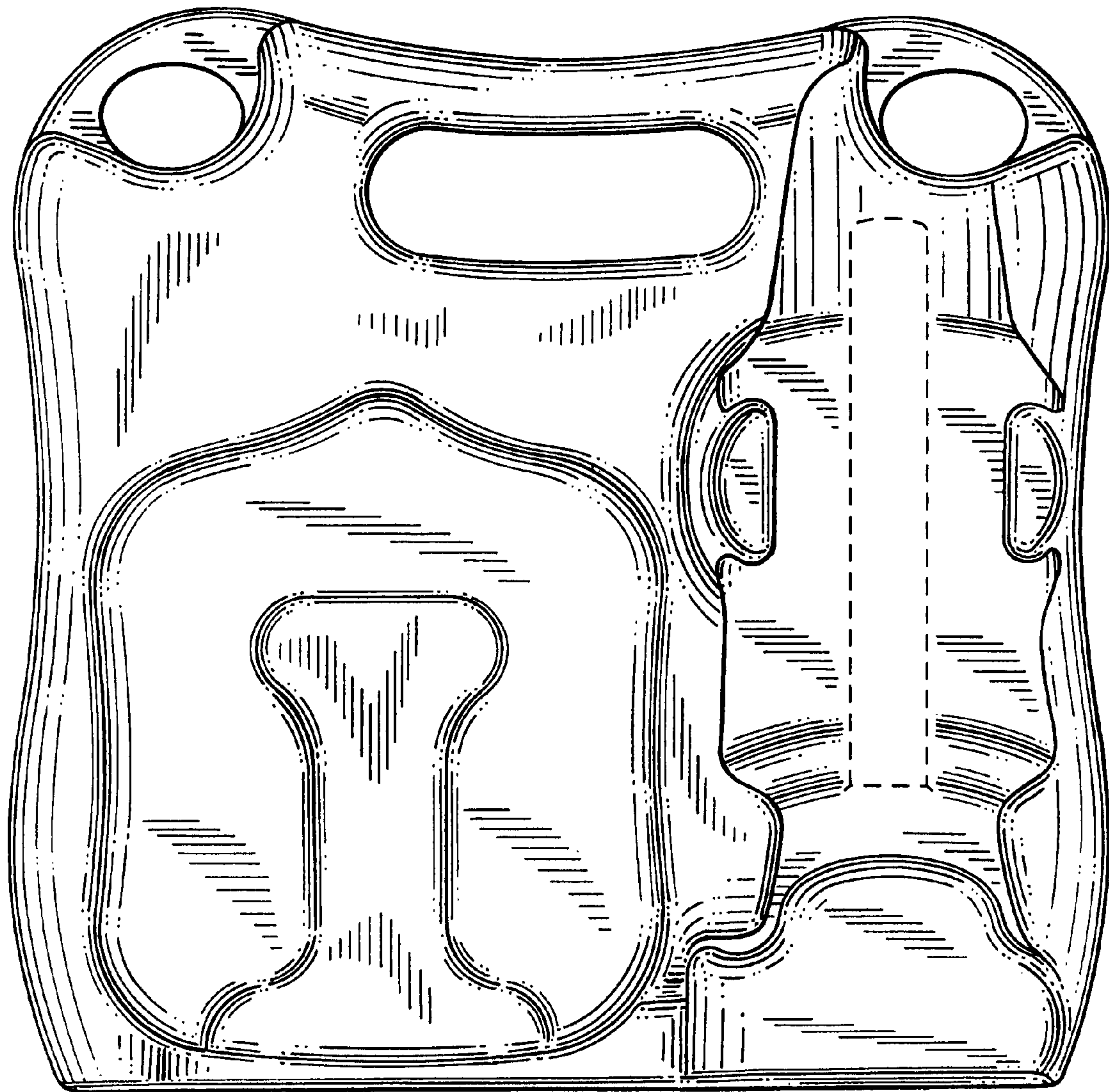


FIG. 1

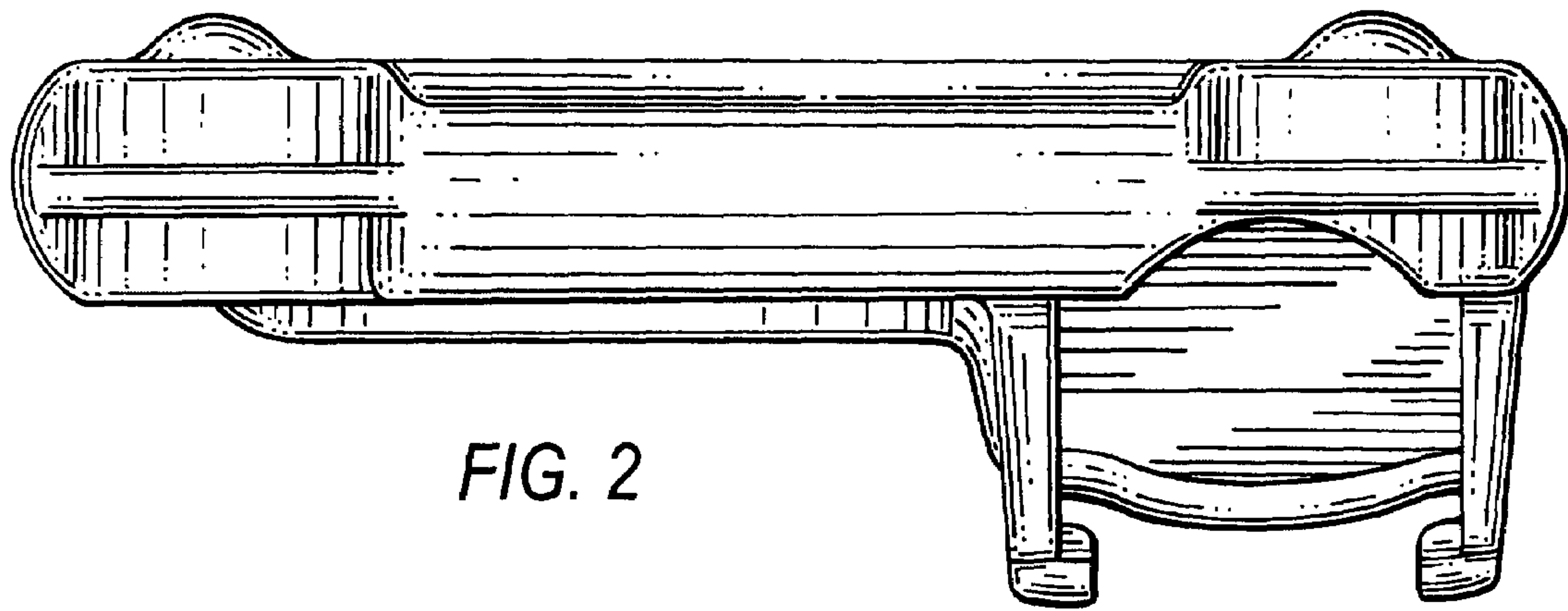


FIG. 2

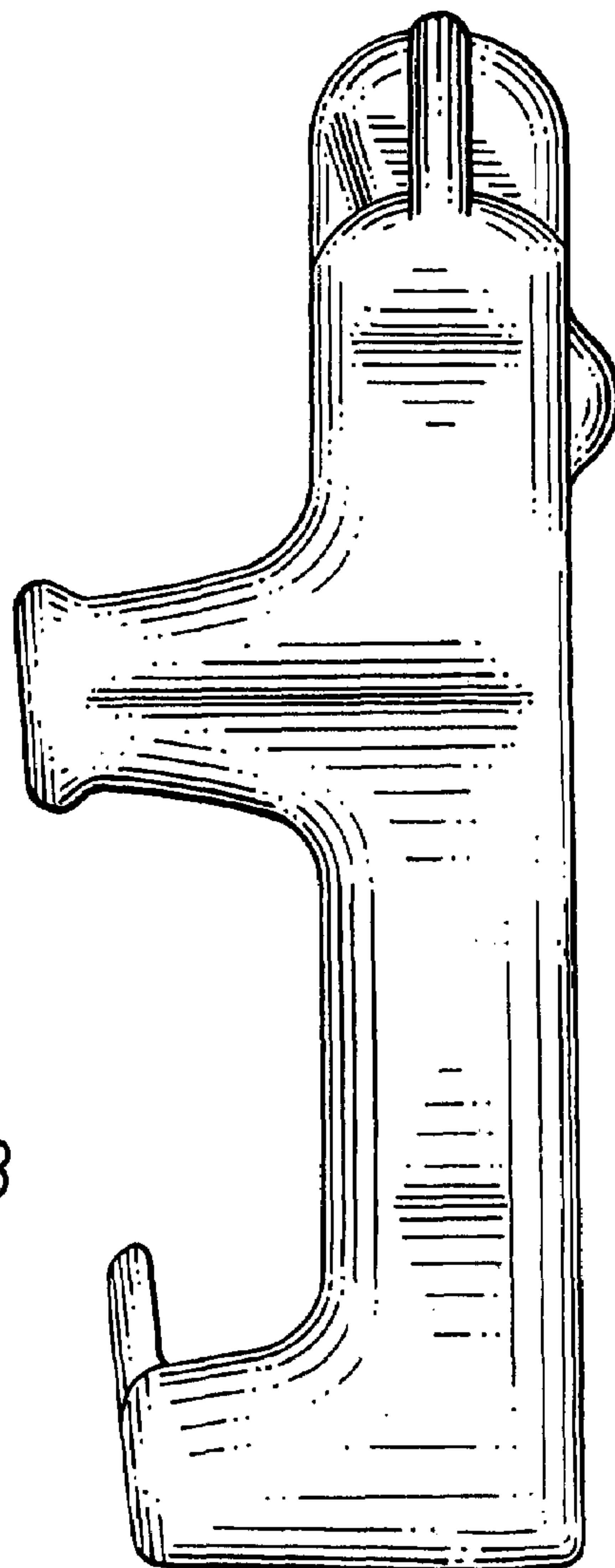


FIG. 3




FIG. 4

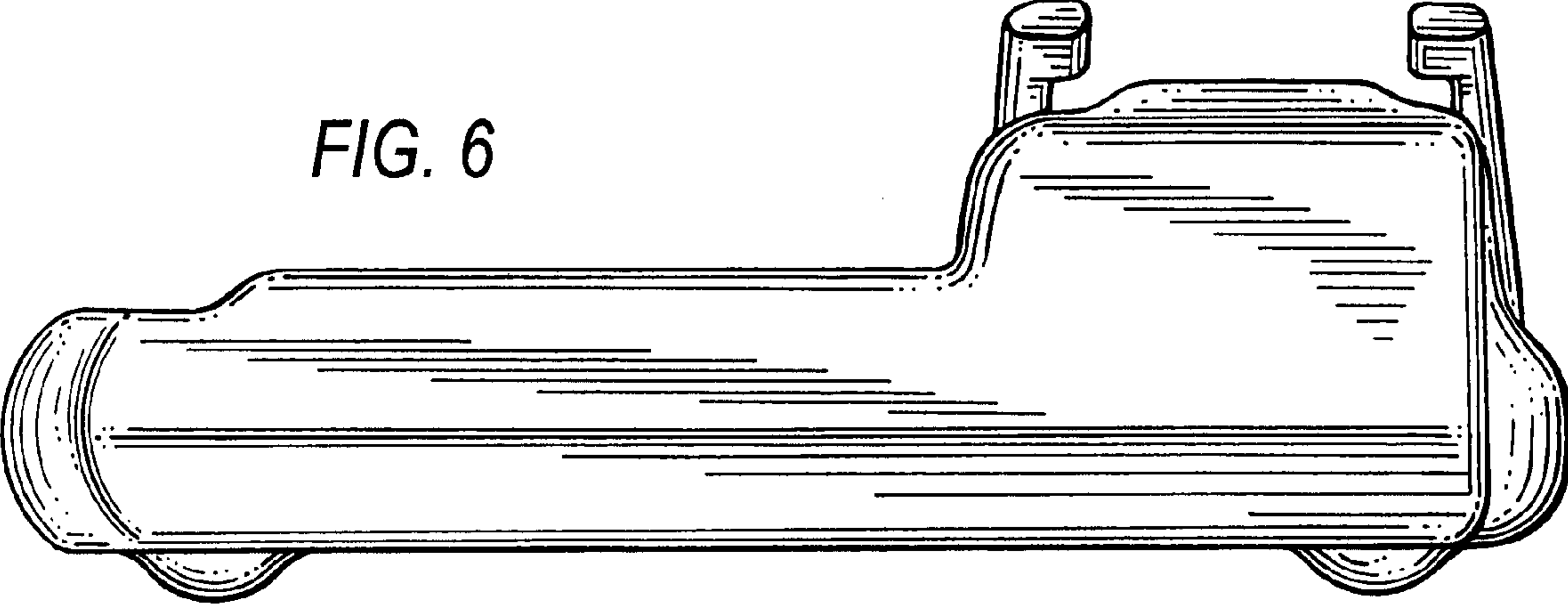


FIG. 6

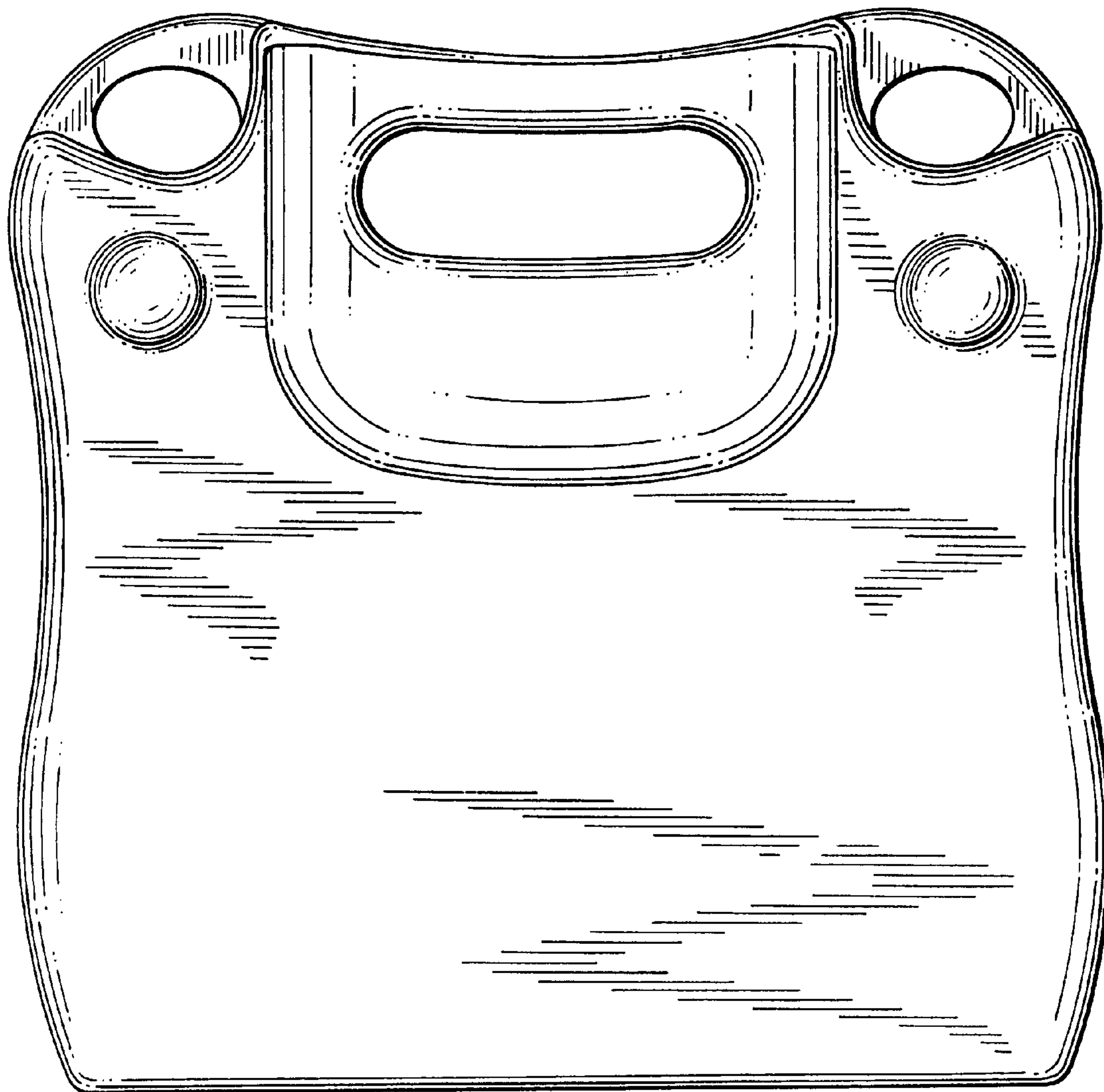


FIG. 5