

US00D549961S

(12) **United States Design Patent** (10) **Patent No.:** **US D549,961 S**
Green (45) **Date of Patent:** **** Sep. 4, 2007**

(54) **COMBINED STORAGE AND ACTIVITY CONTAINER**

D513,873 S * 1/2006 Bochno et al. D3/294
2005/0161357 A1 7/2005 Allan et al. 206/373

(75) Inventor: **Lisa Frank Green**, Tucson, AZ (US)

* cited by examiner

(73) Assignee: **Lisa Frank, Inc.**, Tucson, AZ (US)

Primary Examiner—Gary D. Watson
Assistant Examiner—RoseLynne (Ulm) Cody

(**) Term: **14 Years**

(74) *Attorney, Agent, or Firm*—Hayes Soloway P.C.

(21) Appl. No.: **29/235,272**

(57) **CLAIM**

(22) Filed: **Jul. 29, 2005**

The ornamental design for a combined storage and activity container, as shown and described.

(51) **LOC (8) Cl.** **03-01**

(52) **U.S. Cl.** **D3/282; D3/294**

(58) **Field of Classification Search** D3/273–274,
D3/276, 282–283, 905; 206/349, 372–373,
206/376

DESCRIPTION

See application file for complete search history.

FIG. 1 is a top plan view of a combined storage and activity container showing my design, the broken line drawing of the clip portion being for illustrative purposes only and forming no part of the claimed design;

(56) **References Cited**

FIG. 2 is a bottom plan view thereof;

U.S. PATENT DOCUMENTS

FIG. 3 is a left side elevational view thereof, the right side being a mirror image thereof, the broken line drawing of the clip portion being for illustrative purposes only and forming no part of the claimed design;

4,836,783	A *	6/1989	Harper	434/87
5,111,918	A	5/1992	Bako et al.	190/18
D336,366	S *	6/1993	Slayton	D3/282
D337,658	S *	7/1993	Kaposvari	D3/294
D360,527	S *	7/1995	Corney et al.	D3/279
5,447,215	A *	9/1995	Volkmar et al.	190/11
5,460,102	A	10/1995	Pasmanick	108/43
5,626,226	A *	5/1997	Gardiner et al.	206/349
5,671,951	A	9/1997	Palmiter et al.	281/31
5,680,973	A	10/1997	Vulpitta et al.	224/153
6,030,274	A	2/2000	Kaplan	446/369
D434,562	S *	12/2000	Huang	D3/282
D439,019	S *	3/2001	Motosko	D28/83
D474,599	S *	5/2003	Shamoon	D3/282
D499,549	S *	12/2004	Rosler	D3/282
D505,541	S *	5/2005	Miller	D3/203.6

FIG. 4 is a back end view thereof, the broken line drawing of the clip portion being for illustrative purposes only and forming no part of the claimed design;

FIG. 5 is a front end view thereof; and,

FIG. 6 is a left side elevational view thereof showing the container open, the right side elevational view being a mirror image thereof, the broken line drawing of the clip portion being for illustrative purposes only and forming no part of the claimed design.

1 Claim, 5 Drawing Sheets

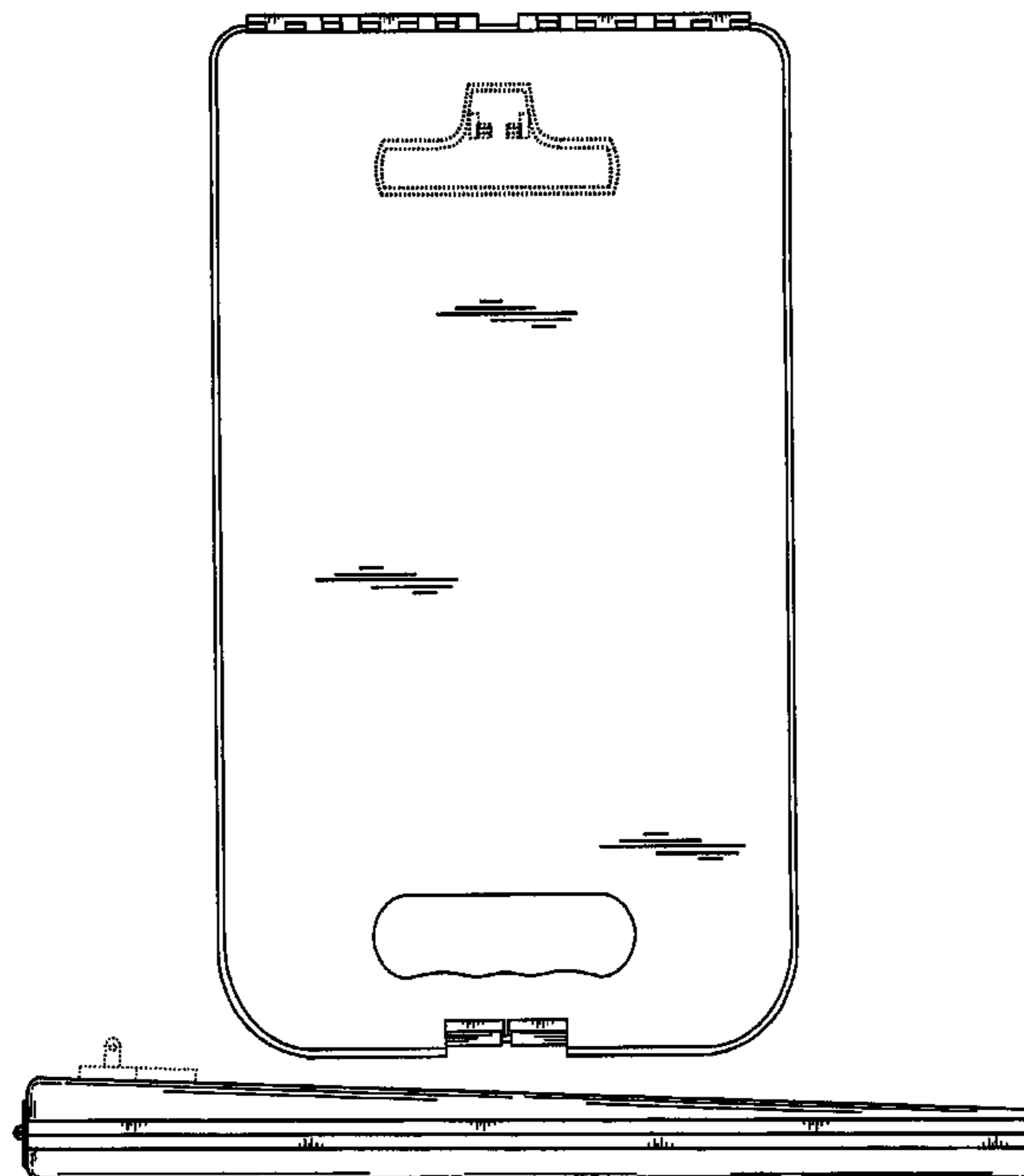


FIG. 1




FIG. 2




FIG. 3

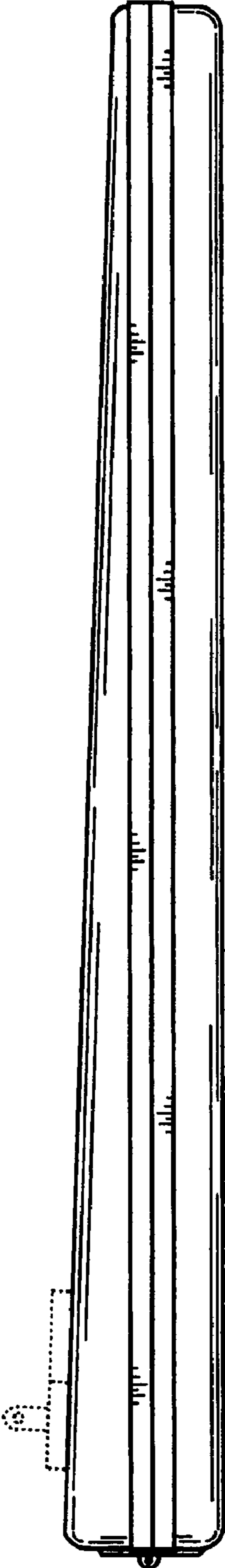


FIG. 4

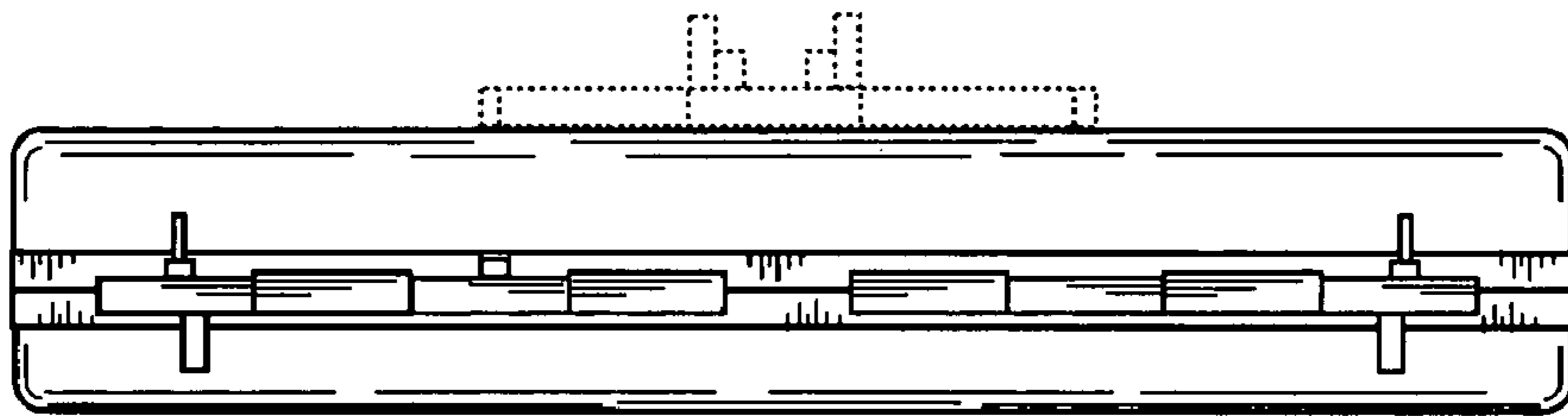


FIG. 5

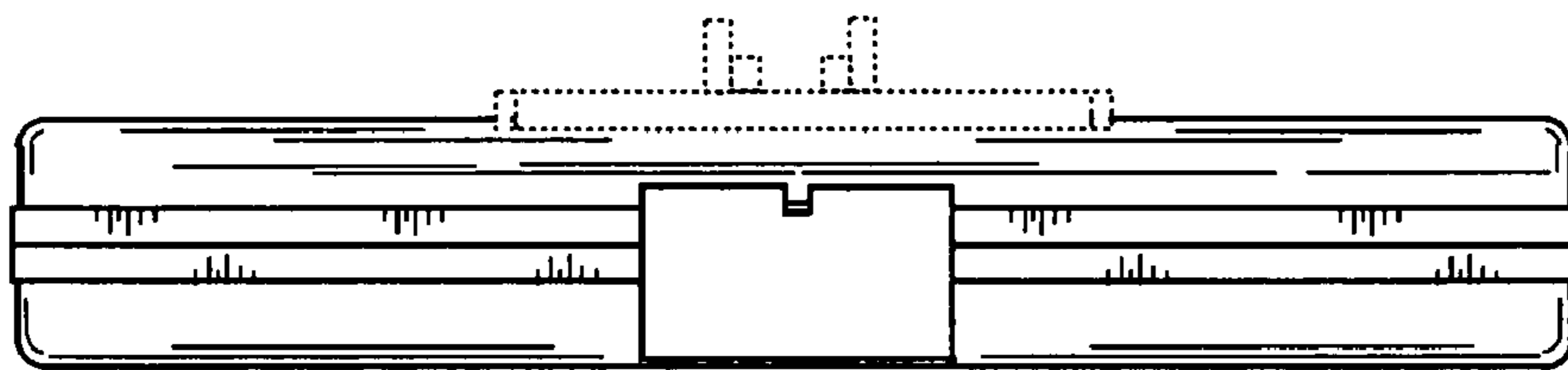


FIG. 6

