



US00D549954S

(12) **United States Design Patent**
Jirak

(10) **Patent No.:** **US D549,954 S**

(45) **Date of Patent:** **** Sep. 4, 2007**

(54) **QUILT BINDING TOOL**

(75) Inventor: **Thea D. Jirak**, Clackamas, OR (US)

(73) Assignee: **The Quilt Connection**, Clackamas, OR (US)

(**) Term: **14 Years**

(21) Appl. No.: **29/249,260**

(22) Filed: **Sep. 28, 2006**

(51) **LOC (8) Cl.** **03-01**

(52) **U.S. Cl.** **D3/18**

(58) **Field of Classification Search** D3/18-29;
112/117-119; D10/64, 74; 33/12, 13, 556
See application file for complete search history.

(56) **References Cited**

U.S. PATENT DOCUMENTS

- D285,289 S * 8/1986 Wimmer et al. D10/64
- D318,241 S * 7/1991 Burton et al. D10/64
- D359,615 S * 6/1995 Broy D3/18
- D424,389 S * 5/2000 Lindsey et al. D8/44
- D448,406 S * 9/2001 Lariviere et al. D19/39

D490,113 S * 5/2004 Nykoluk D20/27
2005/0252019 A1* 11/2005 Gordon et al. 33/566

* cited by examiner

Primary Examiner—Louis S. Zarfaz

Assistant Examiner—Anhdao Doan

(74) *Attorney, Agent, or Firm*—Marger Johnson & McCollom, P.C.

(57) **CLAIM**

The ornamental design for a quilt binding tool, as shown and described.

DESCRIPTION

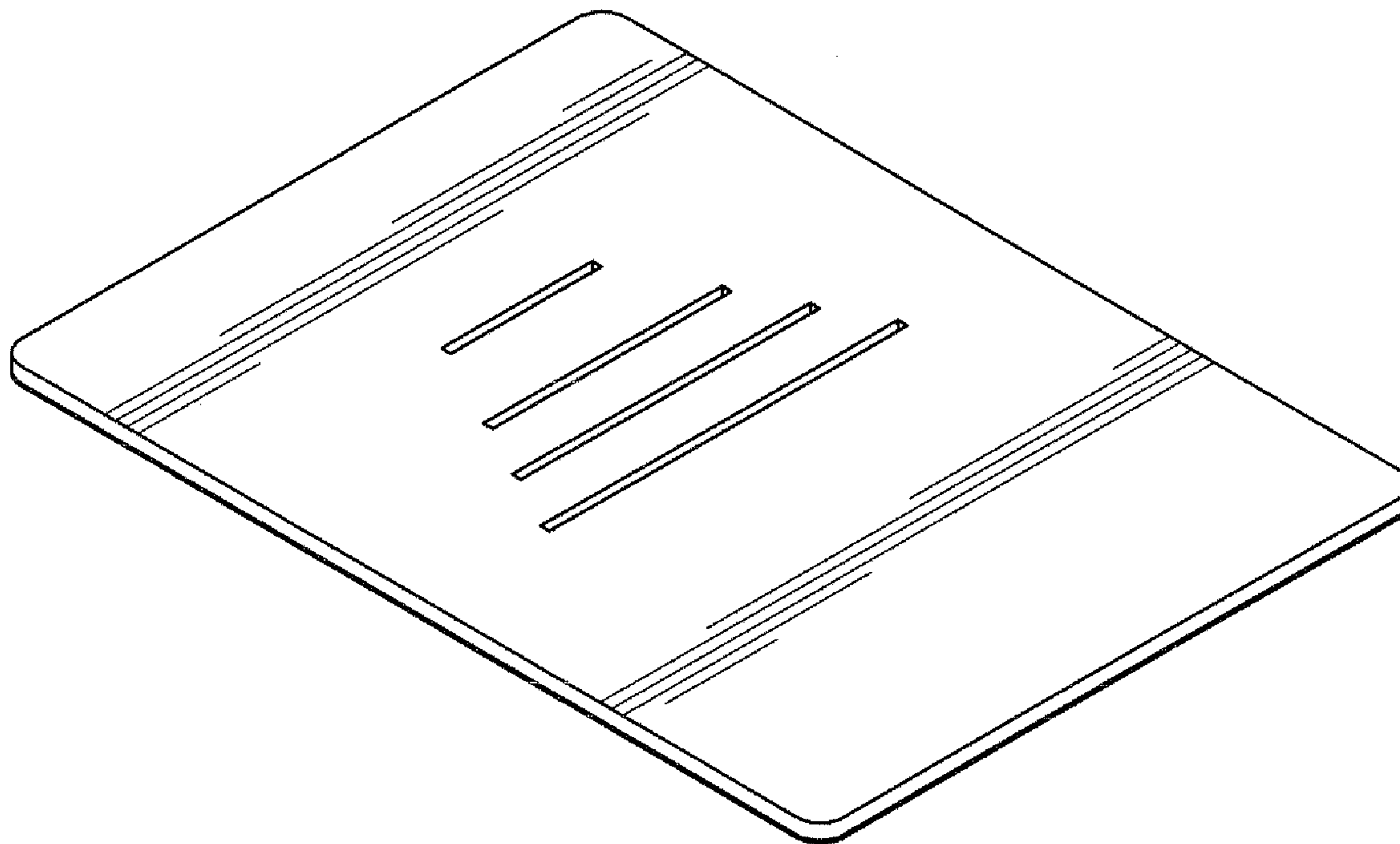
FIG. 1 is a perspective view of a quilt binding tool, showing my new design;

FIG. 2 is a top plan view thereof, the bottom being a mirror image;

FIG. 3 is a right side view thereof, the left side being a mirror image; and,

FIG. 4 is a front view thereof, the rear being a mirror image.

1 Claim, 1 Drawing Sheet



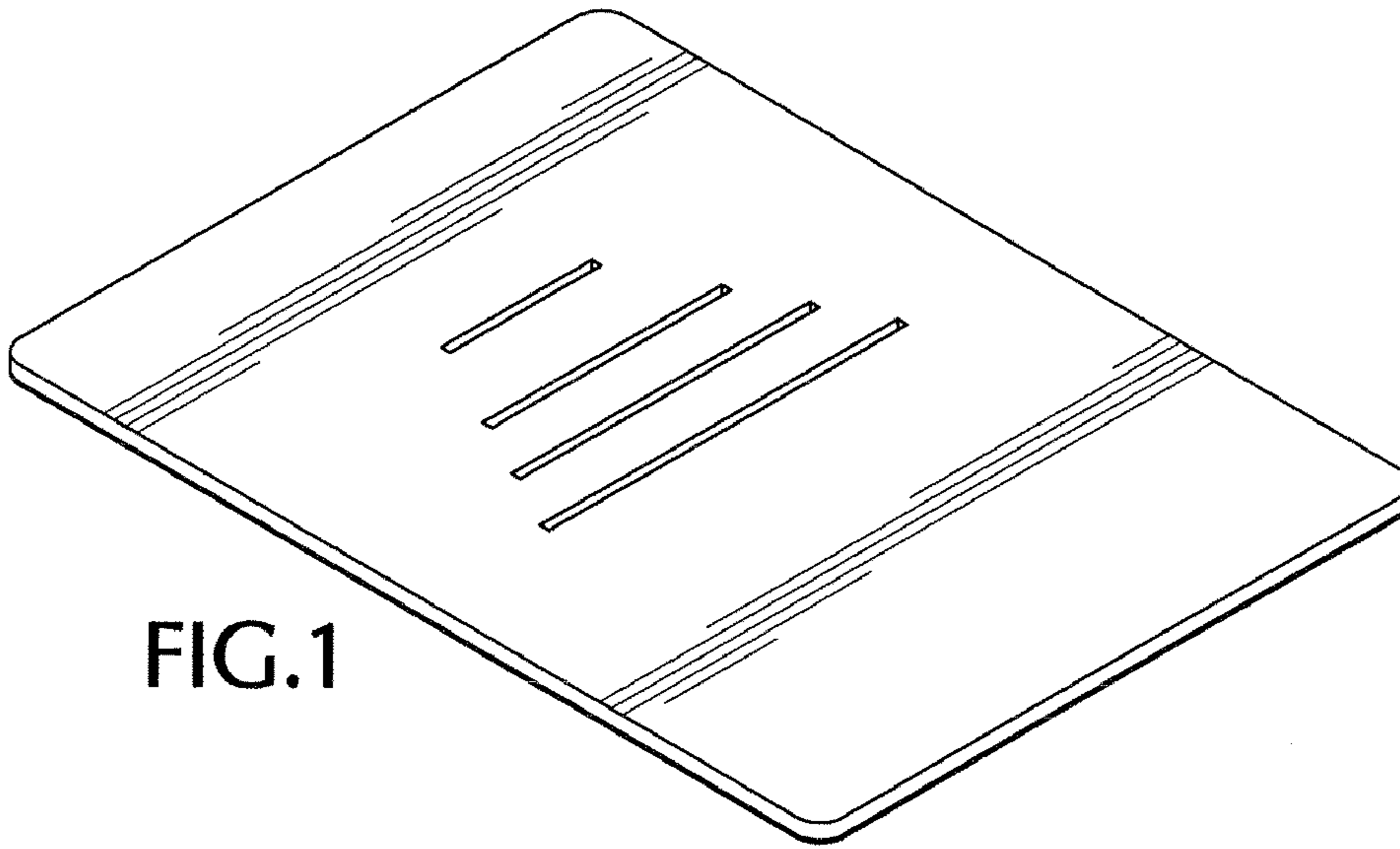


FIG. 1

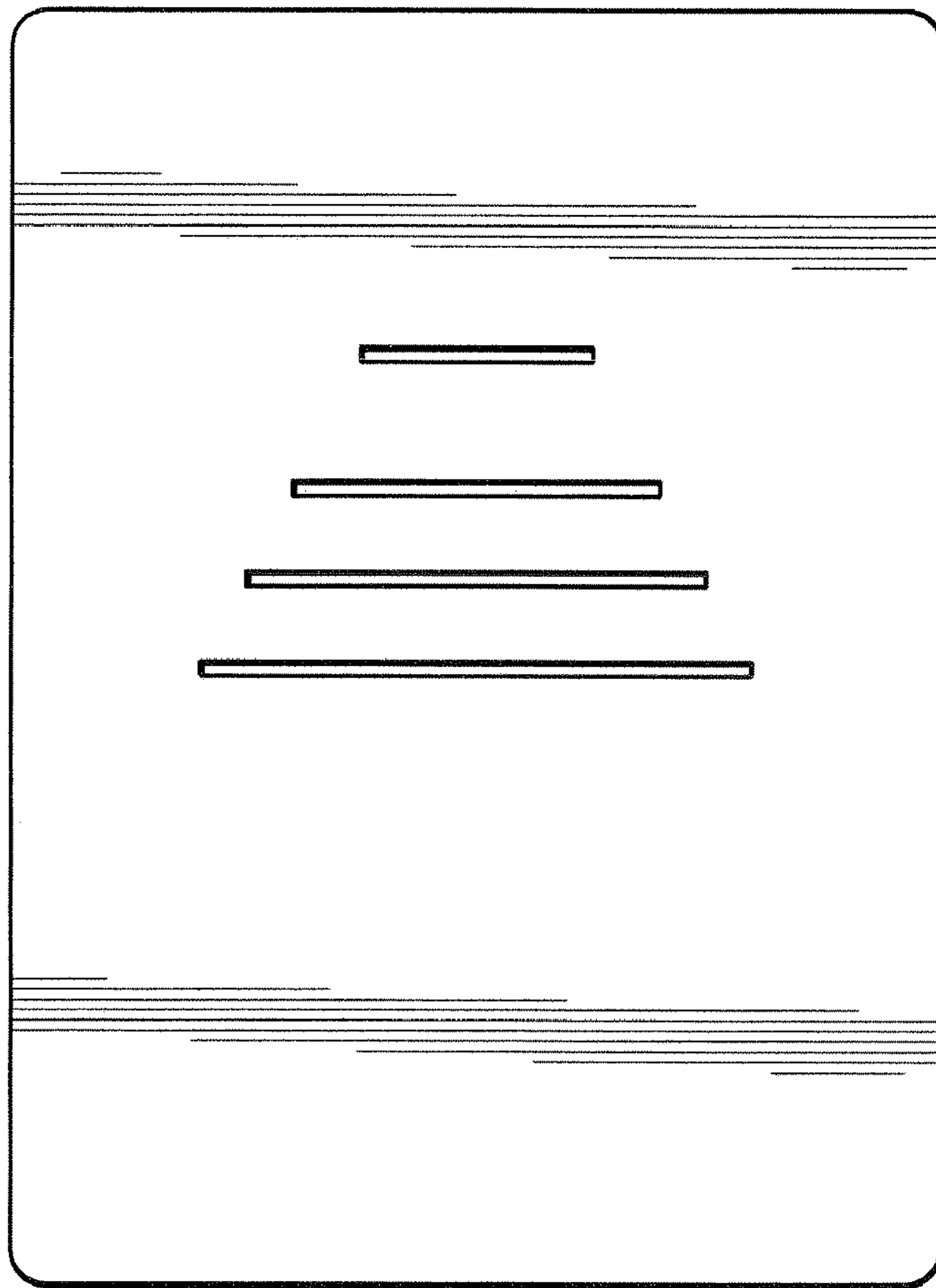


FIG. 2



FIG. 3



FIG. 4