

US00D549951S

(12) **United States Design Patent**
Mayden

(10) **Patent No.:** **US D549,951 S**

(45) **Date of Patent:** **** Sep. 4, 2007**

(54) **PORTION OF A SHOE UPPER**

(75) **Inventor:** **Jason C. Mayden**, Beaverton, OR (US)

(73) **Assignee:** **Nike, Inc.**, Beaverton, OR (US)

(**) **Term:** **14 Years**

(21) **Appl. No.:** **29/280,371**

(22) **Filed:** **May 24, 2007**

(51) **LOC (8) Cl.** **02-99**

(52) **U.S. Cl.** **D2/972**

(58) **Field of Classification Search** D2/902,
D2/904, 906-908, 943, 944, 947, 969, 972-974;
36/45, 50.1, 77 M, 77 R, 83, 88, 113, 114,
36/126-131

See application file for complete search history.

(56) **References Cited**

U.S. PATENT DOCUMENTS

D293,847 S	1/1988	Le et al.	
D296,146 S	6/1988	McCrea	
D299,081 S	12/1988	Greenberg	
D299,786 S	2/1989	Swett	
D311,809 S	11/1990	Jimenez	
D347,316 S	5/1994	Minkin	
D413,195 S	8/1999	Smith, III	
D420,212 S	2/2000	Duclos et al.	
D429,064 S *	8/2000	Lozano	D2/972
D467,057 S *	12/2002	Jacobs	D2/902
D467,410 S *	12/2002	Mervar	D2/972
D487,337 S	3/2004	Rogers	
D491,347 S	6/2004	Cooper	
D500,584 S	1/2005	Link	
D512,211 S *	12/2005	Wozniak	D2/972
D520,724 S	5/2006	Link	
D524,531 S *	7/2006	McCullagh et al.	D2/972
D528,280 S	9/2006	Petrie	
D528,282 S *	9/2006	Lee	D2/972

D528,767 S	9/2006	Link
D531,792 S	11/2006	Roulo
D539,026 S	3/2007	DiTullo, Jr.
D542,018 S	5/2007	Matis et al.

OTHER PUBLICATIONS

Nike Footwear Catalog, Fall 1987, p. 24, published Jan. 1987.
Nike Footwear Catalog, Spring 1988, p. 46, published Jun. 1987.
Nike Footwear Catalog, Spring 2000 (#2-feet), p. W28, published Jul. 1999.

(Continued)

Primary Examiner—Dominic Simone

(74) *Attorney, Agent, or Firm*—Banner & Witcoff, Ltd.

(57) **CLAIM**

The ornamental design for a portion of a shoe upper, as shown and described.

DESCRIPTION

FIG. 1 is a front perspective view of a shoe showing a first embodiment of my new design of a portion of a shoe upper;

FIG. 2 is a rear perspective view thereof;

FIG. 3 is a side elevational view of one side thereof;

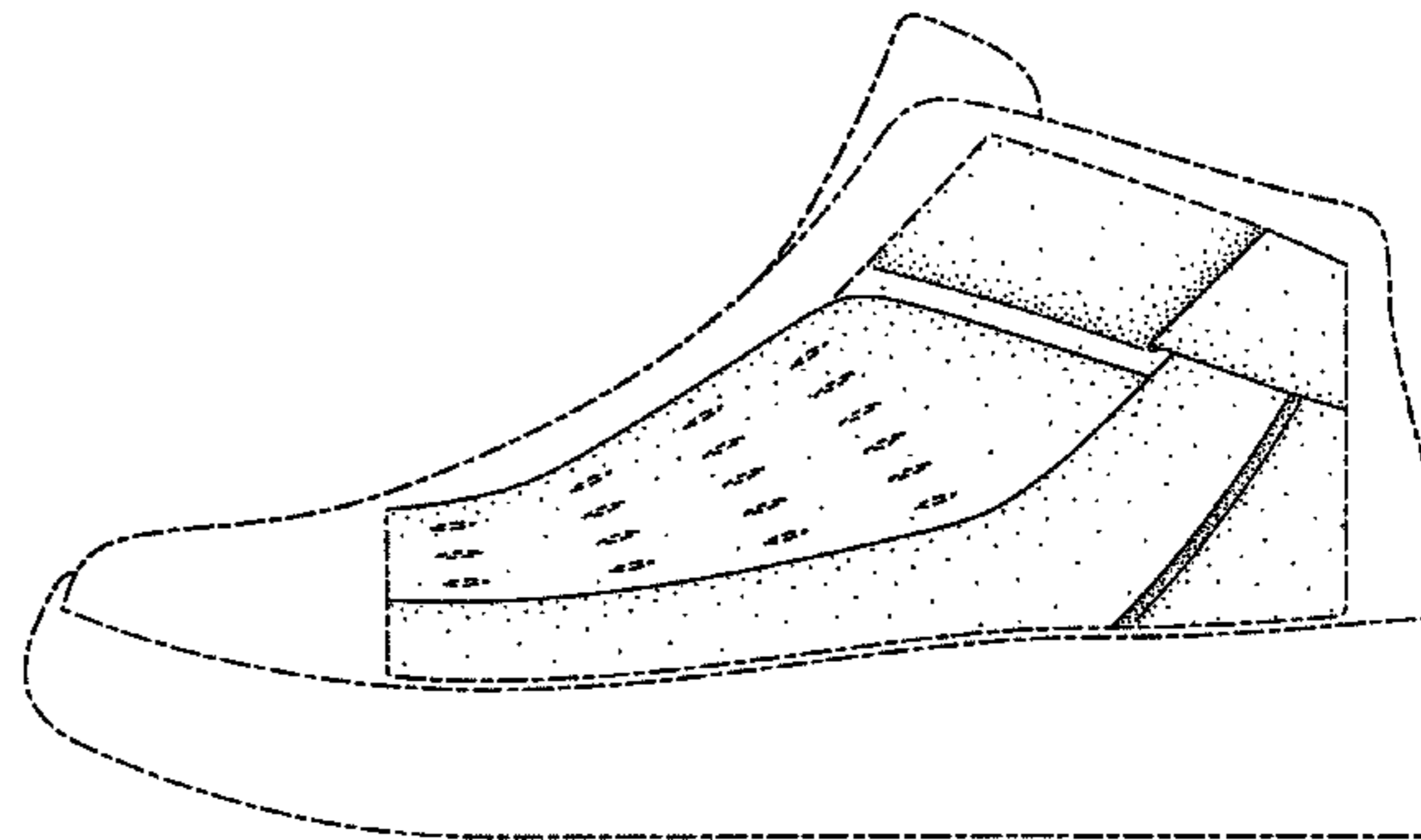
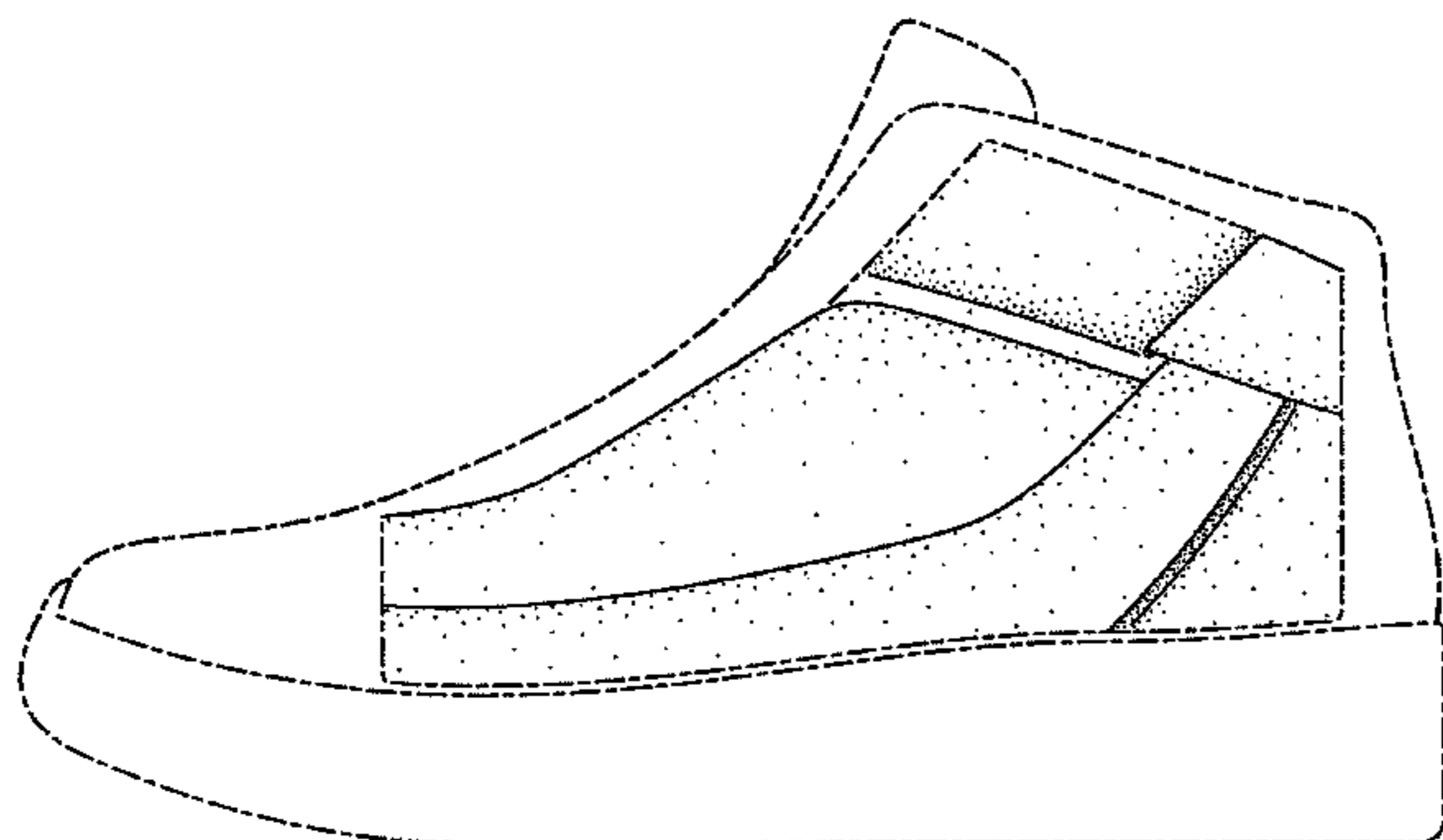
FIG. 4 is a front perspective view of a shoe showing a second embodiment of my new design of a portion of a shoe upper;

FIG. 5 is a rear perspective view thereof; and,

FIG. 6 is a side elevational view of one side thereof.

The broken line showing immediately adjacent to the shaded area, including the broken line showing that surrounds the 18 unshaded areas within the shaded area, represents an unclaimed boundary of the design. The broken line showing of the remainder of the shoe is for illustrative purposes only and forms no part of the claimed design.

1 Claim, 6 Drawing Sheets



OTHER PUBLICATIONS

Nike Footwear Catalog, Fall 2003, p. M27, published Nov. 2002.
Nike Footwear Catalog, Holiday 2003, p. M66, published Mar. 2003.
Nike Footwear Catalog, Late Spring 2005, p. M39, published Aug. 2004.
Nike Footwear Catalog, Holiday 2005, p. 11, published Mar. 2005.

Nike Footwear Catalog, Spring 2007, pp. 8 and 131, published Jun. 2006.

Nike Footwear Catalog, Summer 2007, p. 17, published Sep. 2006.

Nike Footwear Catalog, Fall 2007, p. 138, published Nov. 2006.

Nike Footwear Catalog, Holiday 2007, pp. 11-14, published Feb. 2007.

* cited by examiner

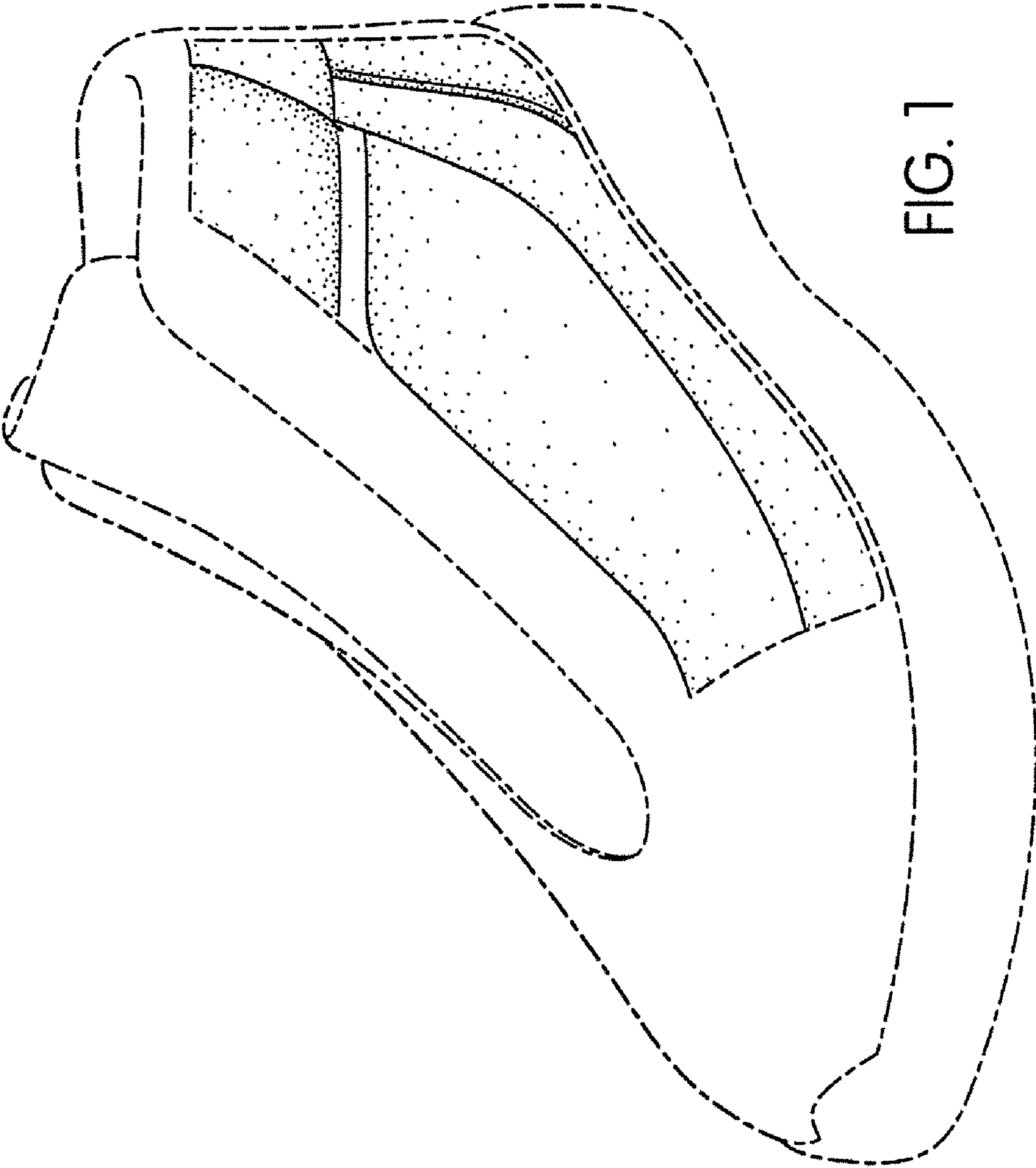


FIG. 1

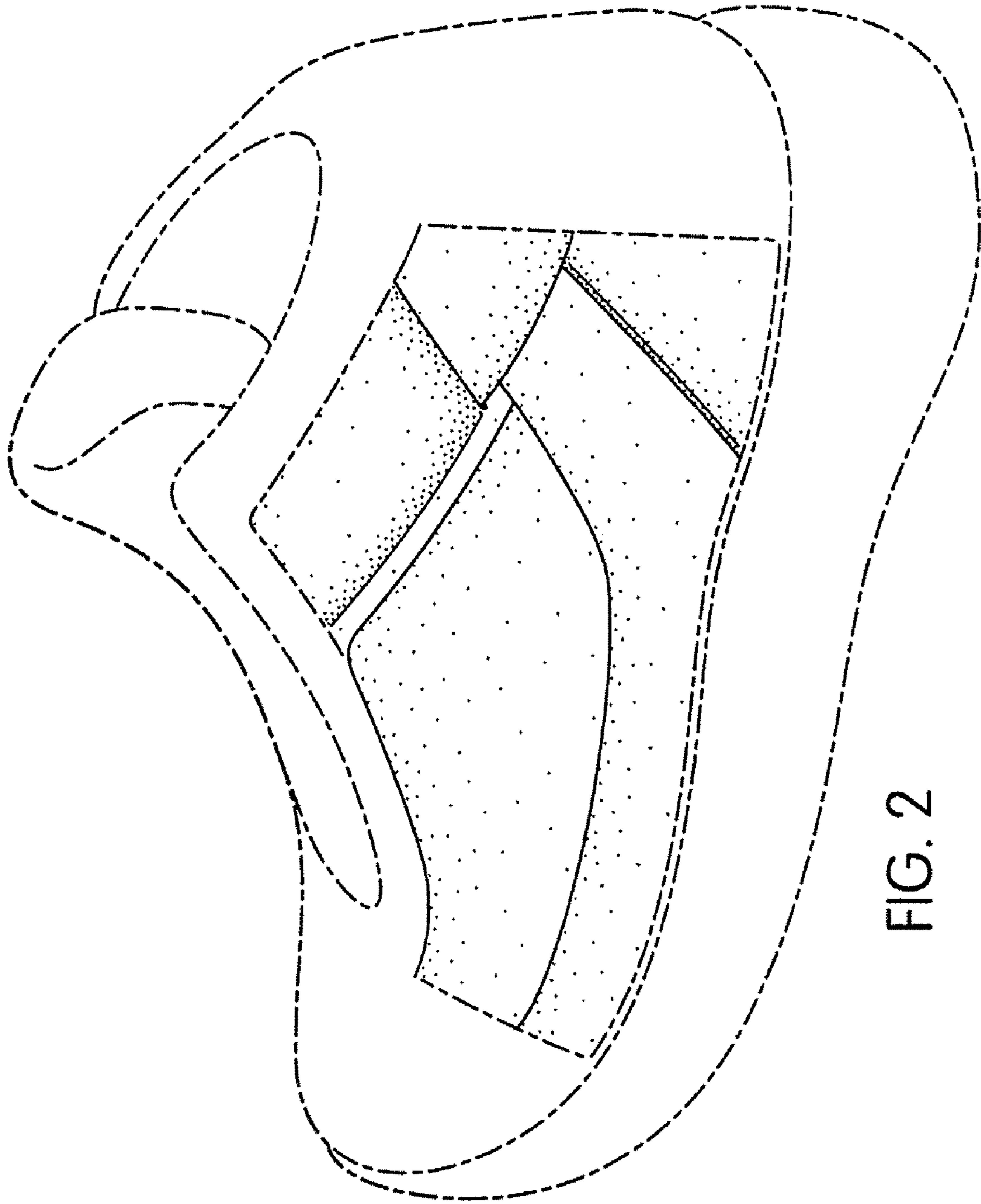


FIG. 2

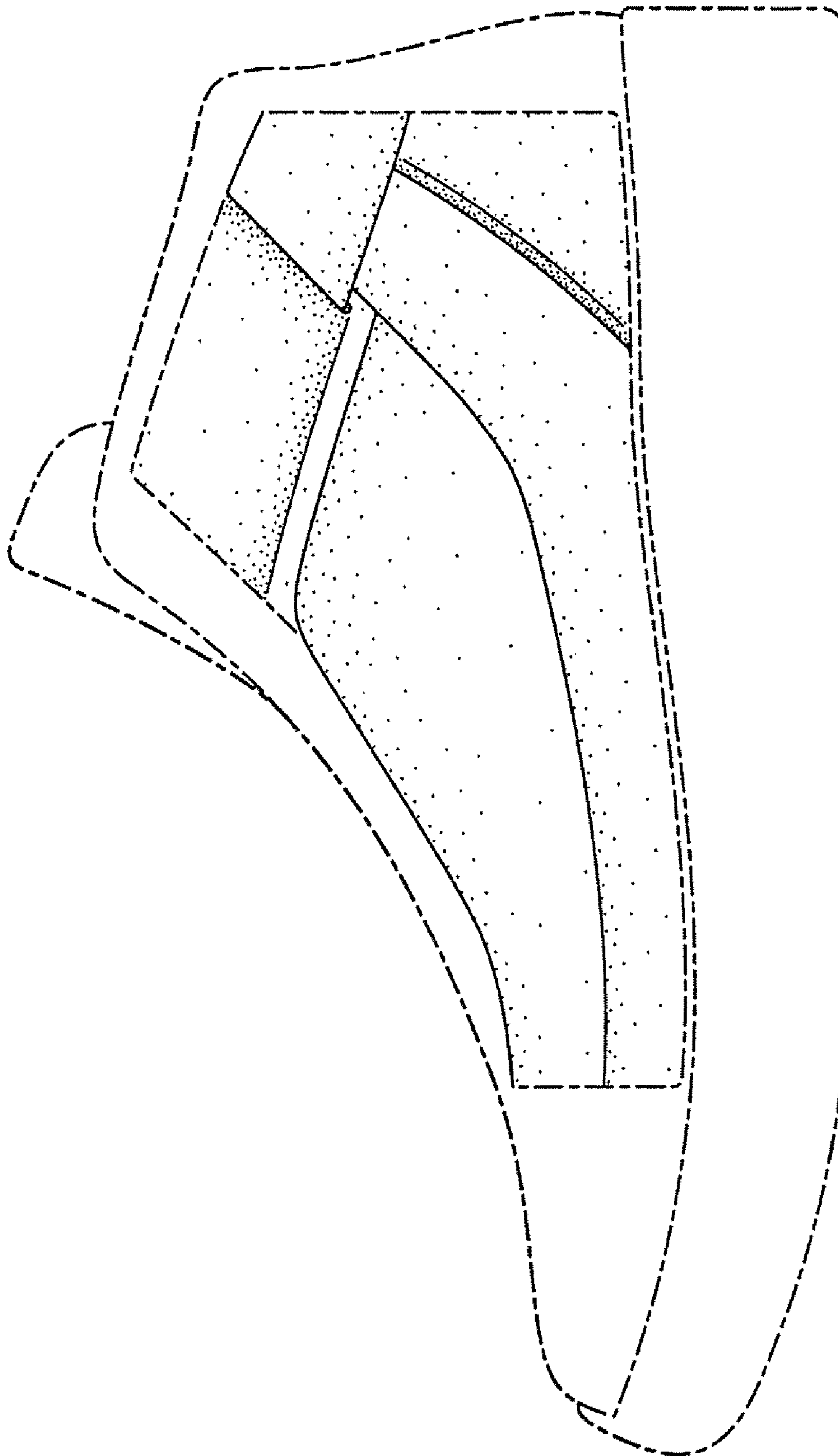


FIG. 3

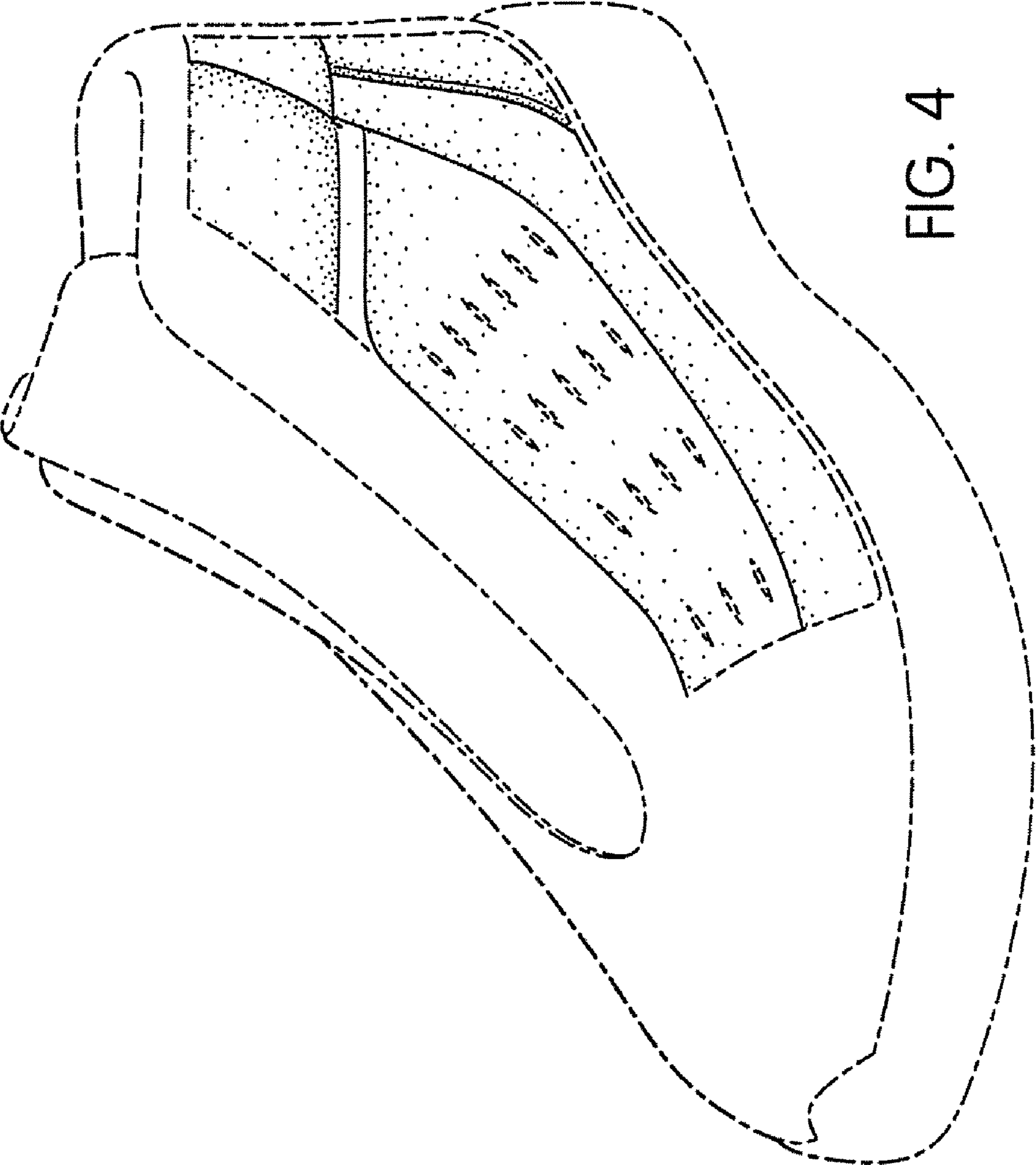


FIG. 4

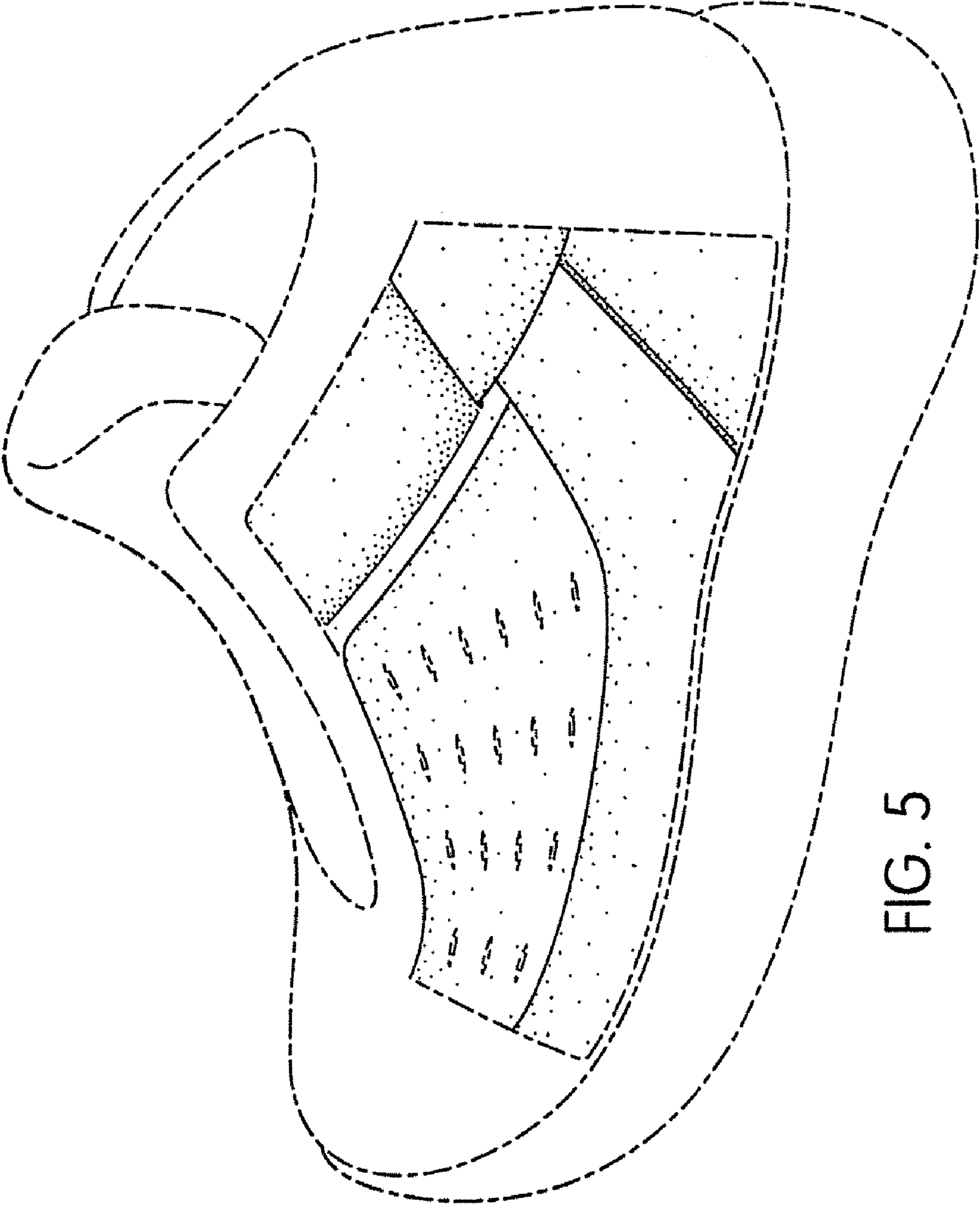


FIG. 5

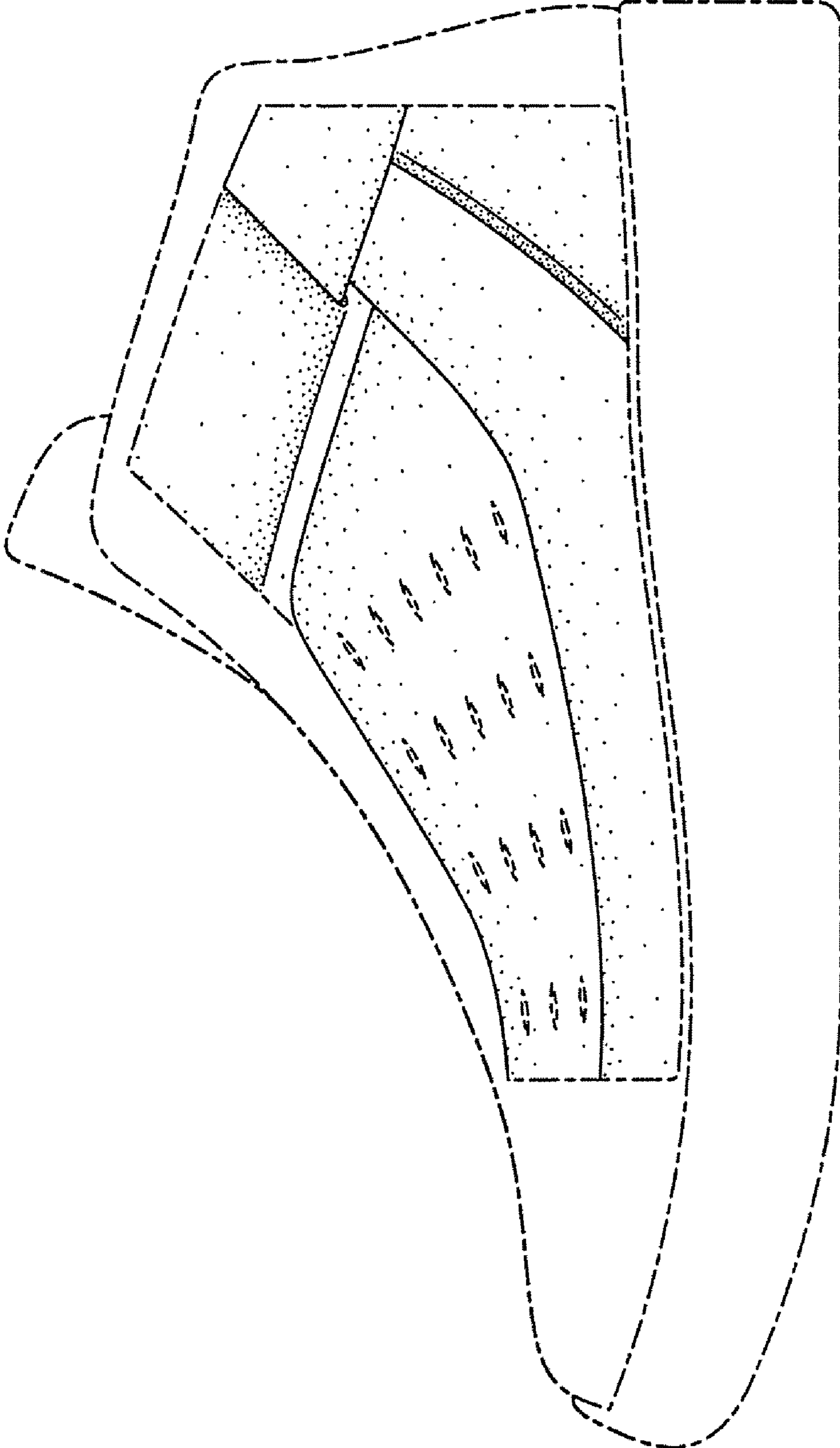


FIG. 6