



US00D549939S

(12) **United States Design Patent** (10) **Patent No.:** **US D549,939 S**
Schoenborn et al. (45) **Date of Patent:** **** Sep. 4, 2007**

(54) **FOOTWEAR SOLE** D530,490 S * 10/2006 Sonnergren D2/956
D530,491 S * 10/2006 Sonnergren D2/956
(75) Inventors: **Mary L. Schoenborn**, Rockford, MI D530,893 S * 10/2006 Sonnergren D2/956
(US); **Grant A. Urie**, Shelburne, VT
(US)

(73) Assignee: **Wolverine World Wide, Inc.**,
Rockford, MI (US)

(**) Term: **14 Years**

(21) Appl. No.: **29/268,681**

(22) Filed: **Nov. 9, 2006**

(51) **LOC (8) Cl.** **02-04**

(52) **U.S. Cl.** **D2/956; D2/953; D2/954;**
D2/955

(58) **Field of Classification Search** D2/902,
D2/906, 908, 947, 951-960; 36/3 B, 22 R,
36/24.5, 25 R, 28, 32 R, 67 A, 59 C, 103
See application file for complete search history.

(56) **References Cited**

U.S. PATENT DOCUMENTS

1,653,059	A	*	12/1927	Nelson	36/29
D160,561	S	*	10/1950	Steinhiber	D2/955
D408,976	S	*	5/1999	Shanks et al.	D2/956
D475,182	S	*	6/2003	Matis	D2/956
D498,350	S	*	11/2004	Recchi	D2/956
D508,308	S	*	8/2005	Galway	D2/972
D508,764	S		8/2005	Sonnergren		
D509,048	S	*	9/2005	Sonnergren	D2/956
D509,344	S	*	9/2005	Sonnergren	D2/956
D509,345	S		9/2005	Munns		
D515,291	S		2/2006	Sonnergren		
D516,781	S	*	3/2006	Ardissono et al.	D2/954
D518,280	S		4/2006	Matis et al.		
D522,724	S	*	6/2006	Urie et al.	D2/954

OTHER PUBLICATIONS

CAT Footwear 1997 Catalog, p. 37.
Merrell Sandals Spring, Summer 1996 Catalog, p. 4.
Hy-Test Boot and Shoes 1998 Catalog, p. 69.
Merrell Spring 2000 Catalog, p. 41.

* cited by examiner

Primary Examiner—Celia A. Murphy

(74) *Attorney, Agent, or Firm*—Warner Norcross & Judd
LLP

(57) **CLAIM**

The ornamental design for footwear sole, as shown and
described.

DESCRIPTION

FIG. 1 is a perspective view of the footwear sole embodying
the new design;

FIG. 2 is a bottom view thereof;

FIG. 3 is a right side view thereof;

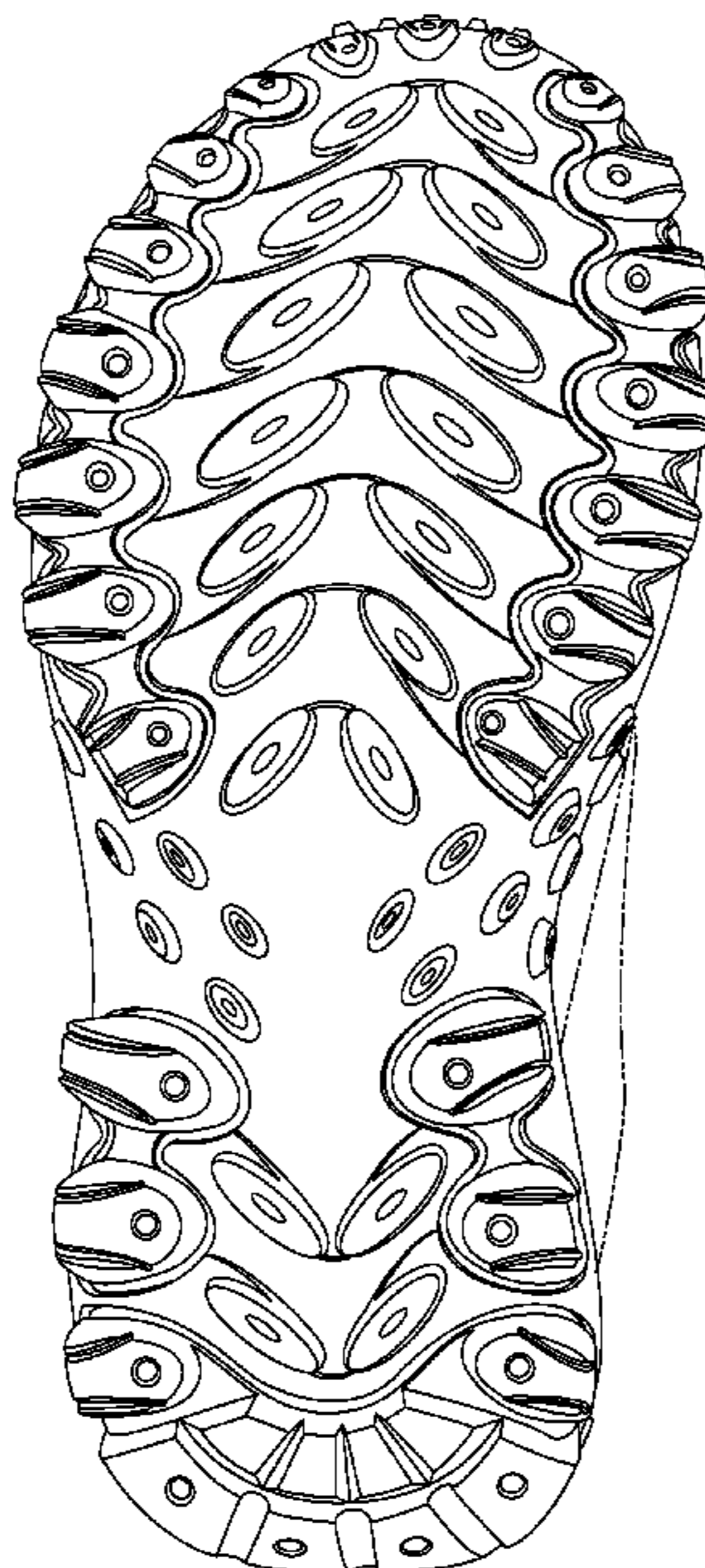
FIG. 4 is a left side view thereof;

FIG. 5 is a front view thereof; and,

FIG. 6 is a rear view thereof.

FIGS. 1-6 show features of an article of footwear in
phantom lines. These features are shown for environmental
purposes and do not form any part of the claimed design.
Further, the phantom lines immediately adjacent the solid-
line portions of the design form the boundary of the design,
with the phantom lines forming no part of the claimed
design.

1 Claim, 4 Drawing Sheets



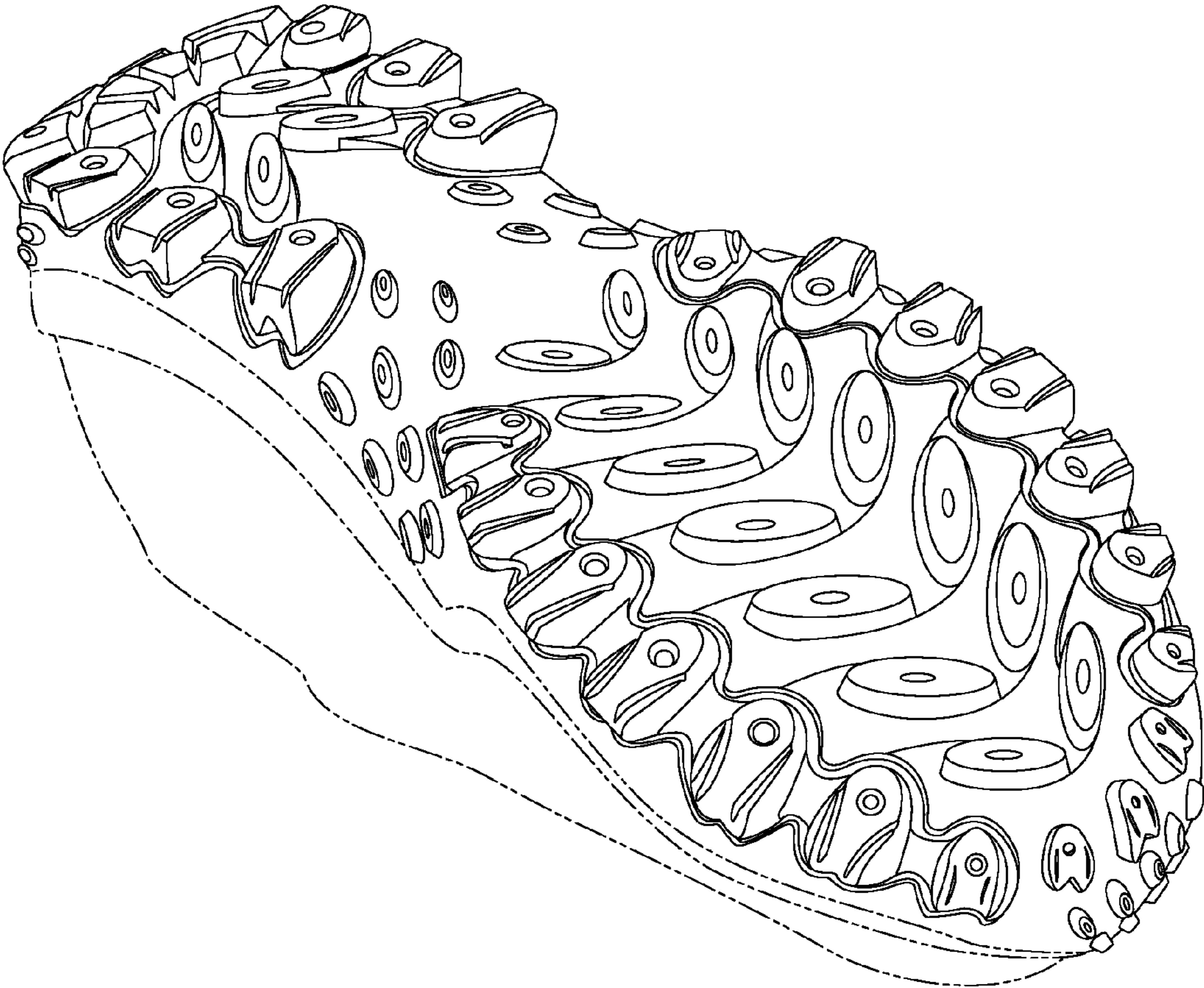


Fig. 1

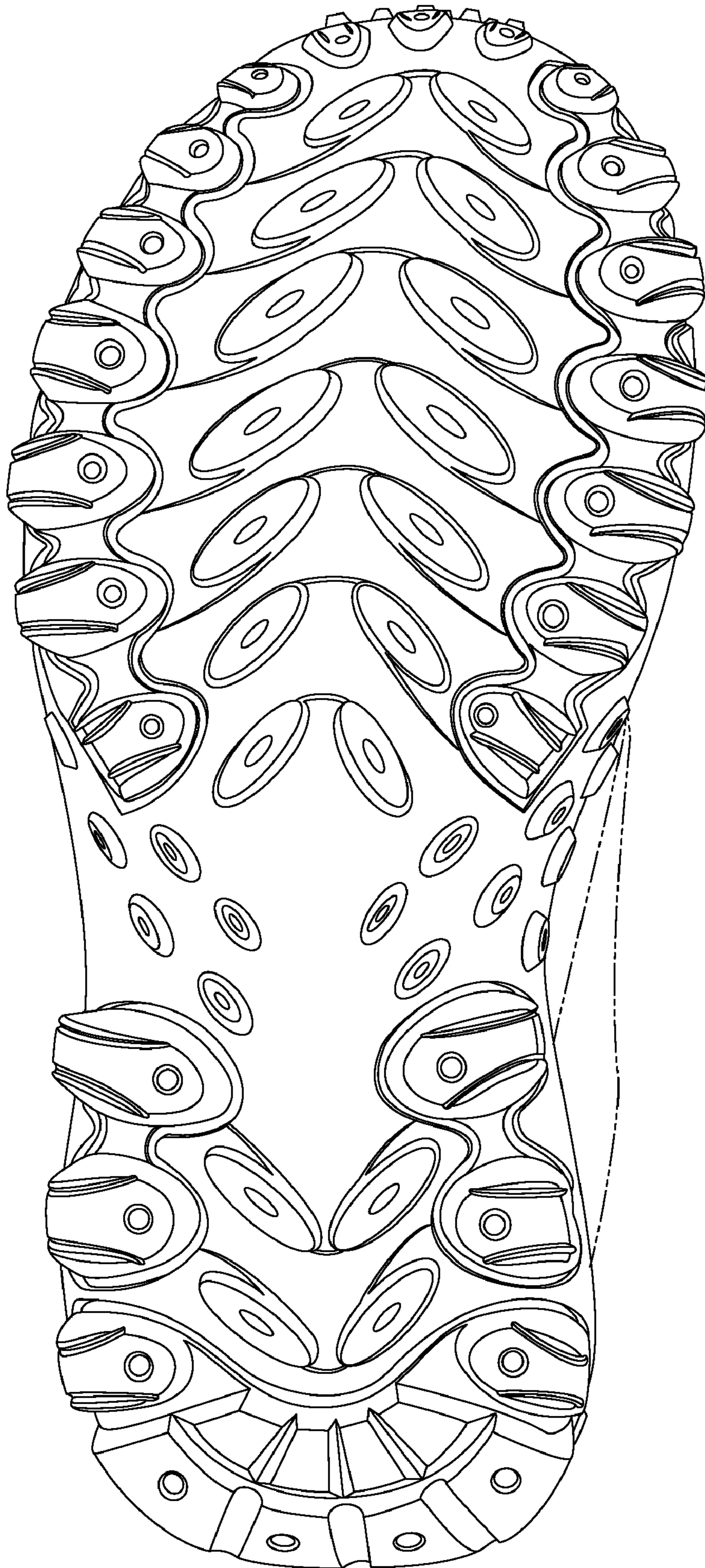


Fig. 2

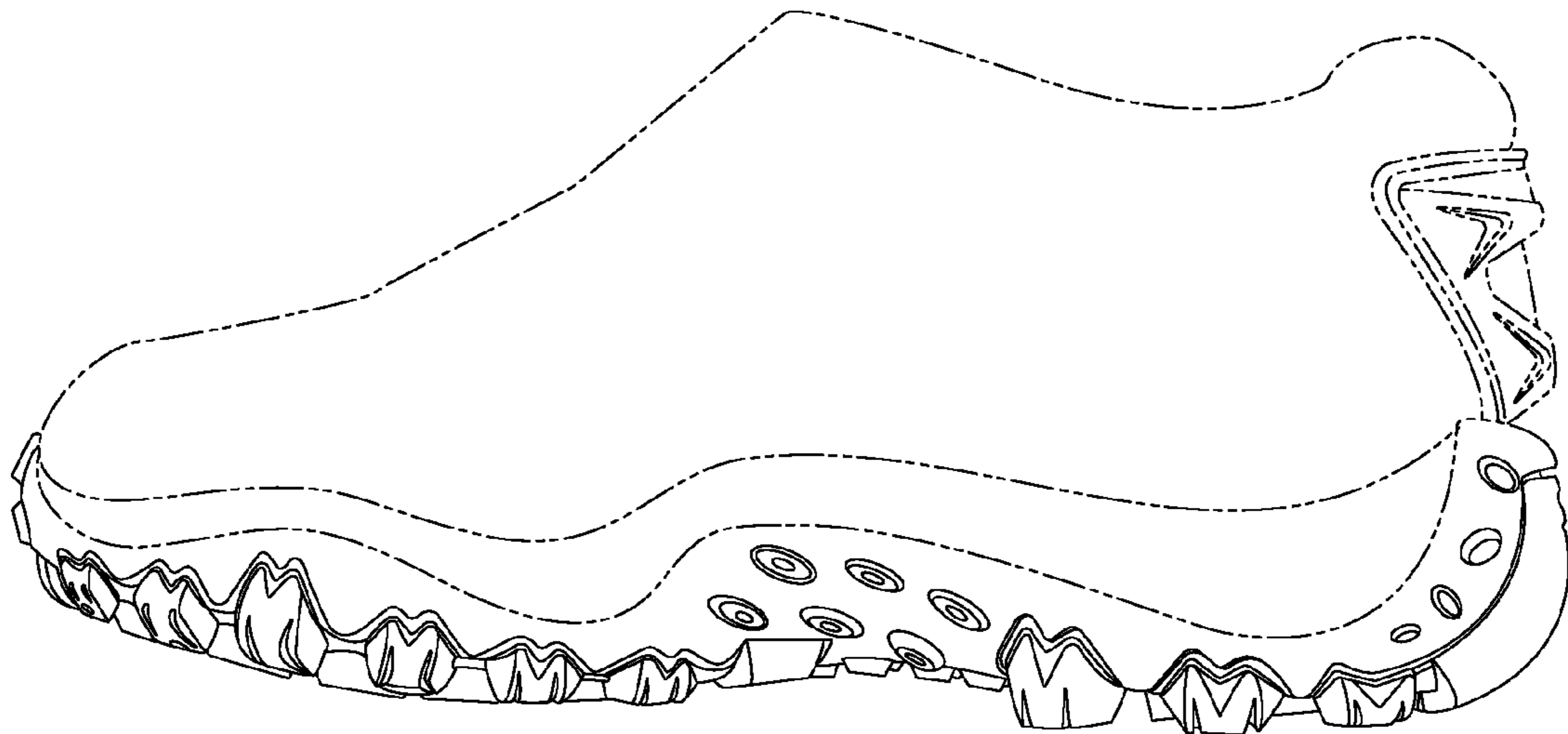


Fig. 3



Fig. 4

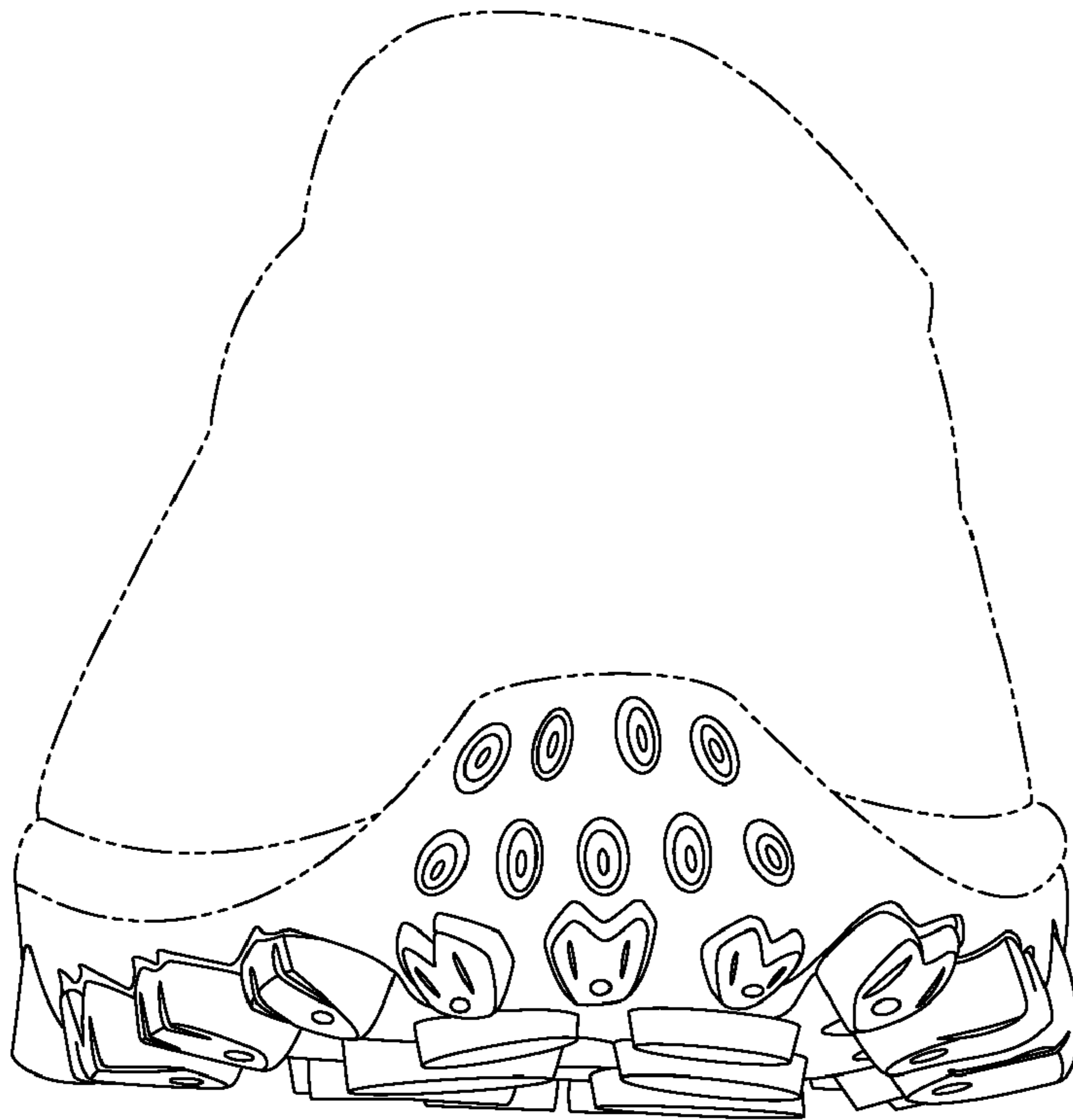


Fig. 5

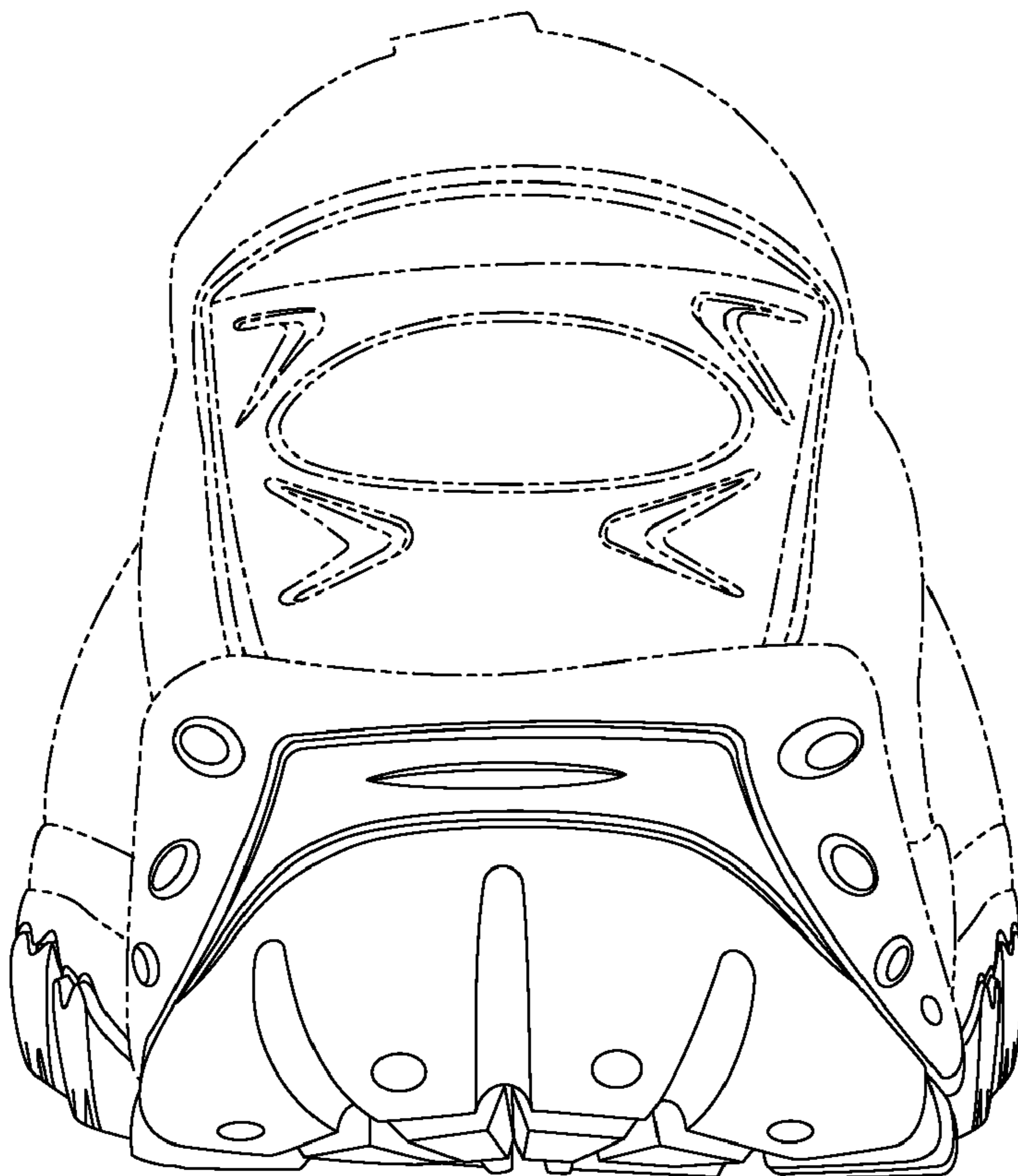


Fig. 6