

US00D549935S

(12) **United States Design Patent**
Schoenborn et al.

(10) **Patent No.:** **US D549,935 S**

(45) **Date of Patent:** **** Sep. 4, 2007**

(54) **FOOTWEAR SOLE**

(75) Inventors: **Mary L Schoenborn**, Rockford, MI (US); **Grant A. Urie**, Shelburne, VT (US)

(73) Assignee: **Wolverine World Wide, Inc.**, Rockford, MI (US)

(**) Term: **14 Years**

(21) Appl. No.: **29/260,019**

(22) Filed: **May 18, 2006**

(51) **LOC (8) Cl.** **02-04**

(52) **U.S. Cl.** **D2/955; D2/953; D2/954**

(58) **Field of Classification Search** D2/902, D2/906, 908, 947, 951-960; 36/3 B, 22 R, 36/24.5, 25 R, 28, 32 R, 67 A, 59 C, 103
See application file for complete search history.

(56) **References Cited**

U.S. PATENT DOCUMENTS

D260,452 S *	9/1981	Greenblatt et al.	D2/952
D331,658 S	12/1992	Blissett	
D408,976 S *	5/1999	Shanks et al.	D2/956
D423,763 S *	5/2000	Merceron	D2/952
D437,676 S *	2/2001	Ferrer	D2/954
D440,032 S *	4/2001	Madden	D2/954
D442,767 S *	5/2001	Della Valle	D2/954
D447,852 S *	9/2001	Schroeder et al.	D2/954
D448,544 S *	10/2001	Della Valle	D2/954
D458,739 S *	6/2002	Merceron	D2/954
D467,061 S *	12/2002	Della Valle	D2/954
D469,948 S *	2/2003	Lin	D2/954
D474,003 S *	5/2003	Della Valle	D2/923
D479,643 S *	9/2003	O'Shea et al.	D2/951
D481,201 S *	10/2003	Shea et al.	D2/954
D481,527 S *	11/2003	Matis et al.	D2/955
D490,223 S *	5/2004	McClaskie	D2/954
D496,149 S *	9/2004	Belley et al.	D2/960

D497,706 S	11/2004	Belley et al.	
D500,190 S *	12/2004	Della Valle	D2/954
D511,610 S *	11/2005	Della Valle	D2/908
D513,837 S *	1/2006	Carnes	D2/908
D514,781 S *	2/2006	McClaskie	D2/954
D515,288 S *	2/2006	Della Valle	D2/908
D516,282 S *	3/2006	Ozio	D2/964
D516,781 S *	3/2006	Ardissono et al.	D2/954
D517,786 S *	3/2006	Burg	D2/951

OTHER PUBLICATIONS

Merrell Spring 2006 Catalog, p. 51.

* cited by examiner

Primary Examiner—Celia A. Murphy

(74) *Attorney, Agent, or Firm*—Warner Norcross & Judd LLP

(57) **CLAIM**

The ornamental design for footwear sole, as shown and described.

DESCRIPTION

FIG. 1 is a perspective view of the footwear sole embodying the new design;

FIG. 2 is a bottom view thereof;

FIG. 3 is a right side view thereof;

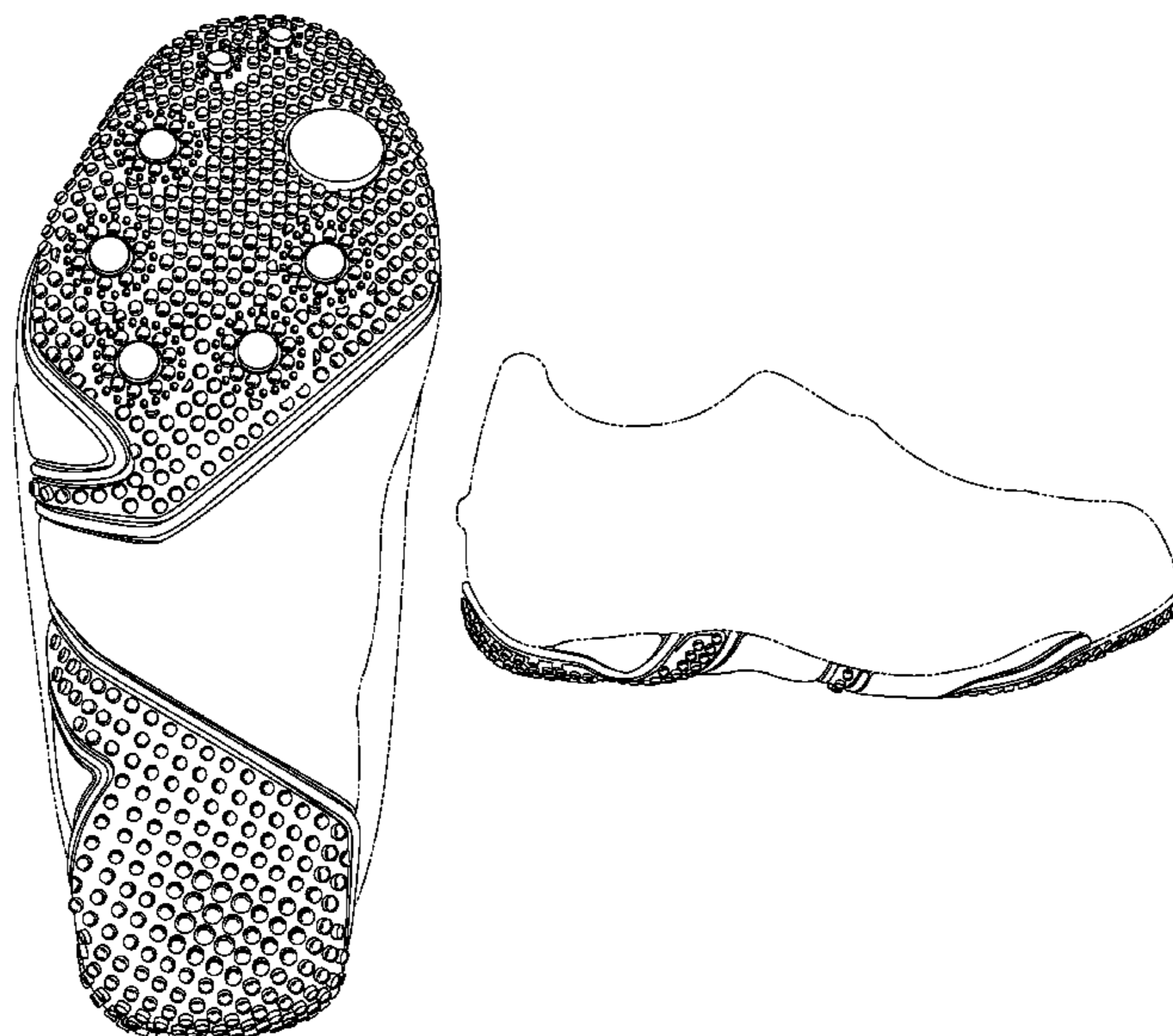
FIG. 4 is a left side view thereof;

FIG. 5 is a front view thereof; and,

FIG. 6 is a rear view thereof.

FIGS. 1-6 show features of an article of footwear in phantom lines. These features are shown for environmental purposes and do not form any part of the claimed design. Further, the phantom lines immediately adjacent the solid-line portions of the design form the boundary of the design, with the phantom lines forming no part of the claimed design.

1 Claim, 4 Drawing Sheets



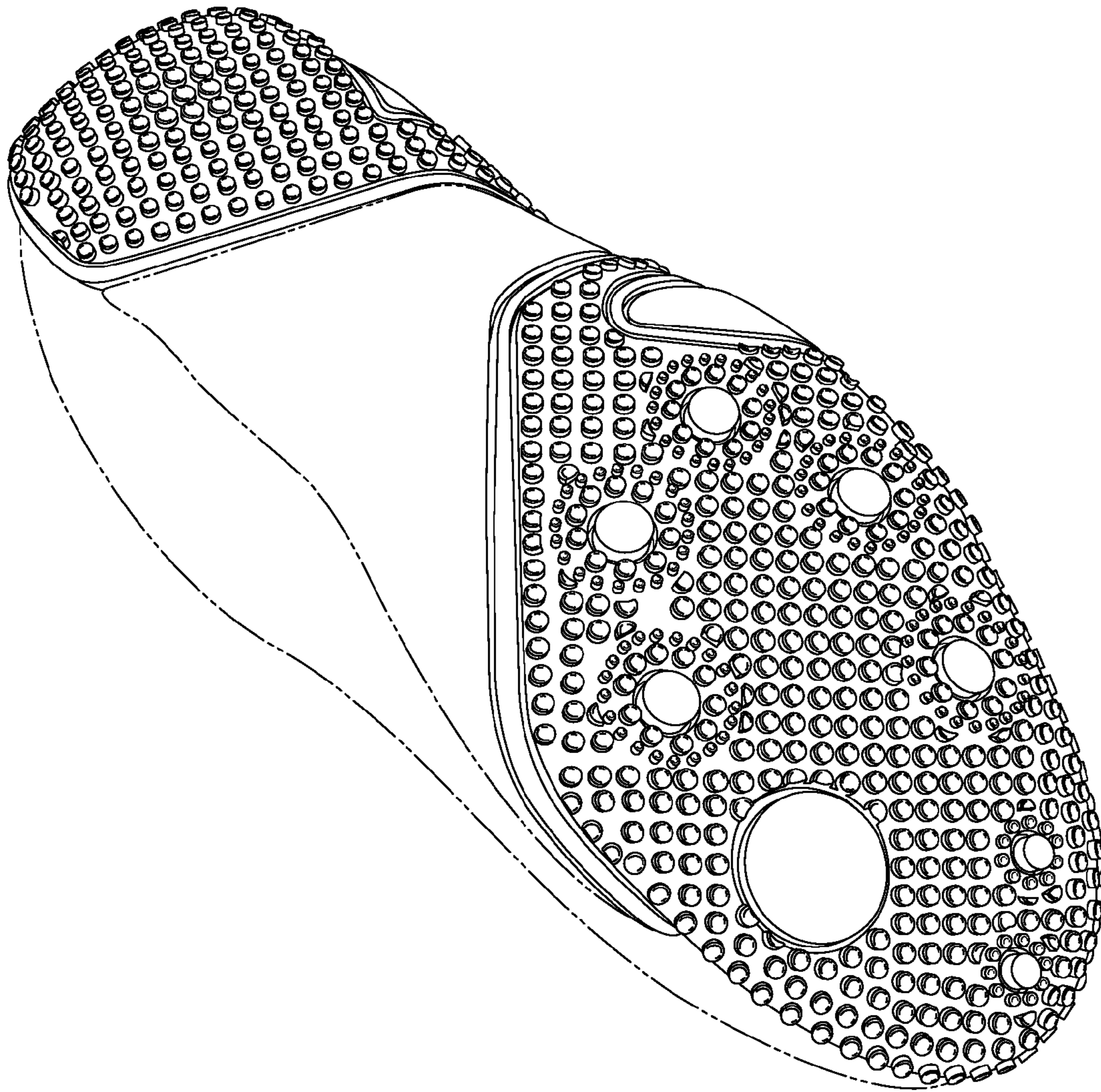


Fig. 1

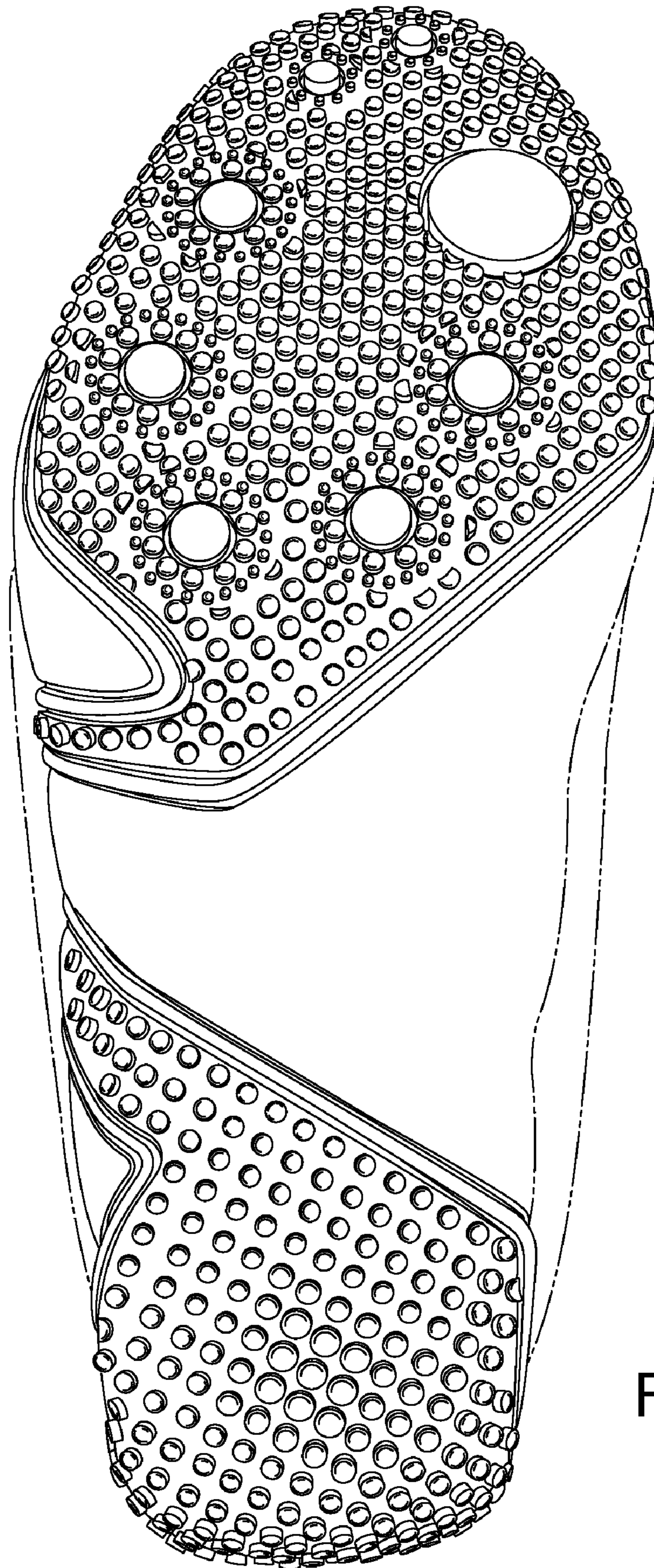


Fig. 2




Fig. 3




Fig. 4

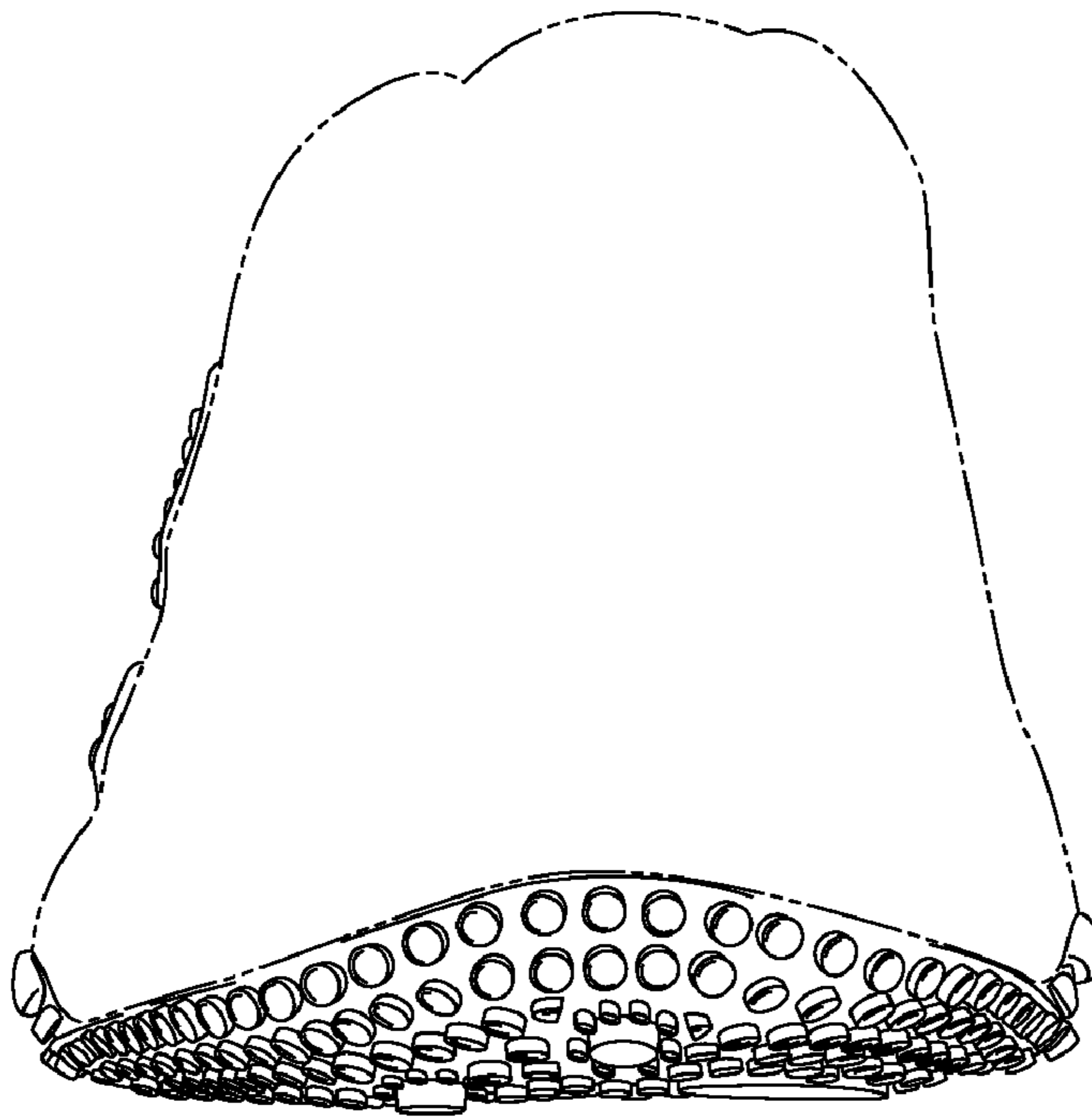


Fig. 5

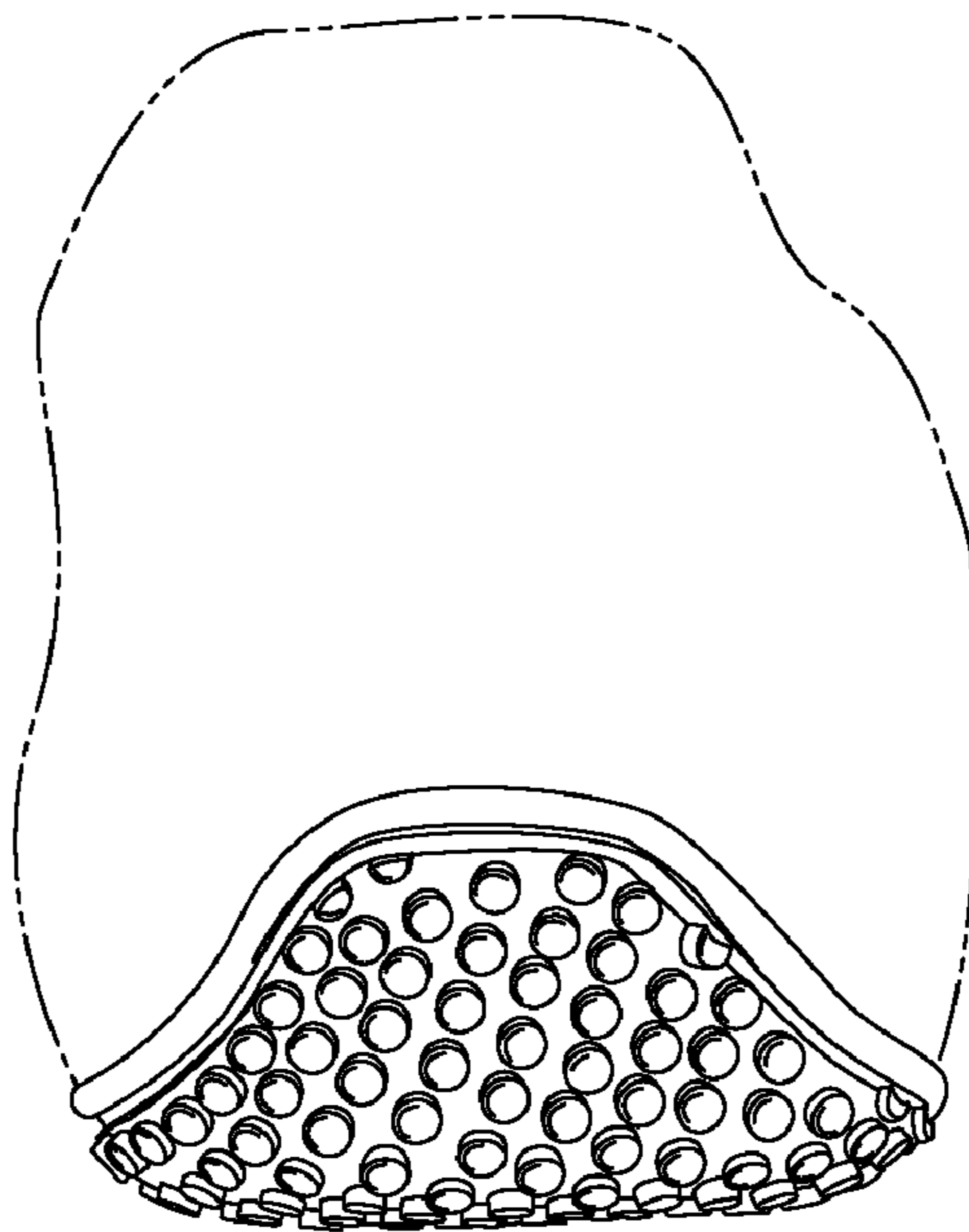


Fig. 6