



US00D549934S

(12) **United States Design Patent**  
**Horne et al.**

(10) **Patent No.:** **US D549,934 S**

(45) **Date of Patent:** **\*\* Sep. 4, 2007**

(54) **FOOTWEAR SOLE**

(75) Inventors: **Lester F. Horne**, Grand Isle, VT (US);  
**Martin W. F. Dean**, St. Albans (GB)

(73) Assignee: **Wolverine World Wide, Inc.**,  
Rockford, MI (US)

(\*\*) Term: **14 Years**

(21) Appl. No.: **29/260,000**

(22) Filed: **May 18, 2006**

(51) **LOC (8) Cl.** ..... **02-04**

(52) **U.S. Cl.** ..... **D2/951; D2/954; D2/955;**  
D2/958

(58) **Field of Classification Search** ..... D2/902,  
D2/906, 908, 947, 951-960; D5/1, 47, 61;  
36/3 B, 22 R, 24.5, 25 R, 28, 32 R, 67 A,  
36/59 C, 103

See application file for complete search history.

(56) **References Cited**

**U.S. PATENT DOCUMENTS**

- D237,323 S \* 10/1975 Inohara ..... D2/954
- D248,897 S \* 8/1978 Toothaker ..... D2/958
- D264,268 S \* 5/1982 Askew ..... D2/908
- D287,662 S \* 1/1987 Tonkel ..... D2/955
- D308,285 S \* 6/1990 Serna ..... D2/958
- D323,058 S \* 1/1992 Chow ..... D2/958
- D336,150 S \* 6/1993 Peterson ..... D2/958
- D336,359 S \* 6/1993 Peterson ..... D2/952
- D336,977 S \* 7/1993 Sensi ..... D2/961
- D342,599 S \* 12/1993 Luke ..... D2/902
- D362,120 S \* 9/1995 Suskind et al. .... D5/1
- D371,447 S \* 7/1996 Williams ..... D25/152
- D375,844 S \* 11/1996 Edwards et al. .... D5/47
- D399,039 S \* 10/1998 Toschi ..... D2/911
- D404,548 S \* 1/1999 McDonald ..... D2/956
- 6,017,597 A \* 1/2000 Minakami et al. .... 428/34.4
- D440,032 S \* 4/2001 Madden ..... D2/954
- D450,429 S \* 11/2001 McClaskie ..... D2/958
- D465,337 S \* 11/2002 Curtis et al. .... D5/47

- D465,658 S \* 11/2002 Carlson ..... D5/47
- D467,061 S \* 12/2002 Della Valle ..... D2/954
- D508,332 S \* 8/2005 Julton ..... D5/53
- D512,821 S \* 12/2005 Lee ..... D2/958
- D540,015 S \* 4/2007 McClaskie ..... D2/958
- D540,016 S \* 4/2007 McClaskie ..... D2/958
- D540,517 S \* 4/2007 McClaskie ..... D2/954
- D541,021 S \* 4/2007 McClaskie ..... D2/954

**OTHER PUBLICATIONS**

Merrell Spring 2000 Catalog, p. 41.  
Hy-Test Boots and Shoes 1997 Catalog, p. 65.  
Merrell Fall 2005 Catalog, p. 53.

\* cited by examiner

*Primary Examiner*—Celia A. Murphy

(74) *Attorney, Agent, or Firm*—Warner Norcross & Judd  
LLP

(57) **CLAIM**

The ornamental design for footwear sole, as shown and  
described.

**DESCRIPTION**

FIG. 1 is a perspective view of the footwear sole embodying  
the new design;

FIG. 2 is a bottom view thereof;

FIG. 3 is a right side view thereof;

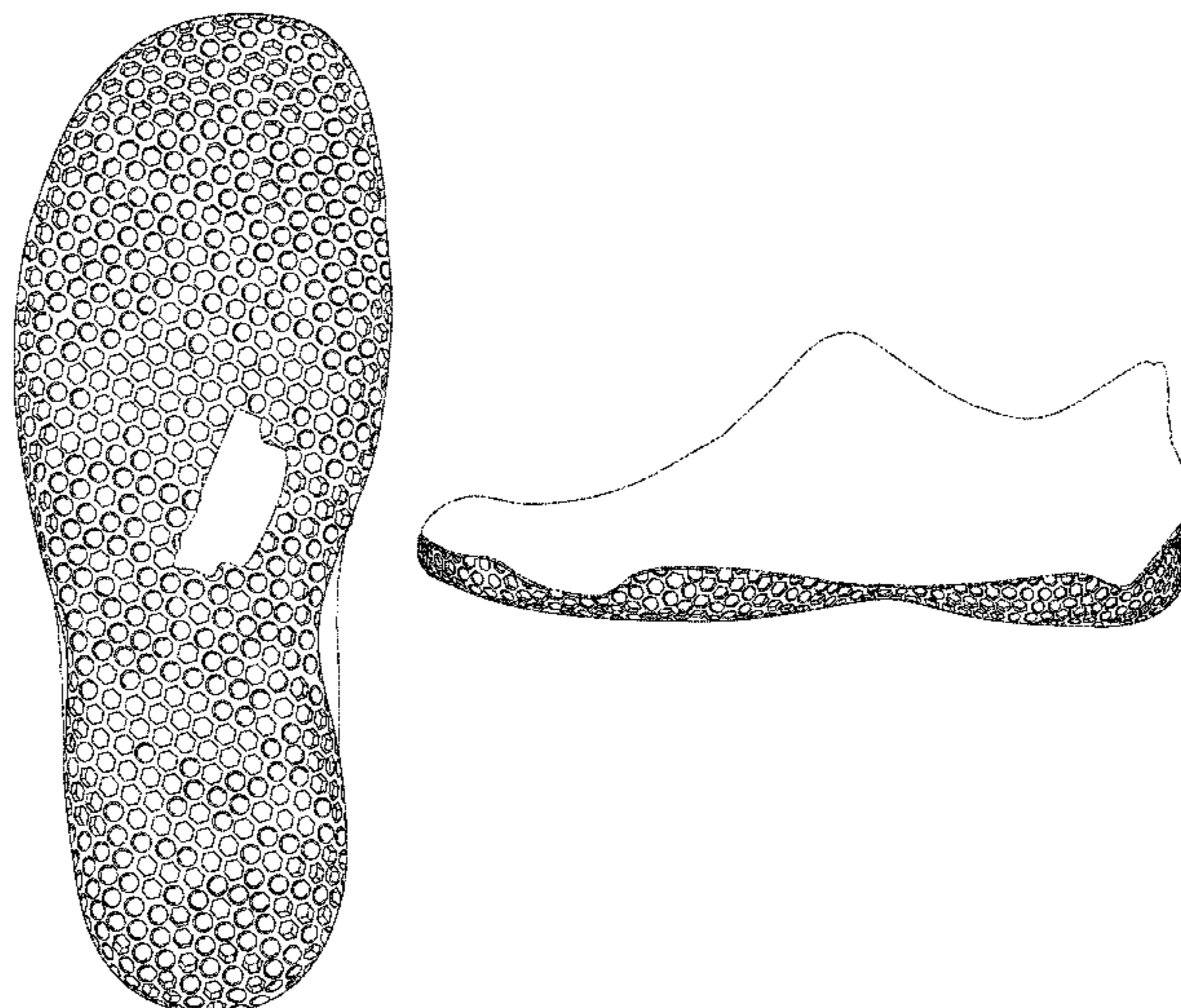
FIG. 4 is a left side view thereof;

FIG. 5 is a front view thereof; and,

FIG. 6 is a rear view thereof.

FIGS. 1-6 show features of an article of footwear in  
phantom lines. These features are shown for environmental  
purposes and do not form any part of the claimed design.  
Further, the phantom lines immediately adjacent the solid-  
line portions of the design form the boundary of the design,  
with the phantom lines forming no part of the claimed  
design.

**1 Claim, 4 Drawing Sheets**



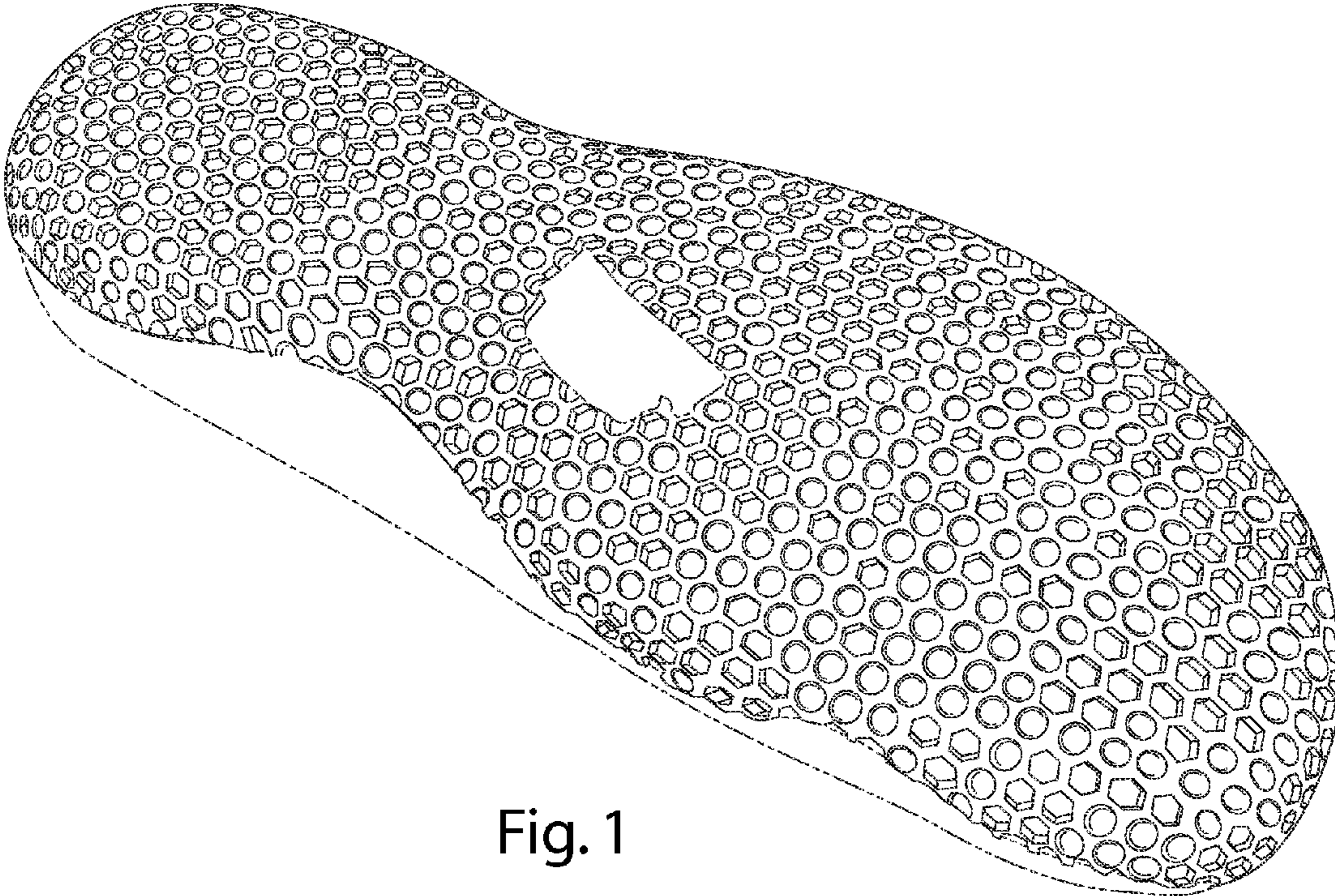


Fig. 1

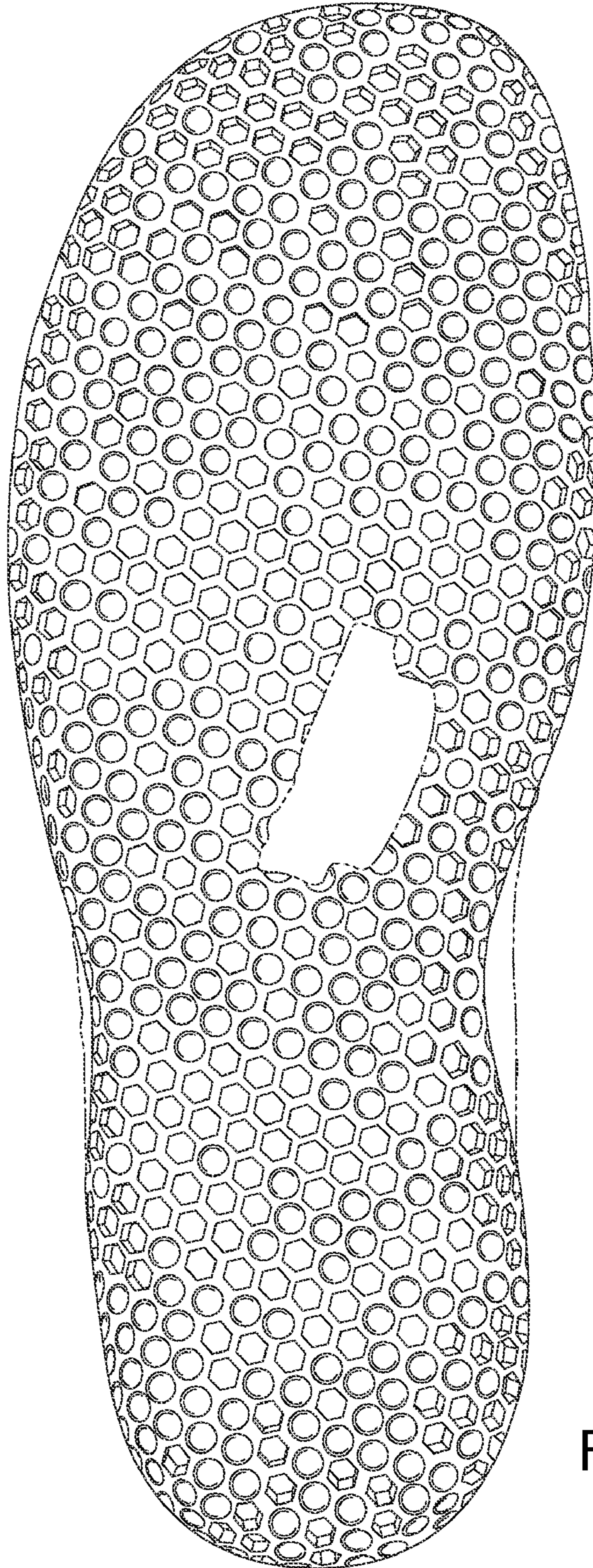


Fig. 2

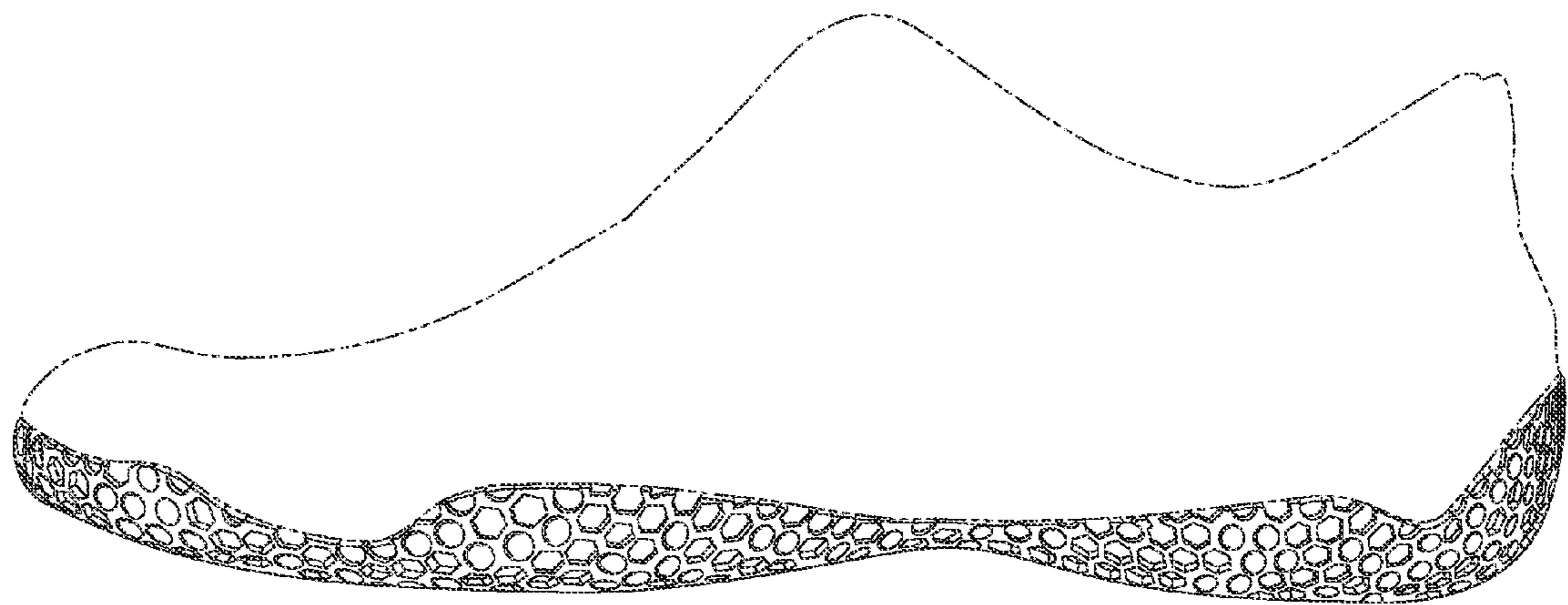


Fig. 3

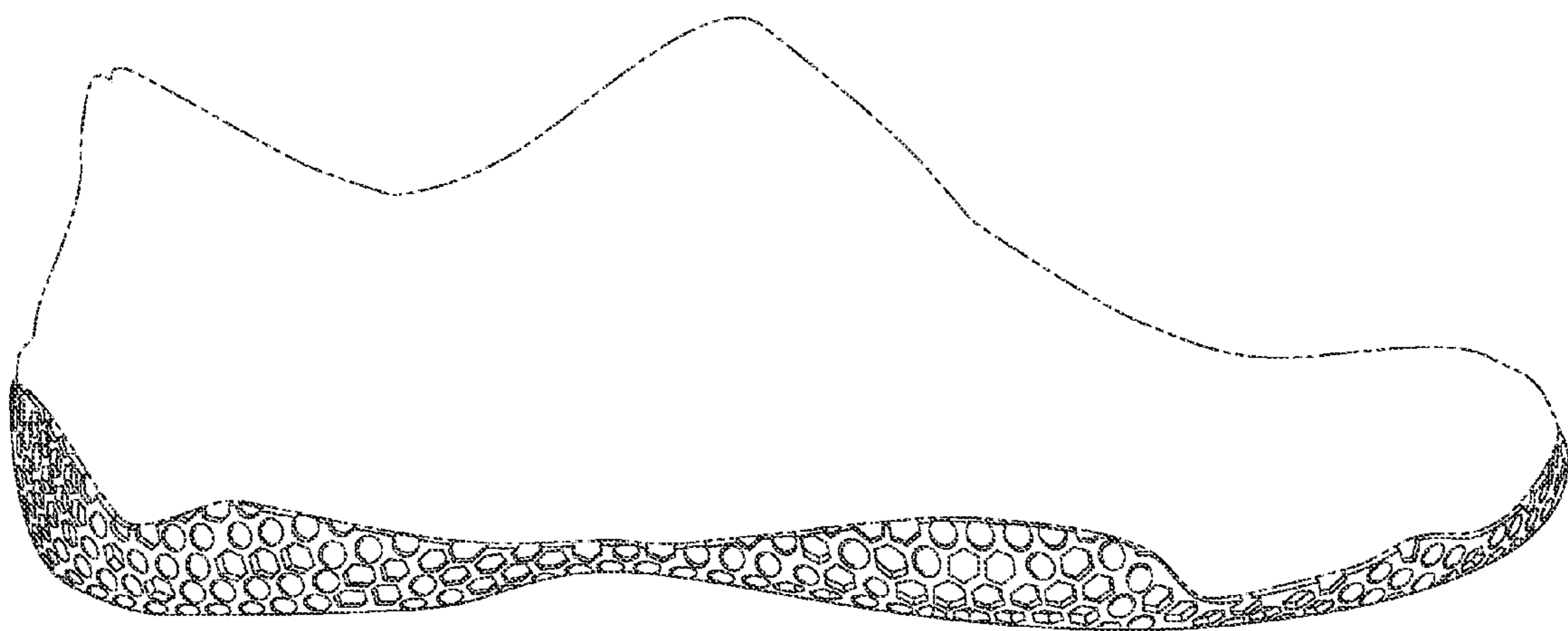


Fig. 4

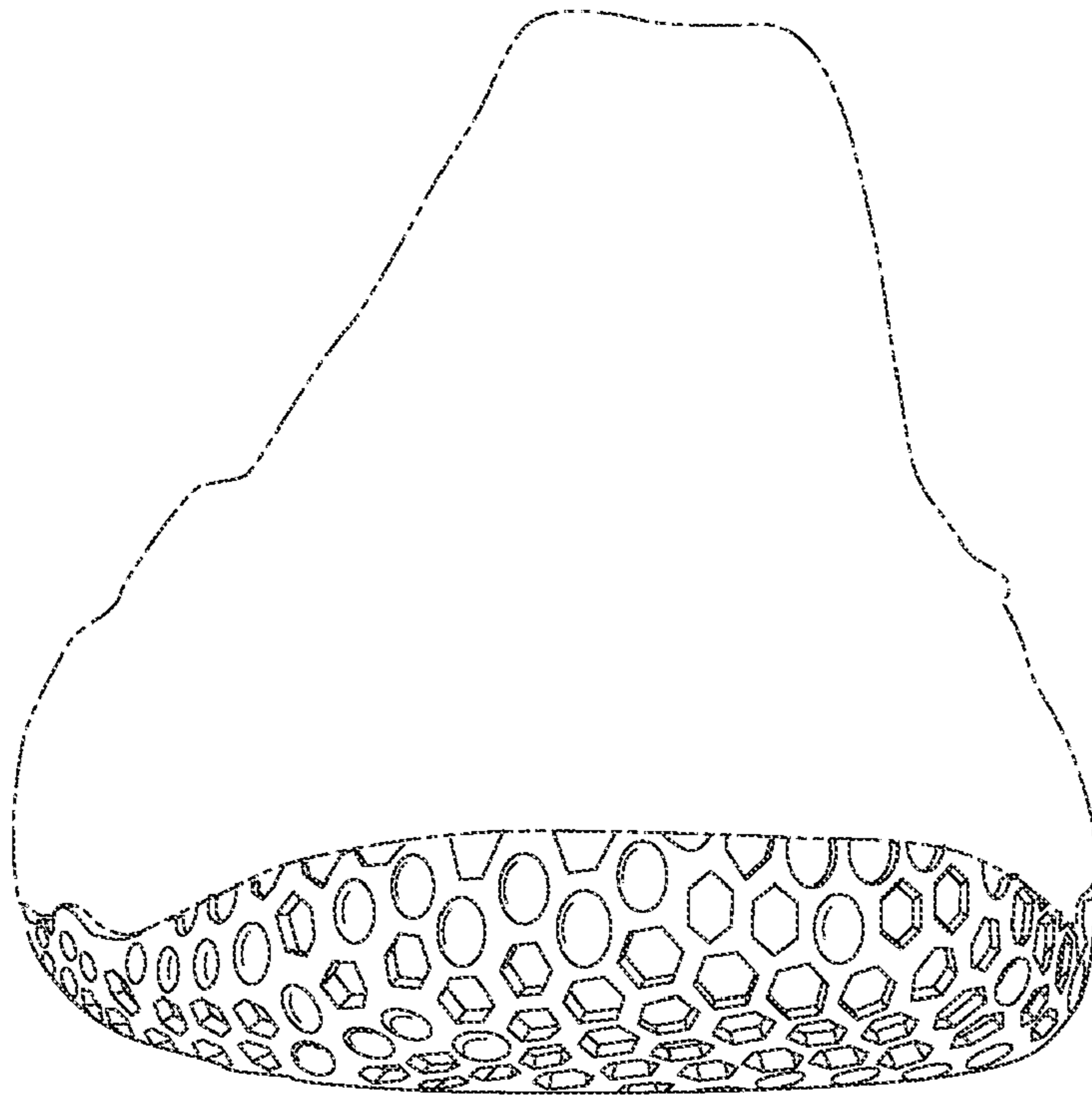


Fig. 5

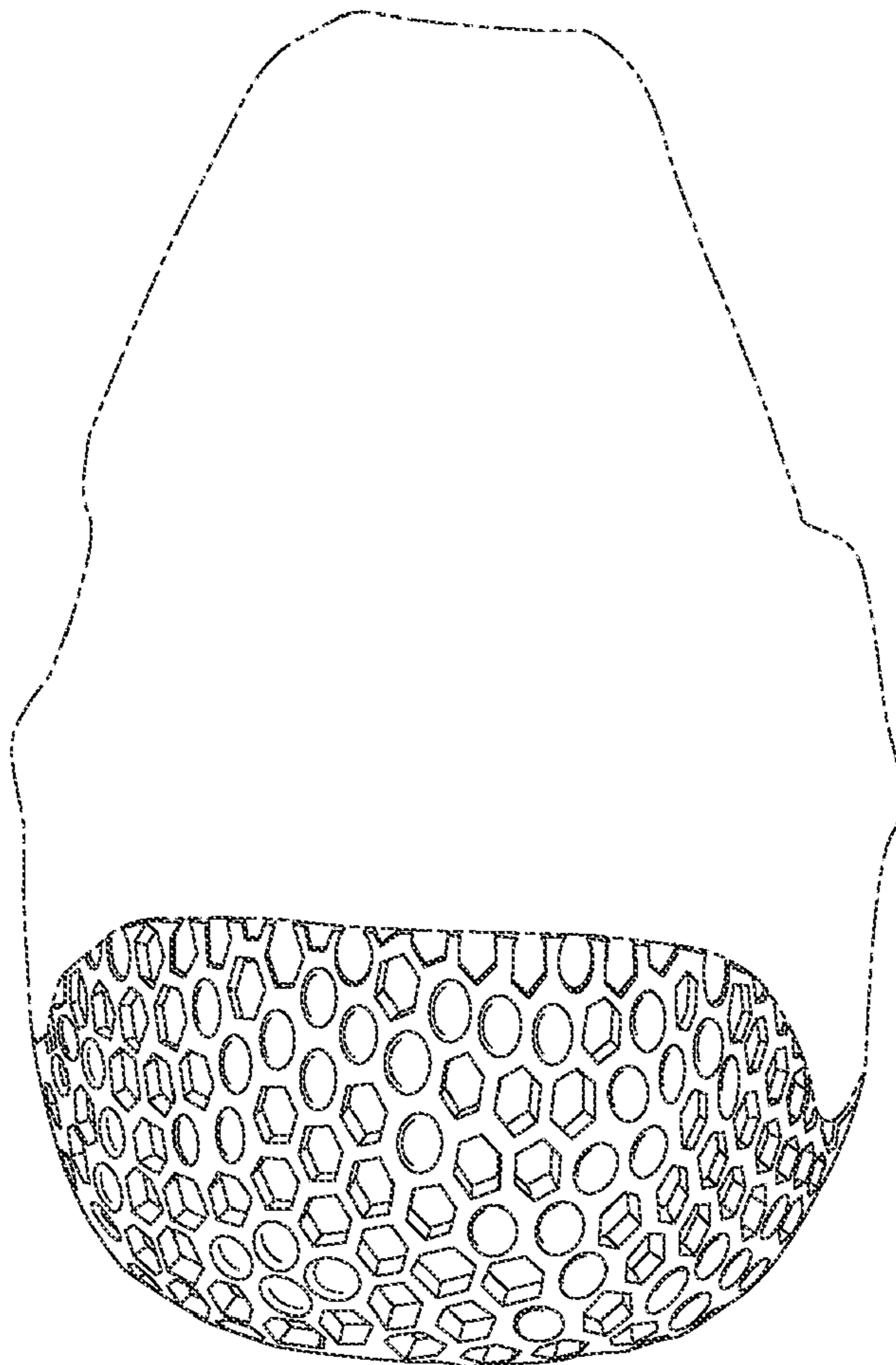


Fig. 6