



US00D549928S

(12) **United States Design Patent**
Schuller et al.

(10) **Patent No.:** **US D549,928 S**
(45) **Date of Patent:** **** Sep. 4, 2007**

(54) **IMPLEMENT FOR CONTACTING SURFACES**

(75) Inventors: **David William Schuller**, Lebanon, OH (US); **Craig Merillat Rasmussen**, Loveland, OH (US); **Brent William Mason**, West Chester, OH (US); **Anthony Piazza**, Palo Alto, CA (US); **Sally Madsen**, Mountain View, CA (US); **Elizabeth Liebert**, Menlo Park, CA (US); **Judy M. Lee**, San Francisco, CA (US)

(73) Assignee: **The Iams Company**, Dayton, OH (US)

(**) Term: **14 Years**

(21) Appl. No.: **29/270,255**

(22) Filed: **Dec. 19, 2006**

Related U.S. Application Data

(63) Continuation of application No. 29/258,649, filed on Apr. 25, 2006, now Pat. No. Des. 537,232.

(51) **LOC (8) Cl.** **02-06**

(52) **U.S. Cl.** **D2/617**

(58) **Field of Classification Search** D29/113, D29/116, 116.3, 117.1, 117.2, 123; D2/610, D2/616-621, 623; D24/190; 2/1, 455, 16, 2/19-20, 162, 165-167, 159-160, 161.1, 2/161.2, 161.3, 161.4, 161.5, 161.6, 161.7, 2/161.8, 908, 917; D32/43; D30/158; D28/63
See application file for complete search history.

(56) **References Cited**

U.S. PATENT DOCUMENTS

1,161,719 A * 11/1915 Norton 2/168
3,096,523 A * 7/1963 Bruchas 2/159
3,885,249 A 5/1975 De Brabander

4,843,652 A 7/1989 Kuwahara
4,953,998 A 9/1990 McCartherens
5,008,969 A 4/1991 Jarrett
5,169,251 A 12/1992 Davis
5,441,355 A 8/1995 Moore
5,577,273 A 11/1996 Newkirk et al.

(Continued)

FOREIGN PATENT DOCUMENTS

DE 2727280 12/1978

(Continued)

OTHER PUBLICATIONS

Mitts, Biznet.com.

(Continued)

Primary Examiner—Robert A. Delehanty

(74) *Attorney, Agent, or Firm*—Cynthia L. Clay; Kelly L. McDow; Karen F. Clark

(57) **CLAIM**

The ornamental design for an implement for contacting surfaces, as shown and described.

DESCRIPTION

FIG. 1 is a perspective view of an implement for contacting surfaces ornamentation showing our new design;

FIG. 2 is a bottom view thereof;

FIG. 3 is a top view,

FIG. 4 is a right side view,

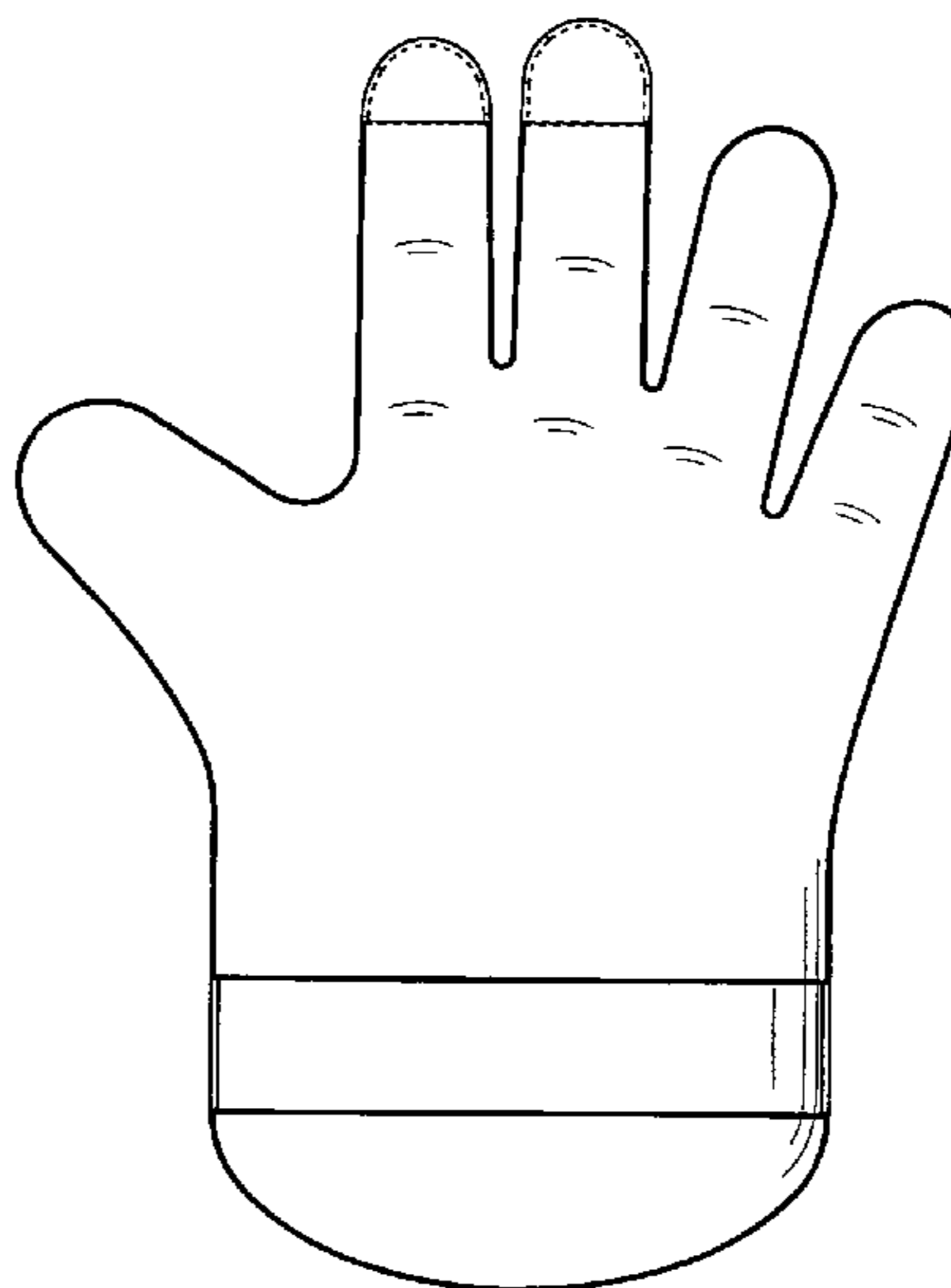
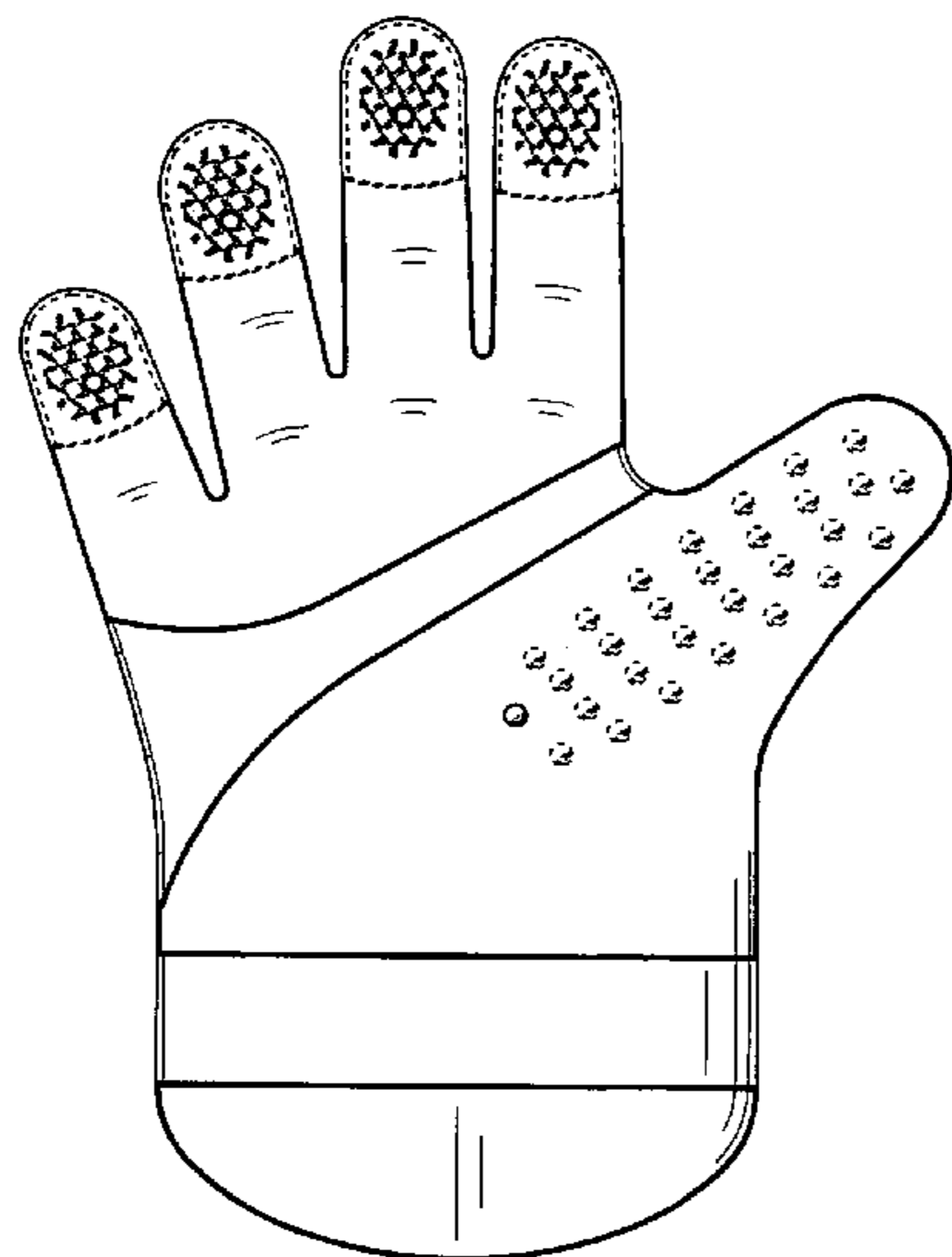
FIG. 5 is a left side view thereof;

FIG. 6 is a front view; and,

FIG. 7 is a back view.

The broken lines in the drawings are for illustrative purposes only and do not form a part of the claimed design.

1 Claim, 5 Drawing Sheets



US D549,928 S

Page 2

U.S. PATENT DOCUMENTS

5,676,092 A 10/1997 Ortolivo
5,722,349 A 3/1998 Wolgamuth
5,768,709 A 6/1998 Newkirk et al.
5,867,829 A 2/1999 Hegoas
D414,301 S * 9/1999 Werner D29/116.2
5,971,756 A 10/1999 Fjelstad
6,024,970 A 2/2000 Woodard
6,065,431 A 5/2000 Davis
6,109,214 A 8/2000 Rampersad
6,153,208 A 11/2000 McAtee et al.
6,275,995 B1 8/2001 Le Gette et al.
6,338,855 B1 1/2002 Albacarys et al.
D460,585 S * 7/2002 Johnson D29/116.2
6,604,244 B1 8/2003 Leach
D479,972 S * 9/2003 Cueto D2/617
6,669,657 B1 12/2003 Ongwela
6,726,386 B1 4/2004 Gruenbacher et al.
6,811,338 B1 11/2004 Manske, Jr. et al.
6,834,619 B1 12/2004 Rampersad
D536,510 S 4/2006 Schuller et al.
D536,511 S 4/2006 Schuller et al.
D536,512 S 4/2006 Schuller et al.
D536,857 S 4/2006 Schuller et al.
2005/0072374 A1 4/2005 Claire

2005/0136098 A1 6/2005 Spadini et al.

FOREIGN PATENT DOCUMENTS

EP 00512695 A1 11/1992
EP 638277 2/1995
FR 2333482 7/1977
FR 2702947 9/1994
GB 2113977 8/1983
GB 2134371 8/1984
GB 2322791 9/1998
GB 2346801 8/2000
GB 2369286 5/2002
WO WO95/25428 A1 9/1995
WO WO99/13861 A1 3/1999
WO WO99/55303 A1 11/1999
WO WO 2005/004588 A1 1/2005
WO WO 2005/025304 A1 3/2005

OTHER PUBLICATIONS

U.S. Appl. No. 29/270,271, filed Dec. 19, 2006, Schuller et al.
U.S. Appl. No. 29/270,263, filed Dec. 19, 2006, Schuller et al.
U.S. Appl. No. 29/270,270, filed Dec. 19, 2006, Schuller et al.
U.S. Appl. No. 29/270,252, filed Dec. 19, 2006, Schuller et al.

* cited by examiner

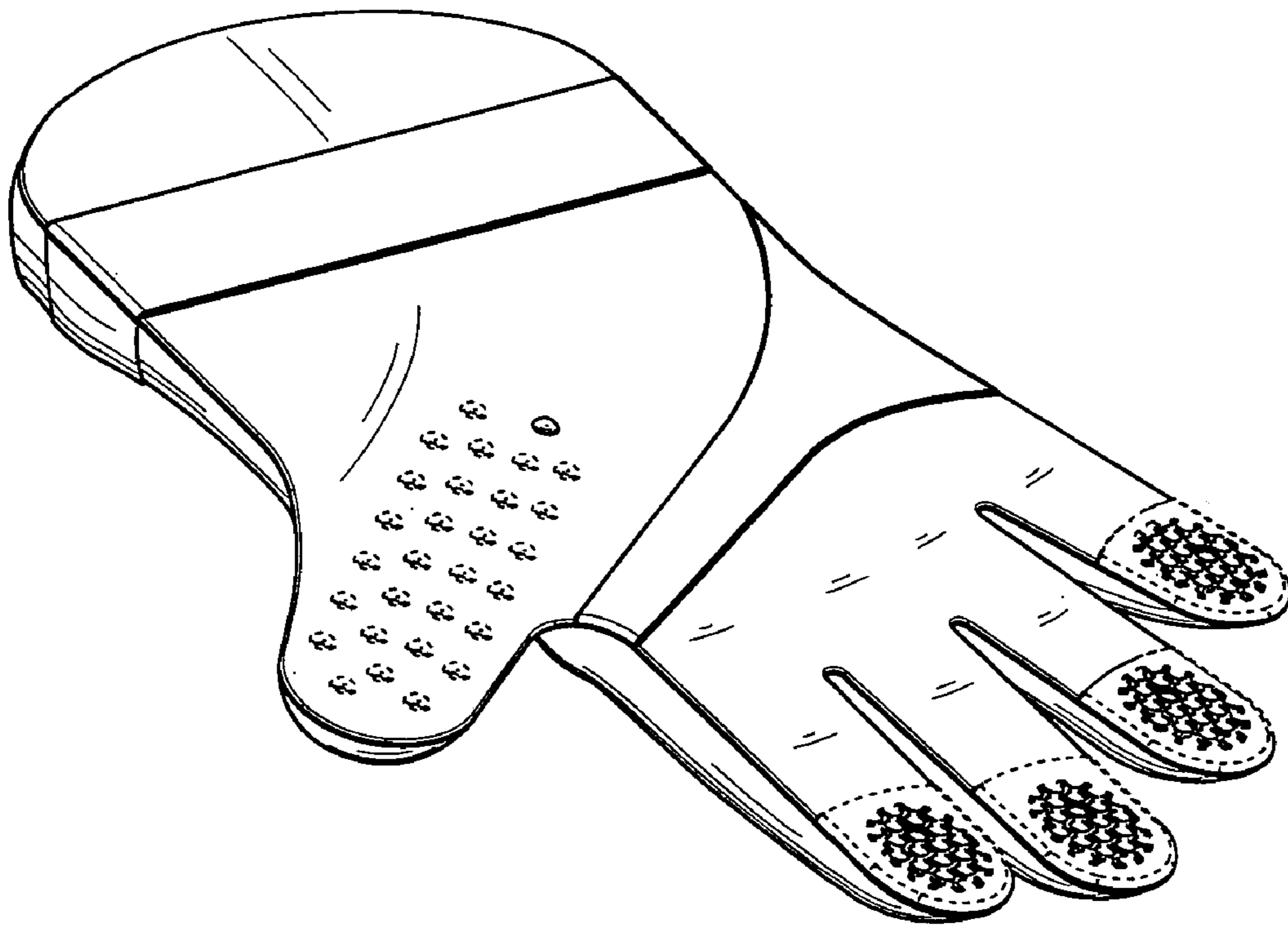


Fig. 1

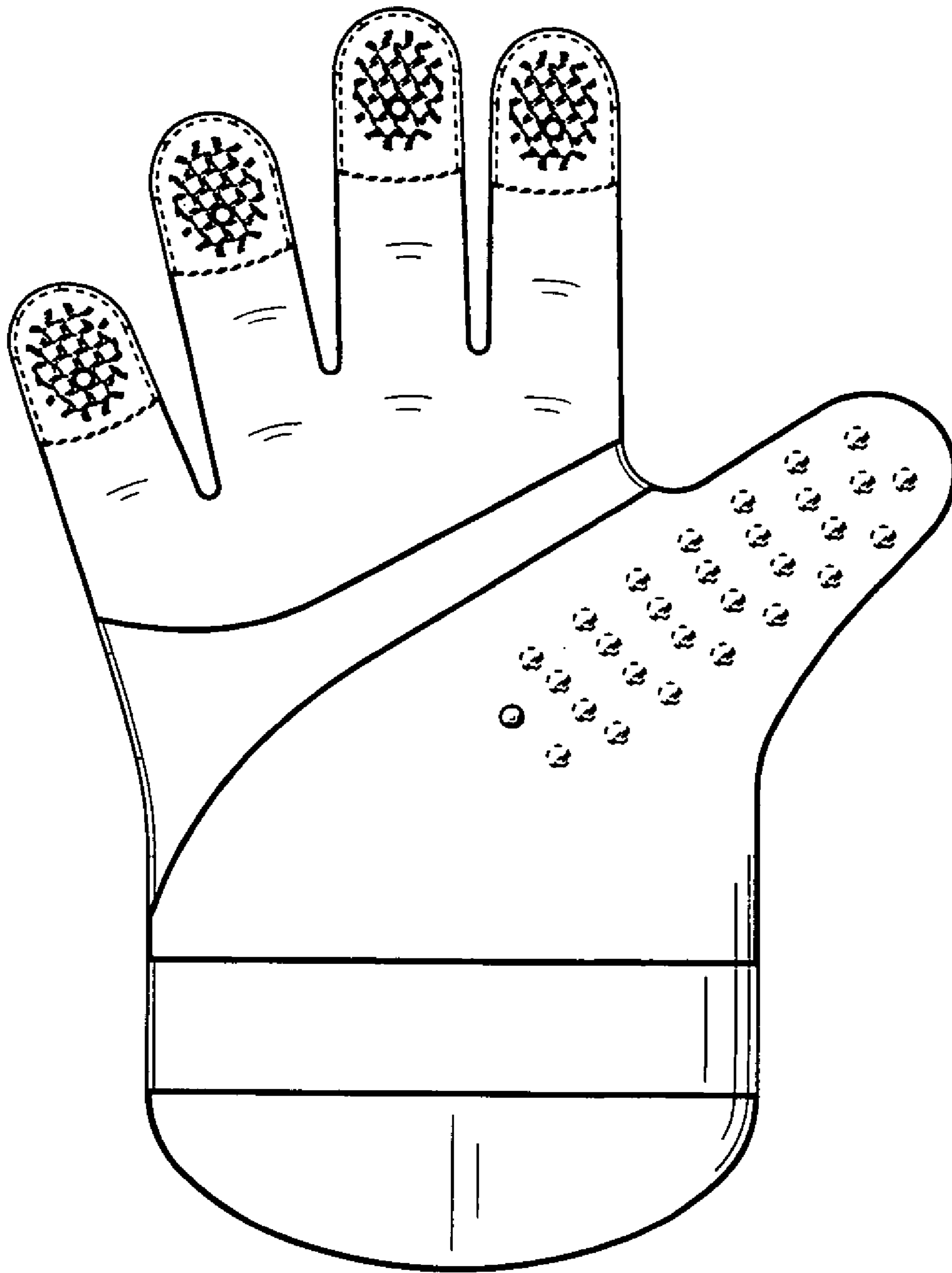


Fig. 2

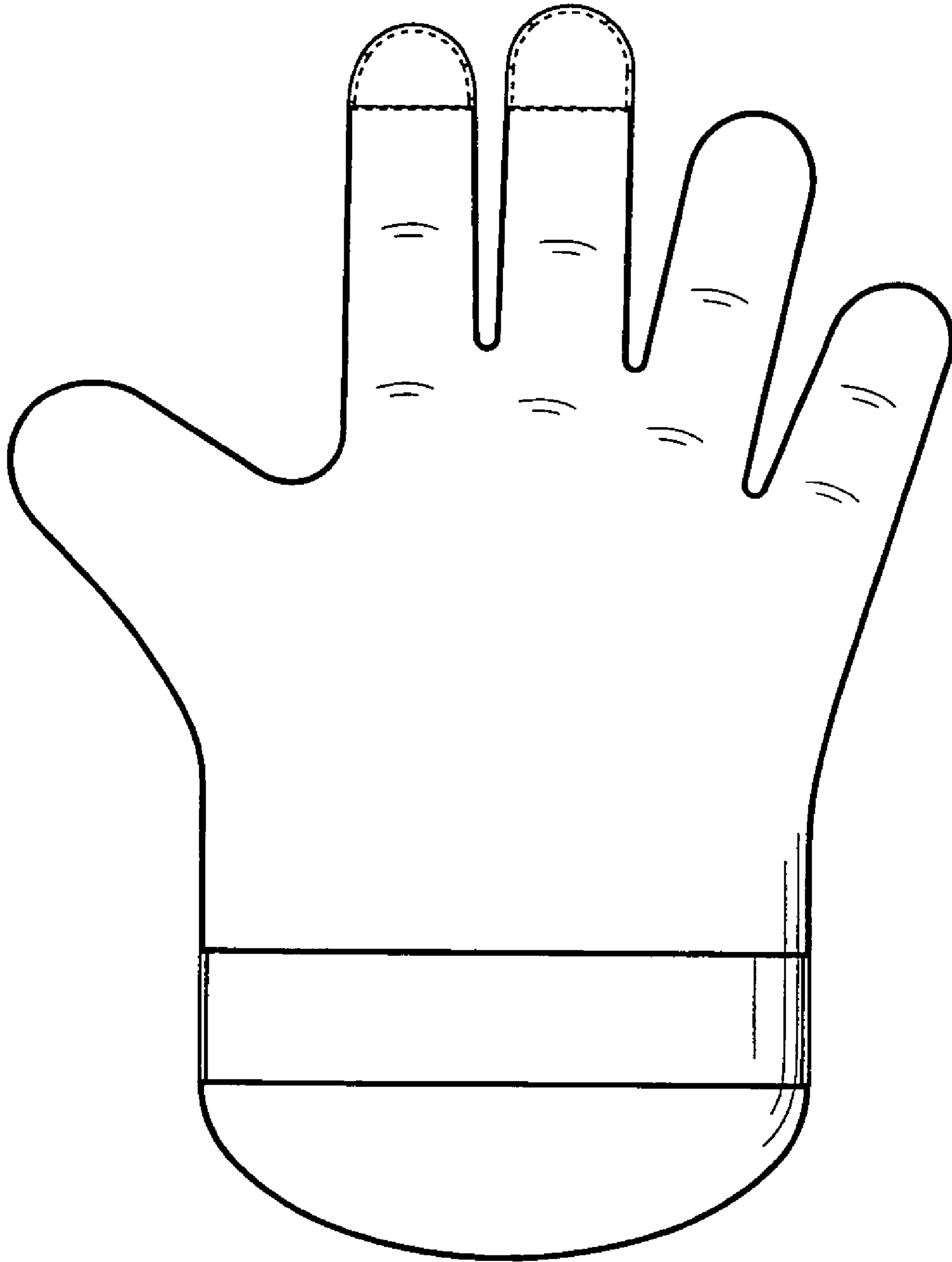


Fig. 3




Fig. 5




Fig. 4



Fig. 6




Fig. 7