



US00D549927S

(12) **United States Design Patent**
Schuller et al.

(10) **Patent No.:** **US D549,927 S**
(45) **Date of Patent:** **** Sep. 4, 2007**

(54) **IMPLEMENT FOR CONTACTING SURFACES**

(75) Inventors: **David William Schuller**, Lebanon, OH (US); **Craig Merillat Rasmussen**, Loveland, OH (US); **Brent William Mason**, West Chester, OH (US); **Anthony Piazza**, Palo Alto, CA (US); **Sally Madsen**, Mountain View, CA (US); **Elizabeth Liebert**, Menlo Park, CA (US); **Judy M. Lee**, San Francisco, CA (US)

(73) Assignee: **The Iams Company**, Dayton, OH (US)

(**) Term: **14 Years**

(21) Appl. No.: **29/270,252**

(22) Filed: **Dec. 19, 2006**

Related U.S. Application Data

(63) Continuation of application No. 29/258,638, filed on Apr. 25, 2006, now Pat. No. Des. 536,510.

(51) **LOC (8) Cl.** **02-06**

(52) **U.S. Cl.** **D2/617**

(58) **Field of Classification Search** D29/113, D29/116, 116.3, 117.1, 117.2, 123; D2/610, D2/616-621, 623; D24/190; 2/1, 455, 16, 2/19-20, 162, 165-167, 159-160, 161.1, 2/161.2, 161.3, 161.4, 161.5, 161.6, 161.7, 2/161.8, 908, 917; D32/43; D30/158; D28/63
See application file for complete search history.

(56) **References Cited**

U.S. PATENT DOCUMENTS

1,346,683 A * 7/1920 Reynolds 2/161.8
3,885,249 A 5/1975 De Brabander
4,843,652 A 7/1989 Kuwahara

4,953,998 A 9/1990 McCartherens
5,008,969 A 4/1991 Jarrett
5,169,251 A 12/1992 Davis
5,419,014 A * 5/1995 Piantedosi 2/161.8
D359,381 S * 6/1995 Henriquez D2/616
5,441,355 A 8/1995 Moore

(Continued)

FOREIGN PATENT DOCUMENTS

DE 2727280 12/1978

(Continued)

OTHER PUBLICATIONS

Mitts, Biznet.com.

(Continued)

Primary Examiner—Robert A. Delehanty

(74) *Attorney, Agent, or Firm*—Cynthia L. Clay; Kelly L. McDow; Karen F. Clark

(57) **CLAIM**

The ornamental design for an implement for contacting surfaces, as shown and described.

DESCRIPTION

FIG. 1 is a perspective view of an implement for contacting surfaces ornamentation showing our new design;

FIG. 2 is a bottom view thereof;

FIG. 3 is a top view,

FIG. 4 is a right side view,

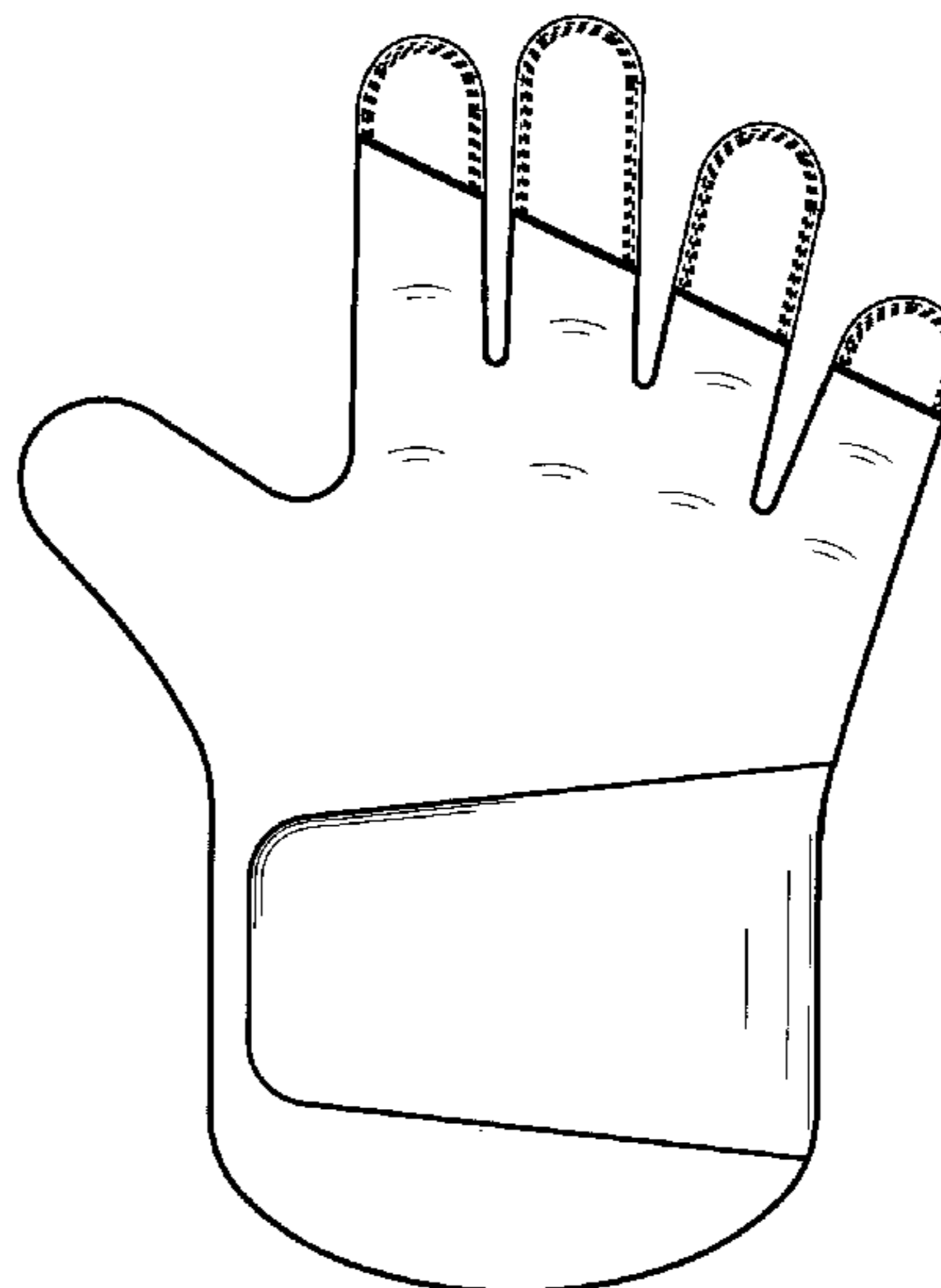
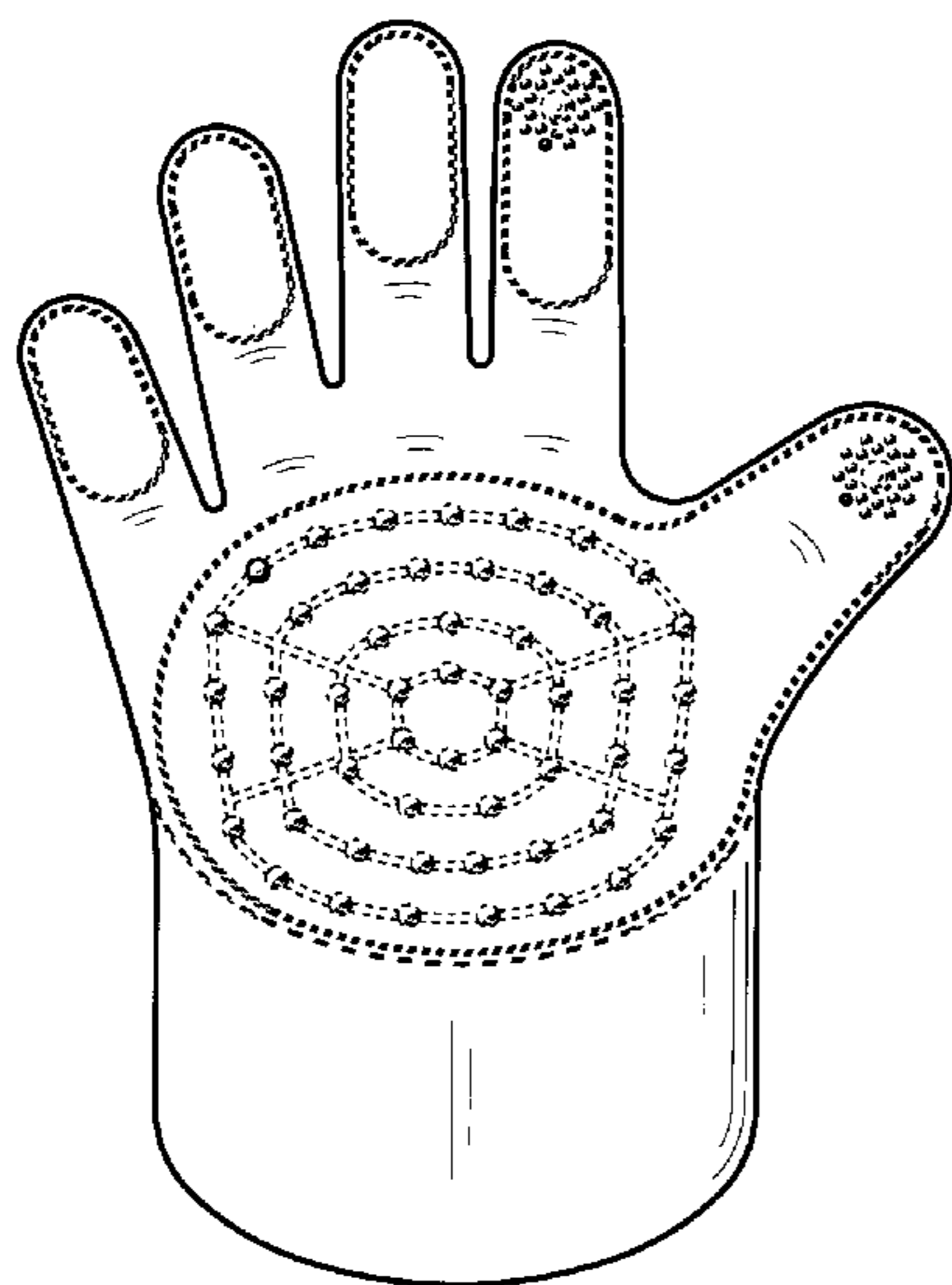
FIG. 5 is a left side view thereof;

FIG. 6 is a front view; and,

FIG. 7 is a back view.

The broken lines in the drawings are for illustrative purposes only and do not form a part of the claimed design.

1 Claim, 5 Drawing Sheets



US D549,927 S

Page 2

U.S. PATENT DOCUMENTS

5,577,273	A	11/1996	Newkirk et al.
5,676,092	A	10/1997	Ortolivo
5,722,349	A	3/1998	Wolgamuth
5,768,709	A	6/1998	Newkirk et al.
5,867,829	A	2/1999	Hegoas
5,971,756	A	10/1999	Fjelstad
6,024,970	A	2/2000	Woodard
6,065,431	A	5/2000	Davis
6,109,214	A	8/2000	Rampersad
6,153,208	A	11/2000	McAtee et al.
6,275,995	B1	8/2001	Le Gette et al.
6,338,855	B1	1/2002	Albacarys et al.
6,604,244	B1	8/2003	Leach
6,669,657	B1	12/2003	Ongwela
6,726,386	B1	4/2004	Gruenbacher et al.
6,811,338	B1	11/2004	Manske, Jr. et al.
6,834,619	B1	12/2004	Rampersad
D536,511	S	2/2007	Schuller et al.
D536,512	S	2/2007	Schuller et al.
D536,857	S	2/2007	Schuller et al.
D537,232	S	2/2007	Schuller et al.
2005/0072374	A1	4/2005	Claire
2005/0136098	A1	6/2005	Spadini et al.

FOREIGN PATENT DOCUMENTS

EP	00512695	A1	11/1992
EP	638277		2/1995
FR	2333482		7/1977
FR	2702947		9/1994
GB	2113977		8/1983
GB	2134371		8/1984
GB	2322791		9/1998
GB	2346801		8/2000
GB	2369286		5/2002
WO	WO 095/25428	A1	9/1995
WO	WO 099/13861	A1	3/1999
WO	WO 099/55303	A1	11/1999
WO	WO 05/004588	A1	1/2005
WO	WO 05/025304	A1	3/2005

OTHER PUBLICATIONS

U.S. Appl. No. 29/270,271, filed Dec. 19, 2006, Schuller et al.
U.S. Appl. No. 29/270,263, filed Dec. 19, 2006, Schuller et al.
U.S. Appl. No. 29/270,270, filed Dec. 19, 2006, Schuller et al.
U.S. Appl. No. 29/270,255, filed Dec. 19, 2006, Schuller et al.

* cited by examiner

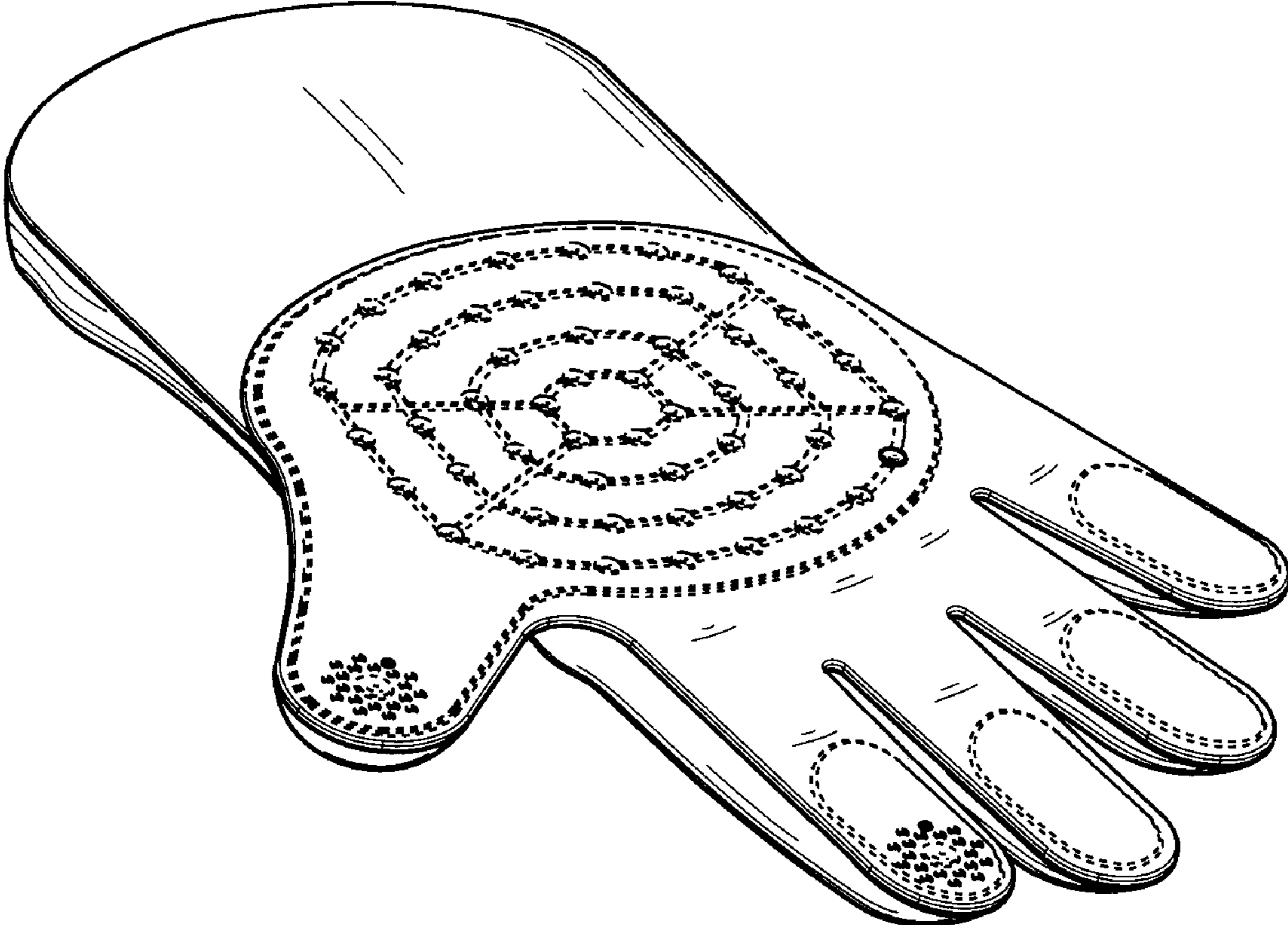


Fig. 1

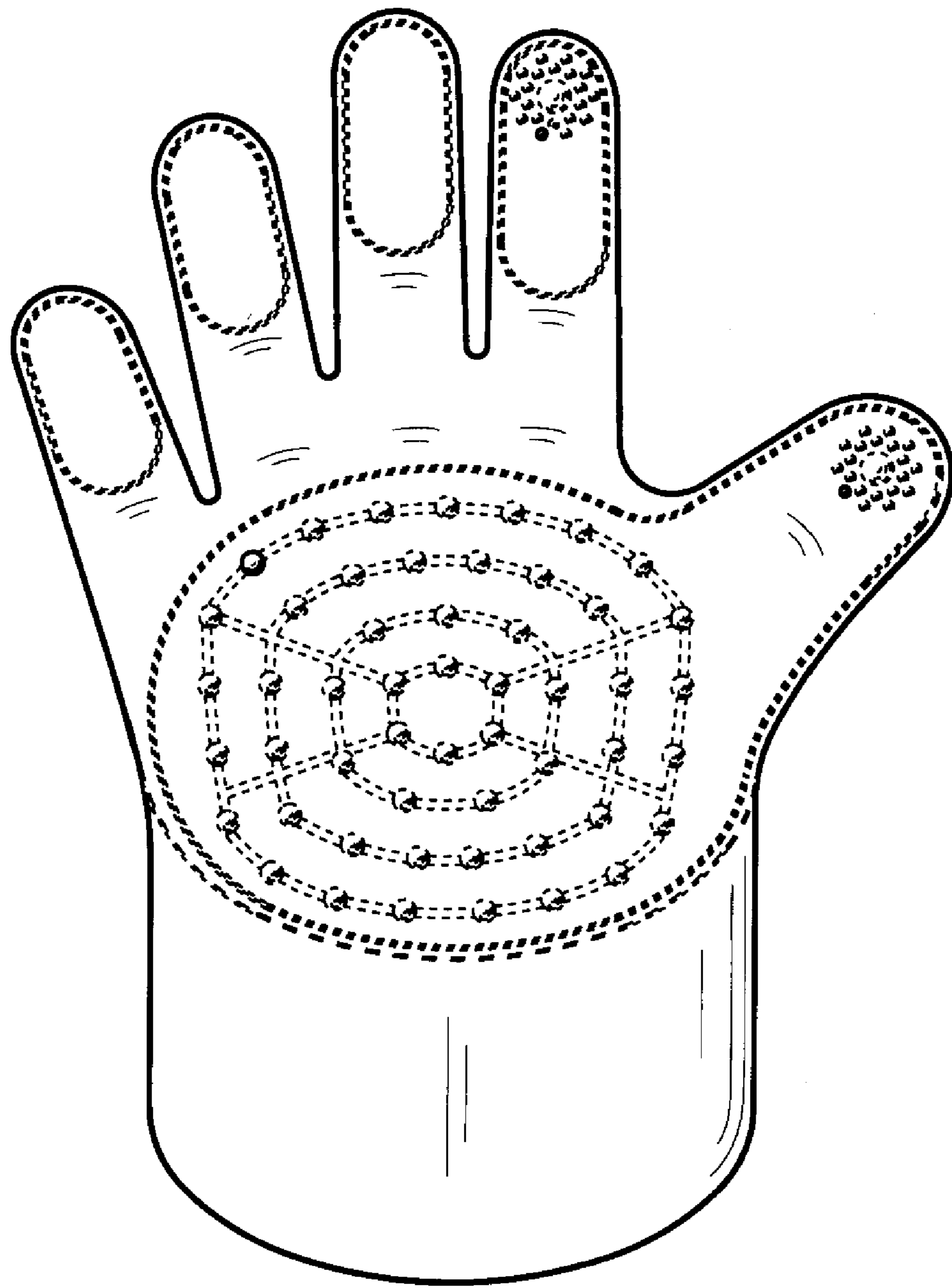


Fig. 2

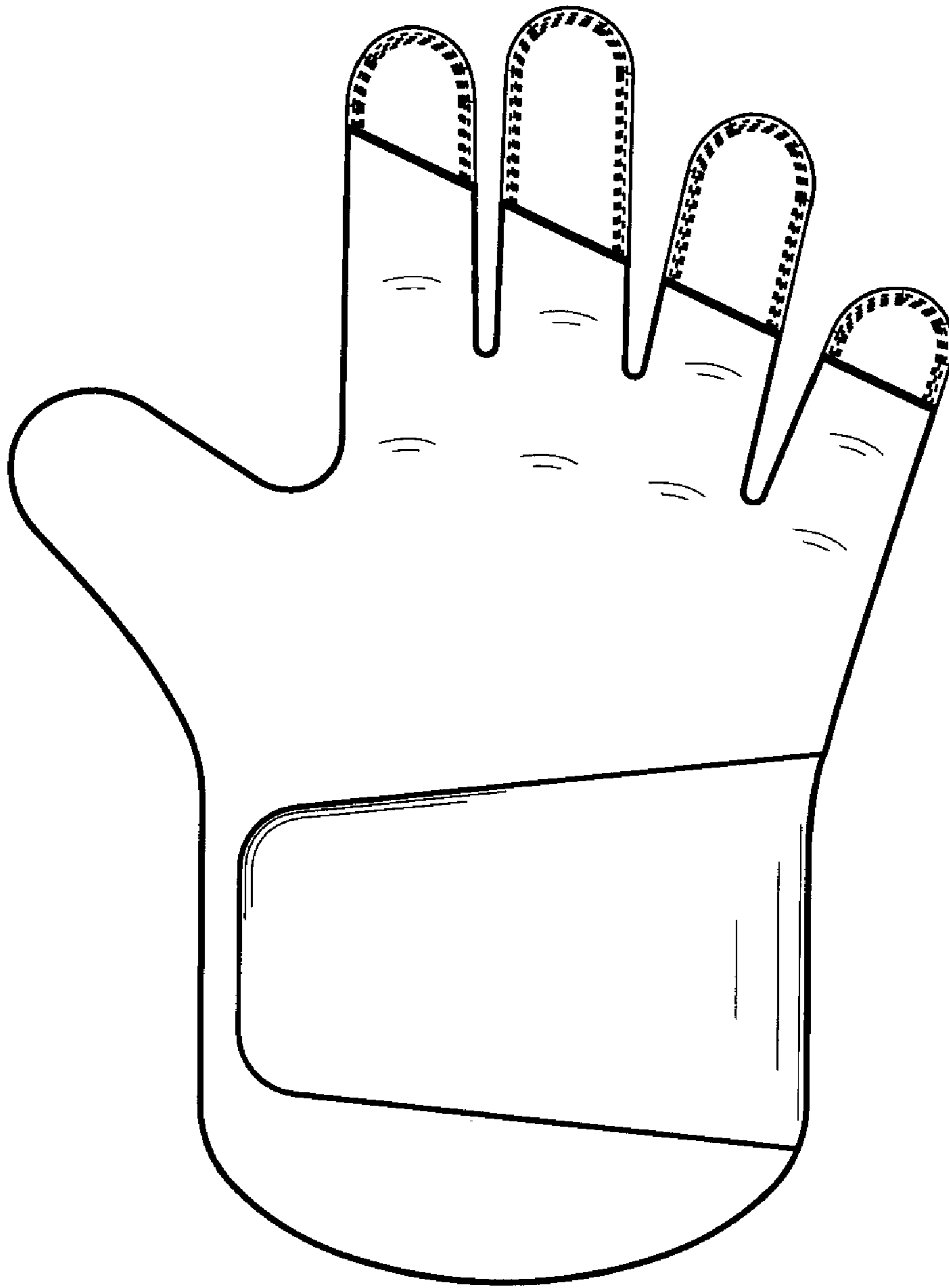


Fig. 3




Fig. 5




Fig. 4



Fig. 6



Fig. 7