



US00D549915S

(12) **United States Design Patent**
Pastrana-Rangel

(10) **Patent No.:** **US D549,915 S**

(45) **Date of Patent:** **** Aug. 28, 2007**

(54) **SCRUBBING DEVICE**

(76) **Inventor:** **Adriana Pastrana-Rangel**, Avenida
Dos, No. 226-1A, Col. San Pedro de los
Pinos, Delegación Benito Juárez, 03800
(MX)

(**) **Term:** **14 Years**

(21) **Appl. No.:** **29/237,801**

(22) **Filed:** **Sep. 7, 2005**

(51) **LOC (8) Cl.** **07-05**

(52) **U.S. Cl.** **D32/67**

(58) **Field of Classification Search** D32/67,
D32/53, 53.1, 54; D7/678; D17/99; 68/223-231;
15/257.05, 257.06; 220/695, 706
See application file for complete search history.

(56) **References Cited**

U.S. PATENT DOCUMENTS

D153,319 S *	4/1949	Rabinowitz	D32/67
2,504,819 A *	4/1950	Flores	68/224
2,704,448 A *	3/1955	Pettit	68/229
D193,208 S *	7/1962	Graham	D32/67
D235,001 S *	4/1975	Sunday	D32/67
D235,002 S *	4/1975	Sunday	D32/67
D237,448 S *	11/1975	Sunday	D32/67

D254,230 S *	2/1980	Sanger	D32/67
D259,993 S *	7/1981	Kunze	D32/67
D262,933 S *	2/1982	Stoll	D7/678

* cited by examiner

Primary Examiner—Pamela J. Burgess

(74) *Attorney, Agent, or Firm*—The Hecker Law Group, PLC

(57) **CLAIM**

The ornamental design for a scrubbing device, as shown and described.

DESCRIPTION

FIG. 1 is a top perspective view of my new design for a scrubbing device.


FIG. 2 is a top view of the scrubbing device shown in FIG. 1.

FIG. 3 is a right side view of the scrubbing device shown in FIG. 1, the left side being a mirror image thereof.

FIG. 4 is a front side view of the scrubbing device shown in FIG. 1, the rear side being a mirror image thereof; and,

FIG. 5 is a bottom view of the scrubbing device shown in FIG. 1.

1 Claim, 3 Drawing Sheets



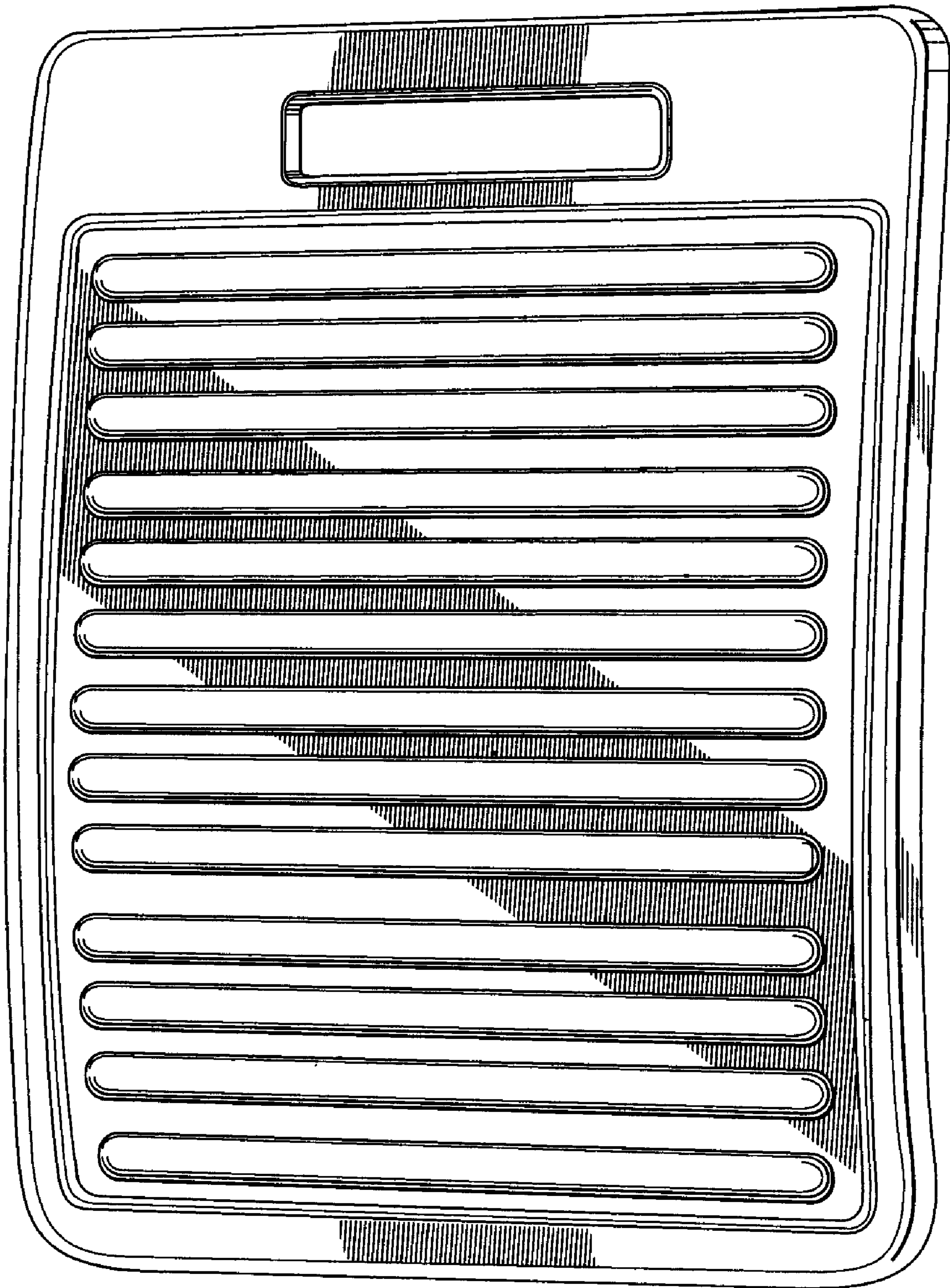


FIG. 1




FIG. 2



FIG. 3




FIG. 4




FIG. 5