

US00D549908S

(12) **United States Design Patent**
Rosenzweig

(10) **Patent No.:** **US D549,908 S**

(45) **Date of Patent:** **** Aug. 28, 2007**

(54) **SURFACE CLEANER**

(75) **Inventor:** **Mark Rosenzweig**, Chestnut Hill, MA (US)

(73) **Assignee:** **Euro-Pro Corporation**, West Newton, MA (US)

(**) **Term:** **14 Years**

(21) **Appl. No.:** **29/205,568**

(22) **Filed:** **May 18, 2004**

(51) **LOC (8) Cl.** **15-05**

(52) **U.S. Cl.** **D32/38**

(58) **Field of Classification Search** D32/15,
D32/17, 18, 19, 21, 22, 25, 31, 32, 33, 38,
D32/39; 15/41.1, 42-44, 46, 48, 79.1, 342,
15/349, 364, 388

See application file for complete search history.

(56) **References Cited**

U.S. PATENT DOCUMENTS

| | | | | |
|--------------|---------|-----------------|-------|--------|
| D293,142 S * | 12/1987 | Kubota | | D32/38 |
| D305,373 S * | 1/1990 | Yamamoto et al. | | D32/22 |
| D352,809 S * | 11/1994 | Reath | | D32/31 |
| D412,380 S * | 7/1999 | Wareham | | D32/32 |
| D416,115 S * | 11/1999 | Rohn et al. | | D32/32 |
| D418,267 S * | 12/1999 | Lin | | D32/32 |
| D425,271 S * | 5/2000 | Roberts et al. | | D32/31 |
| D426,356 S * | 6/2000 | Tsuruha | | D32/22 |
| D427,399 S * | 6/2000 | Thur et al. | | D32/33 |
| D440,019 S * | 4/2001 | Mehaffey et al. | | D32/32 |
| D444,277 S * | 6/2001 | Santiago | | D32/31 |
| D455,529 S * | 4/2002 | Wu | | D32/21 |
| D469,936 S * | 2/2003 | Mchaffey | | D32/32 |
| D473,687 S * | 4/2003 | Kaffenberger | | D32/33 |
| D475,823 S * | 6/2003 | Medema et al. | | D32/32 |
| D487,172 S * | 2/2004 | Oh et al. | | D32/22 |
| D487,324 S * | 3/2004 | Santiago et al. | | D32/32 |
| D487,602 S * | 3/2004 | Roberts et al. | | D32/32 |
| D488,268 S * | 4/2004 | Chen | | D32/15 |

| | | | | |
|-------------------|---------|-------------------|-------|---------|
| D506,049 S * | 6/2005 | Santiago et al. | | D32/32 |
| D507,087 S * | 7/2005 | Archer | | D32/32 |
| D513,351 S * | 12/2005 | Archer | | D32/32 |
| 7,013,521 B2 * | 3/2006 | Grey | | 15/42 |
| D520,199 S * | 5/2006 | Frederick et al. | | D32/32 |
| D524,498 S * | 7/2006 | Luebbering et al. | | D32/32 |
| 7,117,556 B2 * | 10/2006 | Grey | | 15/41.1 |
| 2004/0074027 A1 * | 4/2004 | Grey | | 15/42 |
| 2004/0181888 A1 * | 9/2004 | Tawara et al. | | 15/41.1 |
| 2004/0221406 A1 * | 11/2004 | Grey | | 15/42 |
| 2004/0255411 A1 * | 12/2004 | Grey | | 15/42 |
| 2005/0217043 A1 * | 10/2005 | Grey | | 15/42 |
| 2005/0235440 A1 * | 10/2005 | Rosenzweig et al. | | 15/52.1 |
| 2006/0000040 A1 * | 1/2006 | Grey et al. | | 15/42 |

* cited by examiner

Primary Examiner—Alan P. Douglas

Assistant Examiner—Barbara Fox

(74) *Attorney, Agent, or Firm*—Womble Carlyle Sandridge & Rice, PLLC

(57) **CLAIM**

The ornamental design for a surface cleaner, as shown and described.

DESCRIPTION

FIG. 1 is a front perspective view of the surface cleaner according to my novel design;

FIG. 2 is a rear perspective view thereof;

FIG. 3 is a top view thereof;

FIG. 4 is a front view thereof;

FIG. 5 is a rear view thereof;

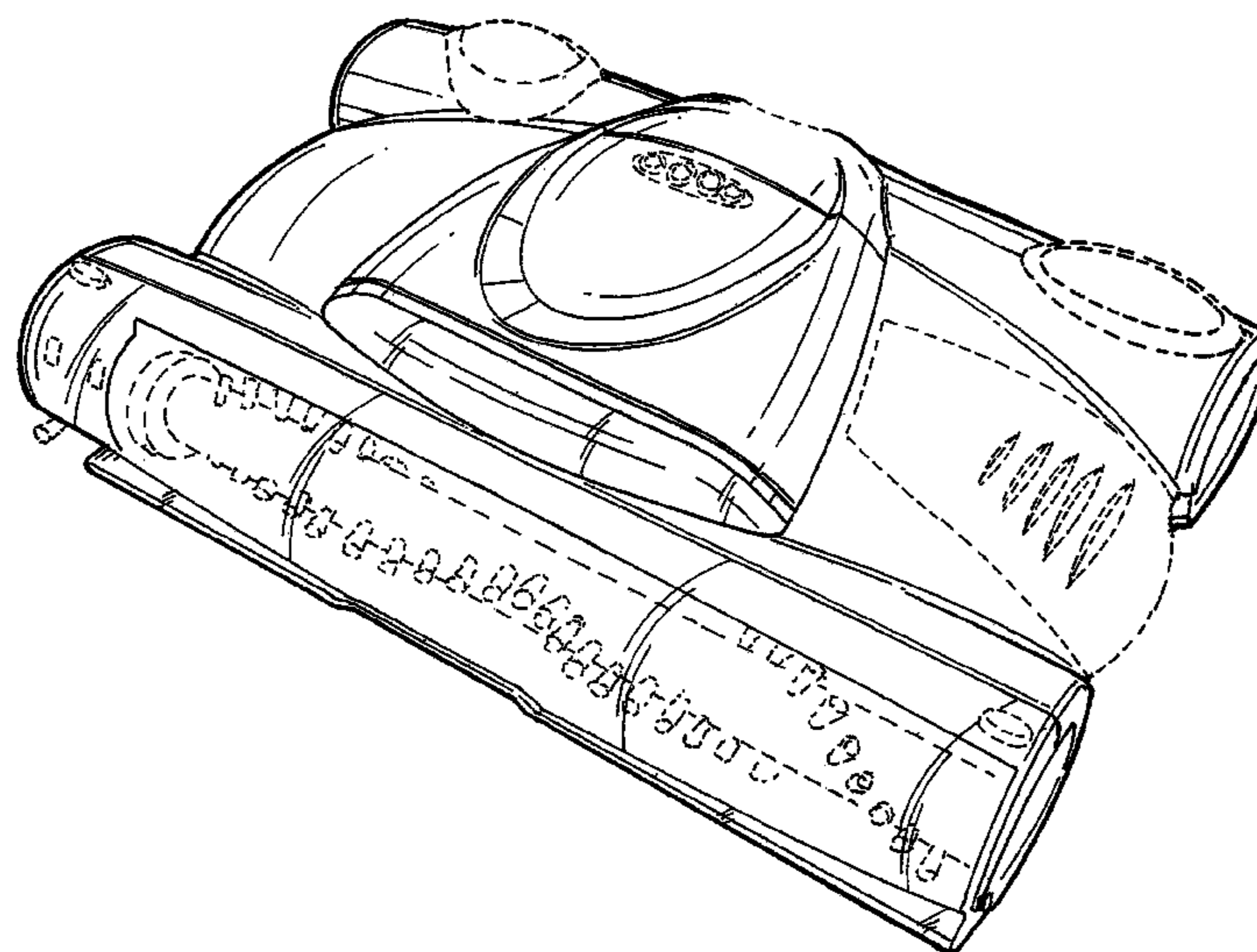
FIG. 6 is a left side view thereof;

FIG. 7 is a right side view thereof; and,

FIG. 8 is a bottom view thereof.

The broken lines are for illustrative purposes only and form no part of the claimed design.

1 Claim, 6 Drawing Sheets



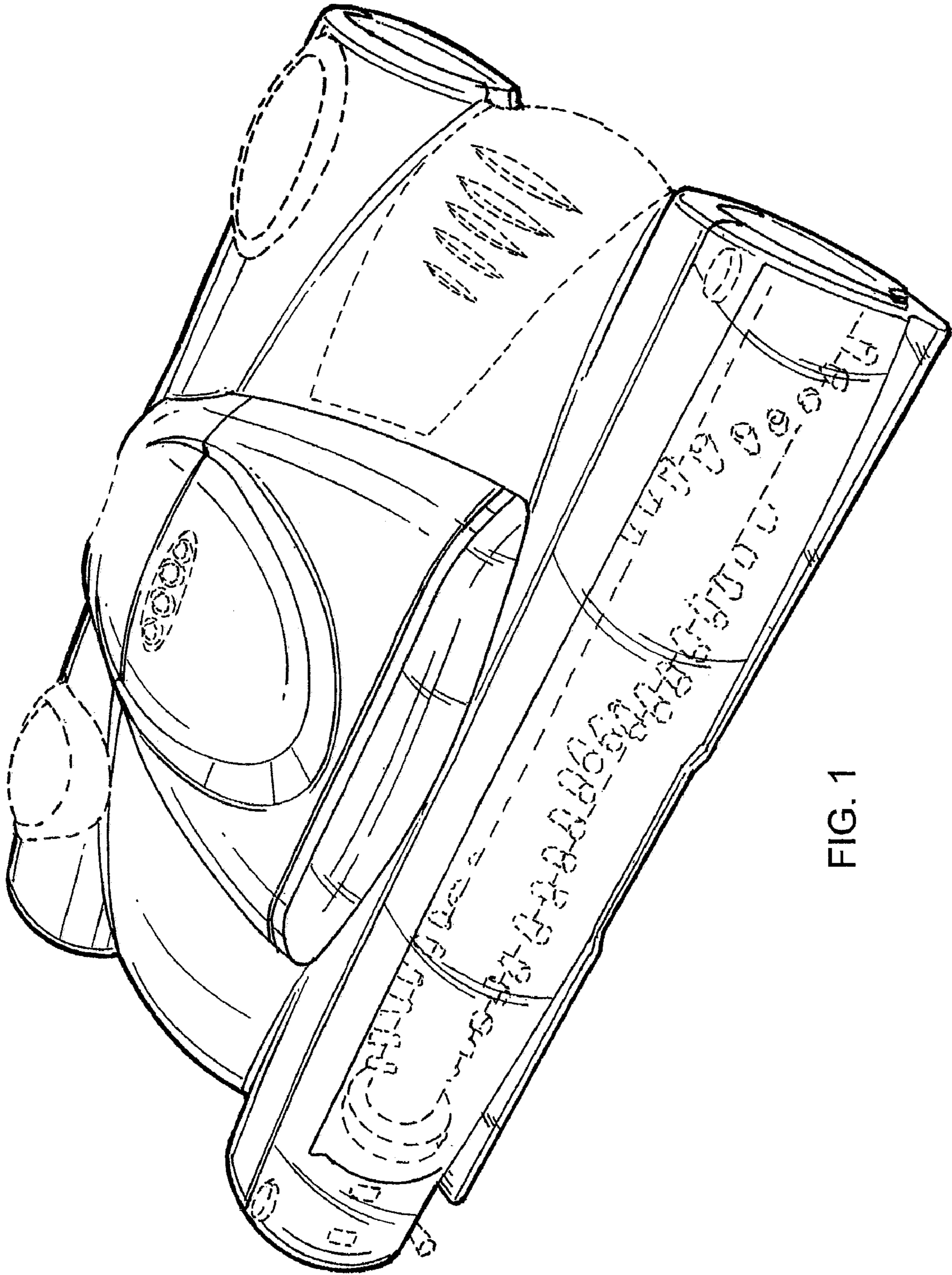


FIG. 1

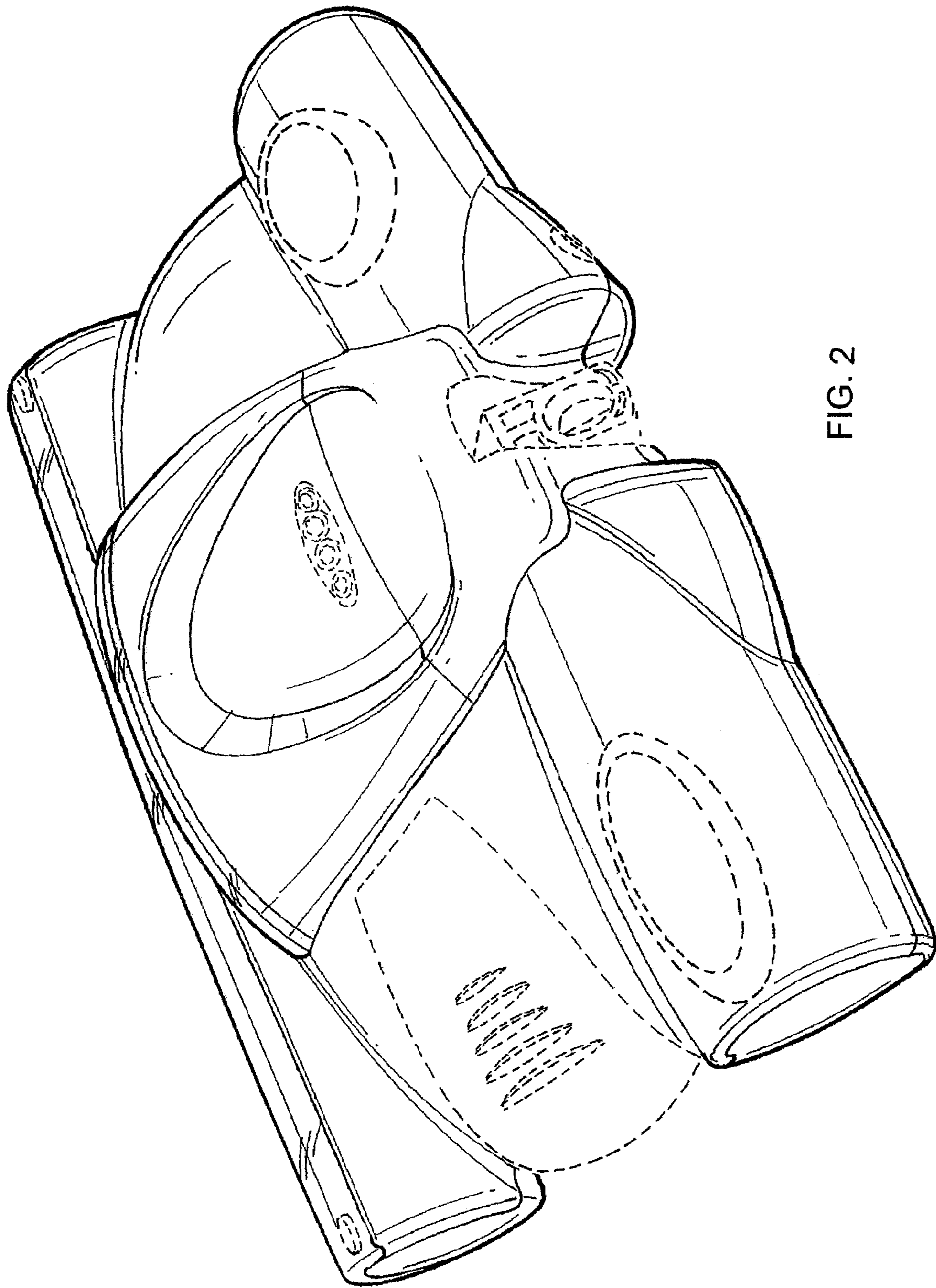


FIG. 2

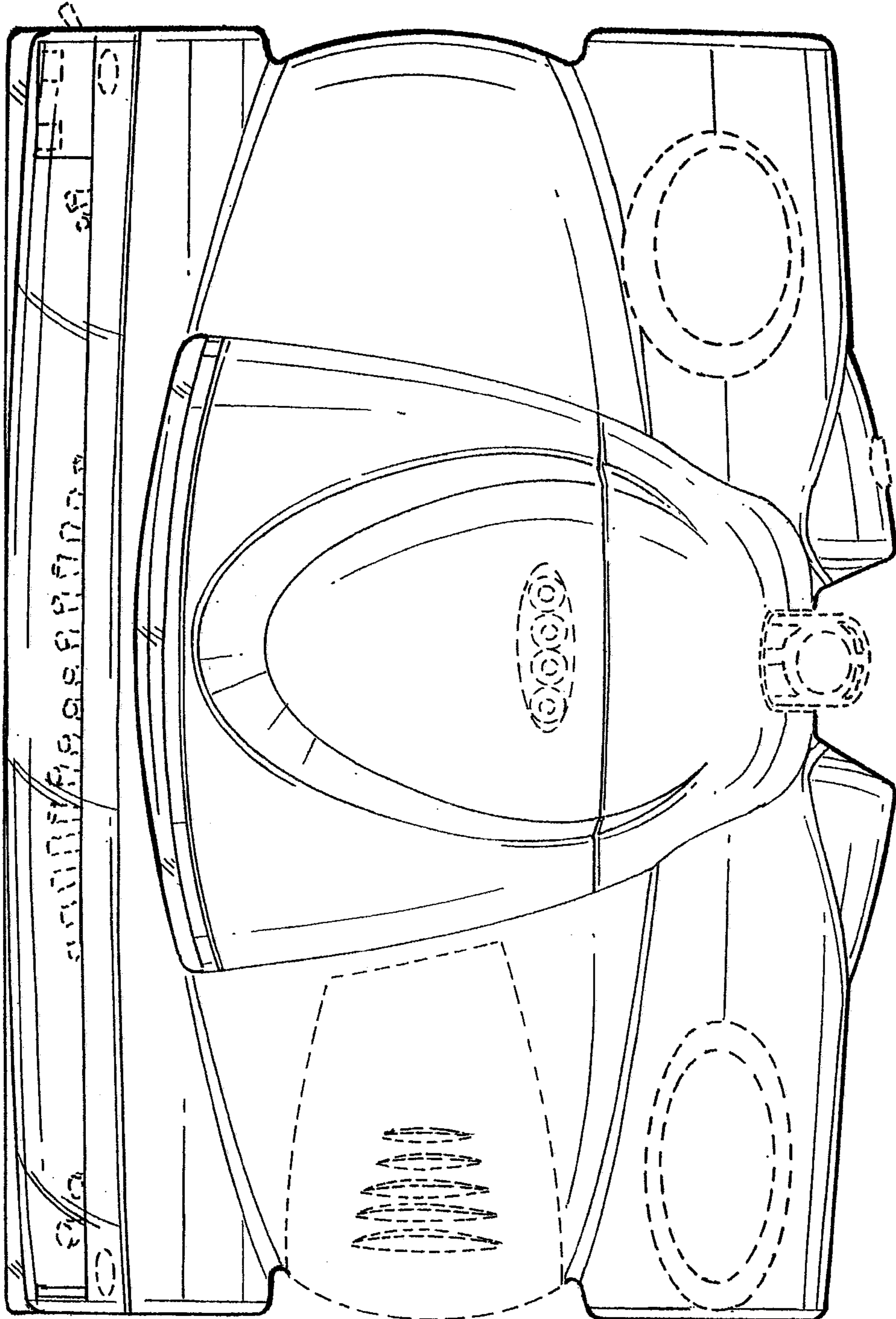


FIG. 3

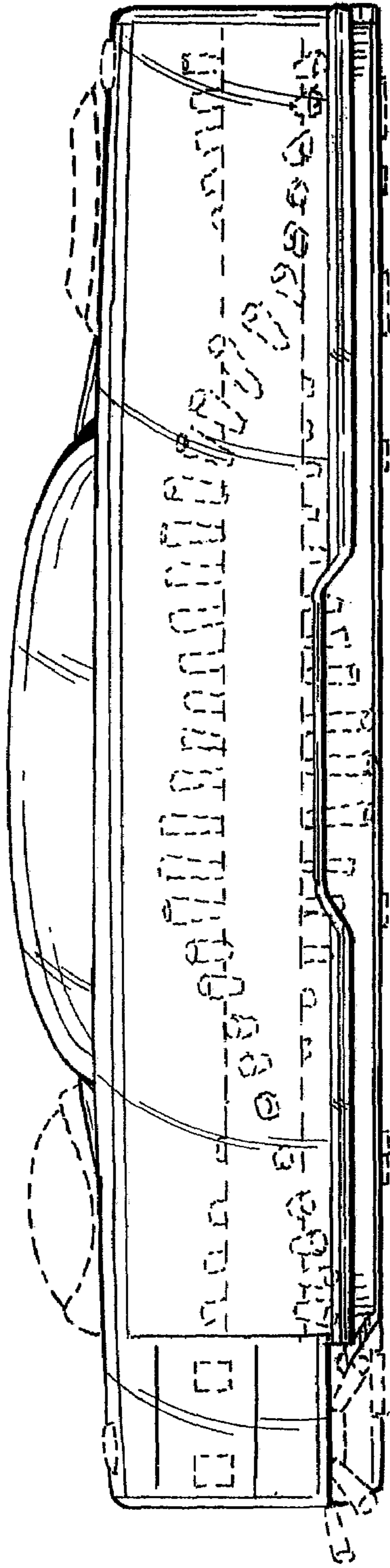


FIG. 4

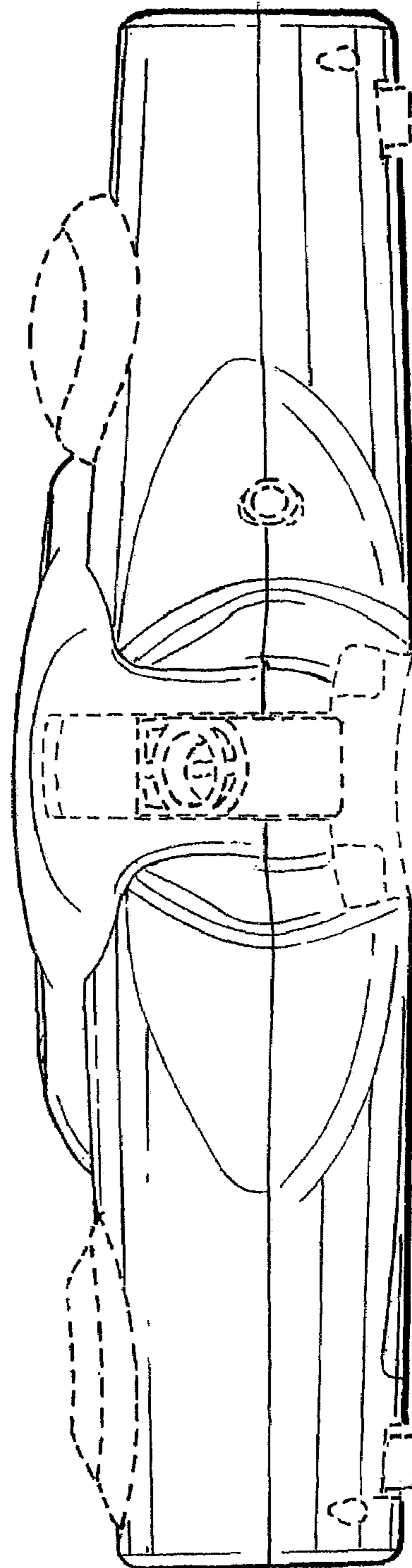


FIG. 5

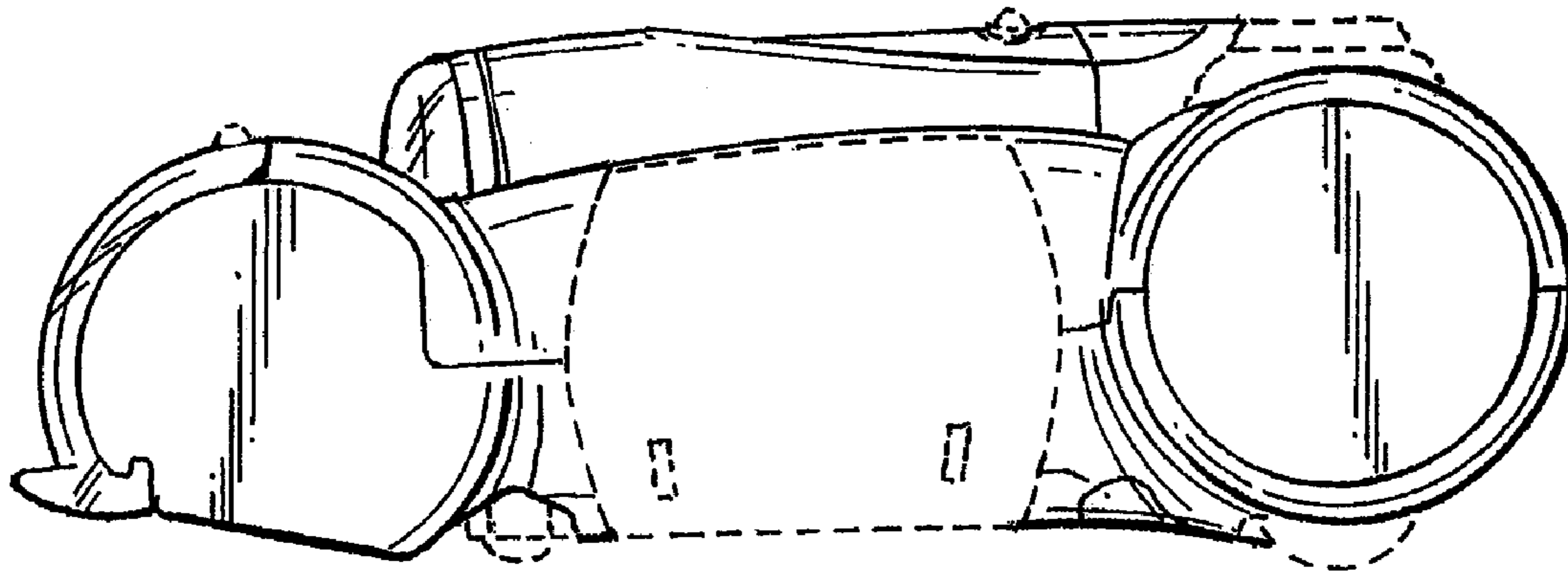


FIG. 6

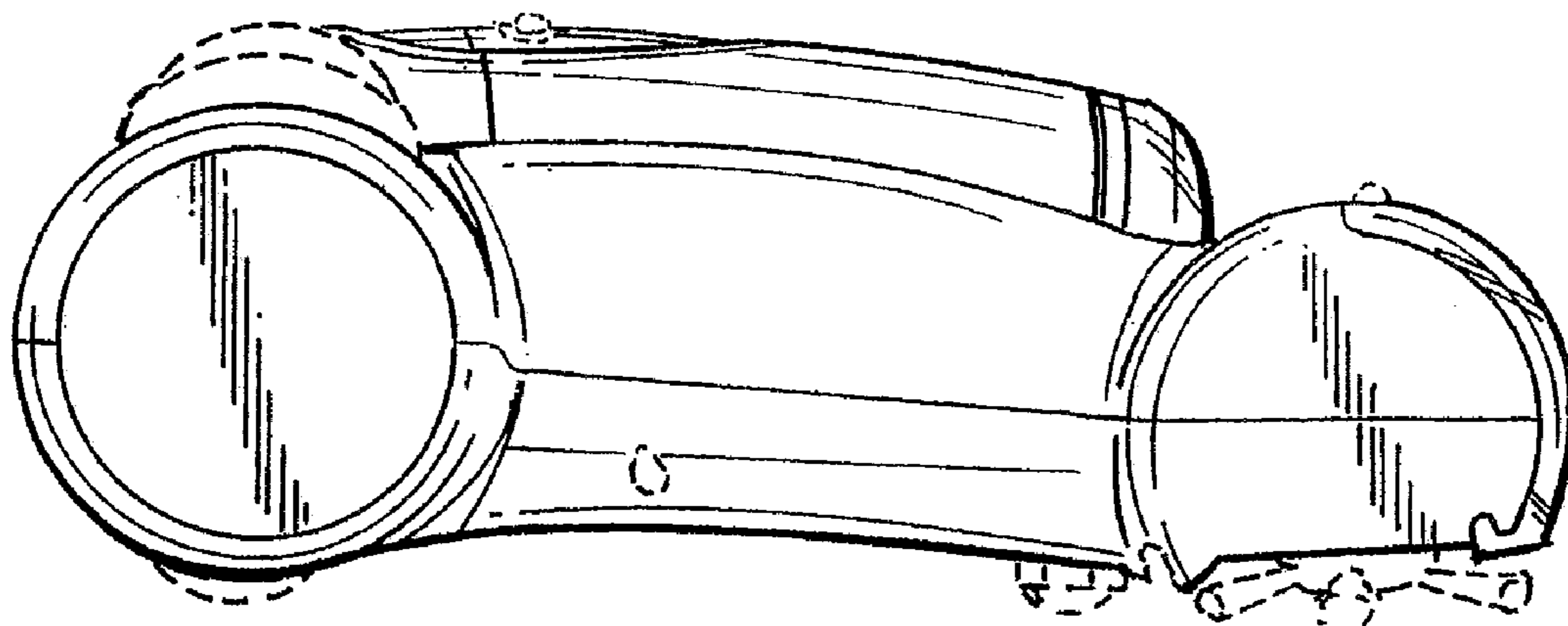


FIG. 7

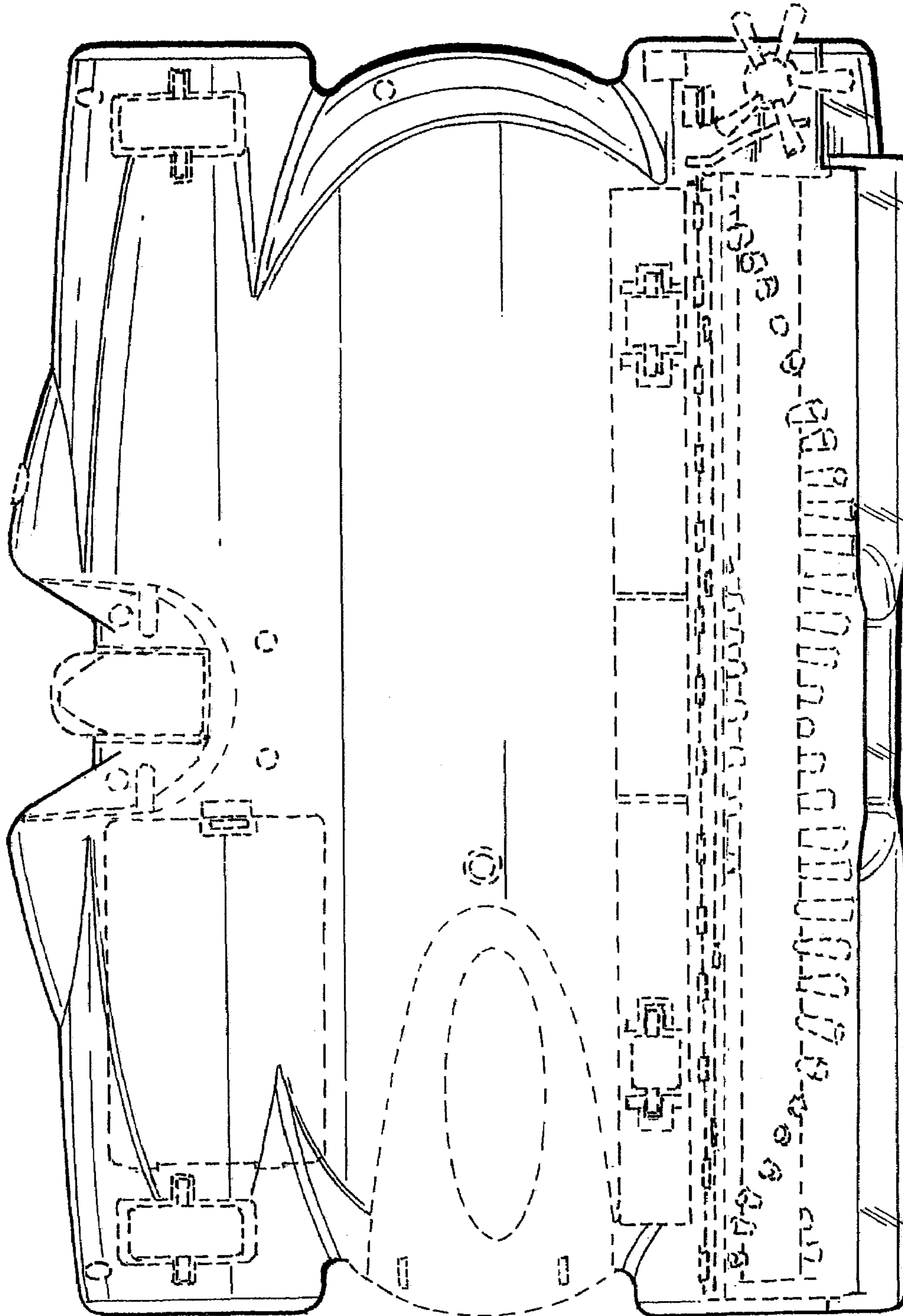


FIG. 8