

US00D549896S

(12) **United States Design Patent**  
**Suh**

(10) **Patent No.:** **US D549,896 S**

(45) **Date of Patent:** **\*\* Aug. 28, 2007**

(54) **DRUM TYPE WASHING MACHINE**

D519,691 S \* 4/2006 Kim et al. .... D32/6  
D528,711 S \* 9/2006 Jung et al. .... D32/6

(75) Inventor: **Bo Won Suh**, Gyeonggi-do (KR)

\* cited by examiner

(73) Assignee: **LG Electronics Inc.**, Seoul (KR)

*Primary Examiner*—Louis S. Zarfaz

*Assistant Examiner*—Kathleen Sims

(\*\*) Term: **14 Years**

(74) *Attorney, Agent, or Firm*—Birch, Stewart, Kolasch & Birch, LLP

(21) Appl. No.: **29/253,421**

(22) Filed: **Feb. 7, 2006**

(57) **CLAIM**

(51) **LOC (8) Cl.** ..... **15-05**

The ornamental design for a drum type washing machine, as shown and described.

(52) **U.S. Cl.** ..... **D32/6**

(58) **Field of Classification Search** ..... D32/1,  
D32/5, 6, 8, 10, 25; 34/58, 108, 523, 130–132,  
34/595–597, 417, 499, 534, 600; 68/3 R,  
68/4, 5 R, 12.01, 12.08, 212; 38/1 A; 312/31  
See application file for complete search history.

**DESCRIPTION**

FIG. 1 is a perspective view of a drum type washing machine showing my new design;

FIG. 2 is a front view thereof;

FIG. 3 is a rear view thereof;

FIG. 4 is a left side view thereof;

FIG. 5 is a right side view thereof;

FIG. 6 is a top plan view thereof; and,

FIG. 7 is a bottom plan view thereof.

(56) **References Cited**

**U.S. PATENT DOCUMENTS**

D496,709 S \* 9/2004 Suh et al. .... D32/6  
D517,255 S \* 3/2006 Kim et al. .... D32/5  
D517,257 S \* 3/2006 Kim et al. .... D32/6  
D518,256 S \* 3/2006 Kim et al. .... D32/25  
D519,247 S \* 4/2006 Kim et al. .... D32/6

**1 Claim, 6 Drawing Sheets**




FIG. 1




FIG. 2

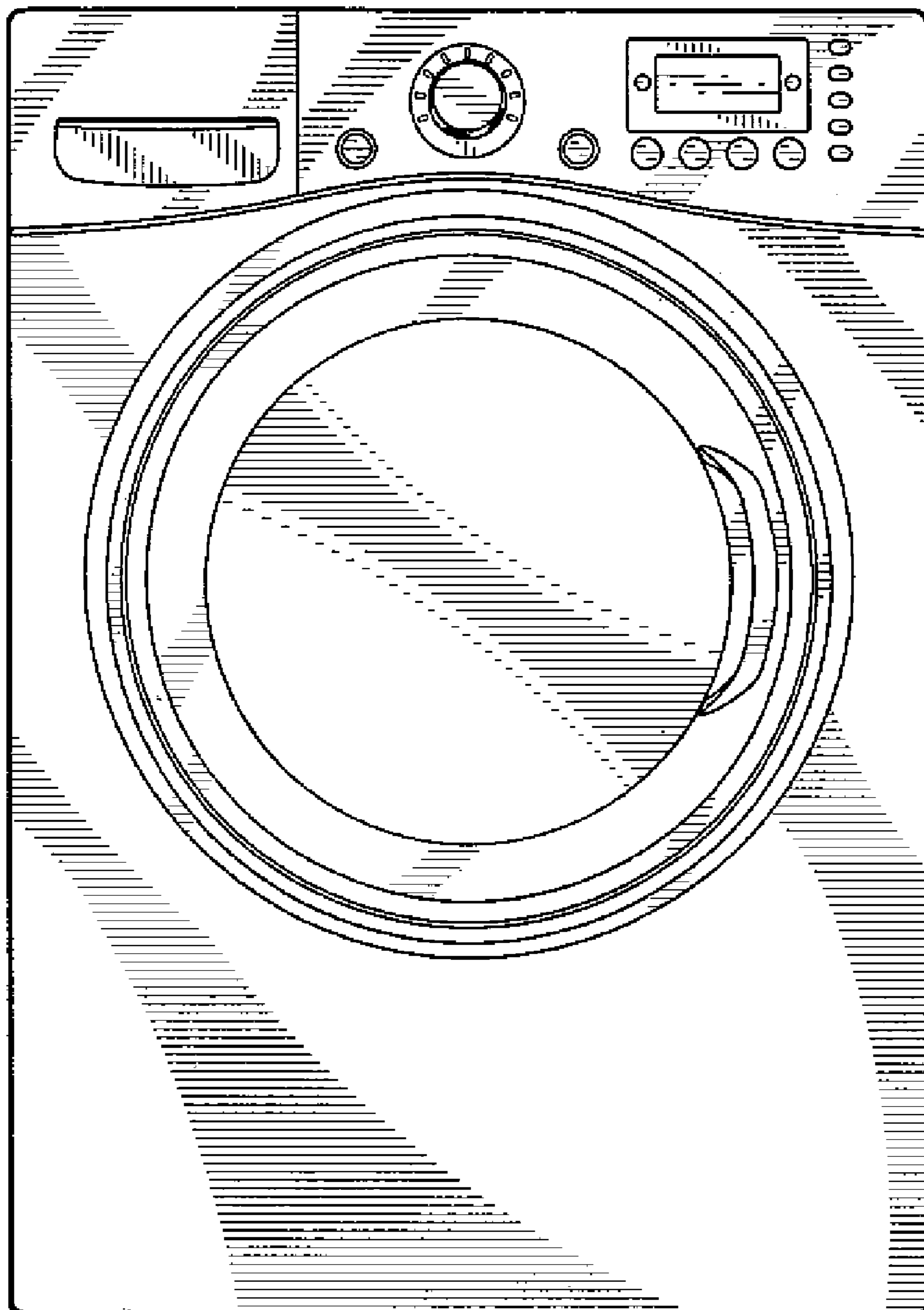


FIG. 3



FIG. 4




FIG. 5

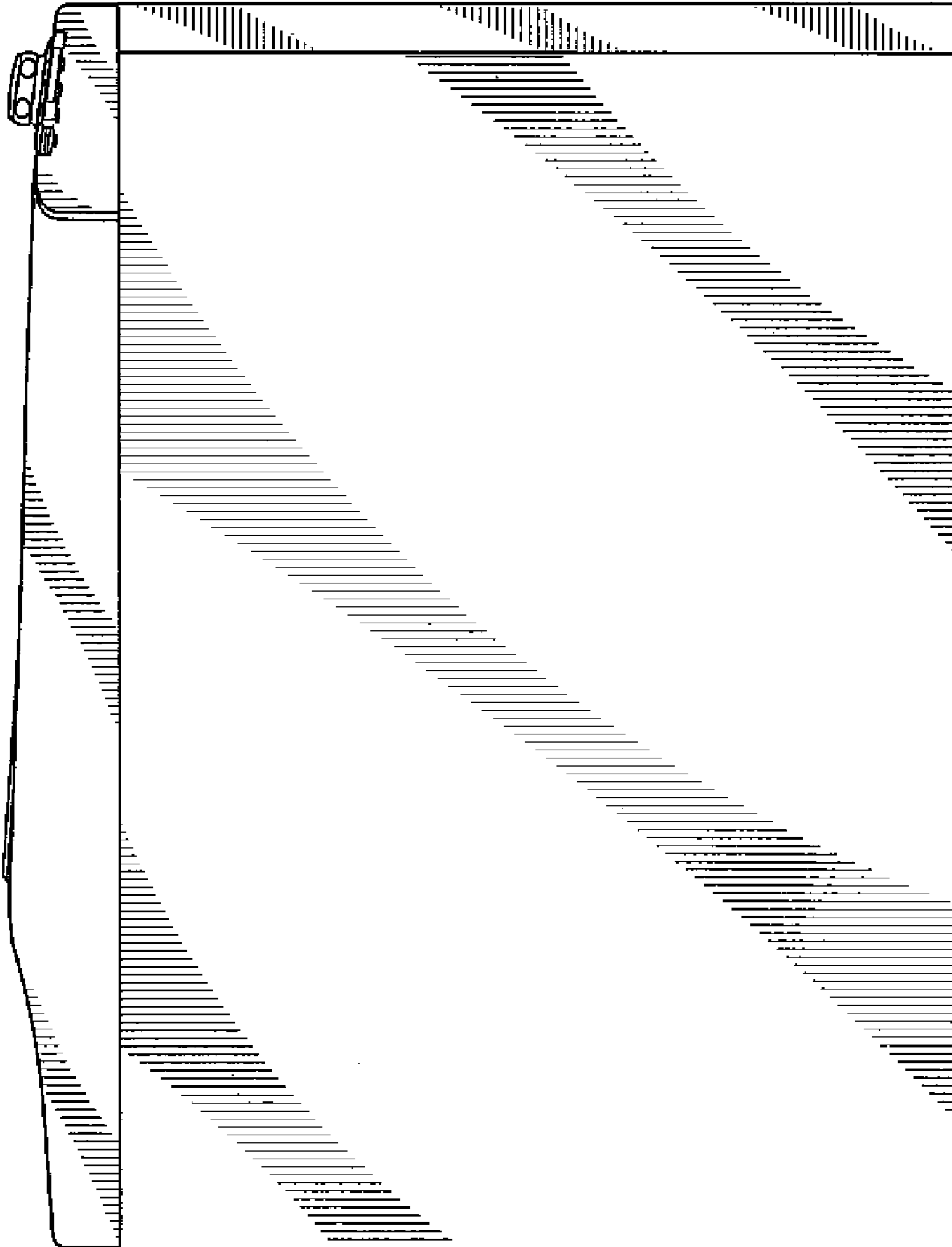




FIG. 6




FIG. 7

