

US00D549860S

(12) **United States Design Patent**
Gustafson et al.

(10) **Patent No.:** **US D549,860 S**

(45) **Date of Patent:** **** Aug. 28, 2007**

(54) **FLASHLIGHT**

D501,054 S * 1/2005 Galli D26/37

(75) Inventors: **Derek G. Gustafson**, Bozeman, MT
(US); **Eric M. Yeates**, Virginia Beach,
VA (US)

* cited by examiner

Primary Examiner—Ian Simmons

Assistant Examiner—Carissa Fitts

(73) Assignee: **Blackhawk Industries Product Group**
Unlimited LLC, Norfolk, VA (US)

(74) *Attorney, Agent, or Firm*—Bowman Green Hampton &
Kelly, PLLC

(**) Term: **14 Years**

(57) **CLAIM**

(21) Appl. No.: **29/240,815**

The ornamental design for a flashlight, as shown and
described.

(22) Filed: **Oct. 19, 2005**

DESCRIPTION

(51) **LOC (8) Cl.** **26-02**

FIG. 1 is a front perspective view of a flashlight, showing
our new design;

(52) **U.S. Cl.** **D26/37; D26/49**

FIG. 2 is a rear perspective view thereof;

(58) **Field of Classification Search** D26/24,
D26/29, 37–50; 362/157, 158, 171–174,
362/183–208

FIG. 3 is a top plan view thereof, the bottom plan view being
substantially identical thereto;

See application file for complete search history.

FIG. 4 is a right side elevational view thereof, the left side
elevational view being substantially identical thereto;

(56) **References Cited**

FIG. 5 is a rear elevational view thereof; and,

U.S. PATENT DOCUMENTS

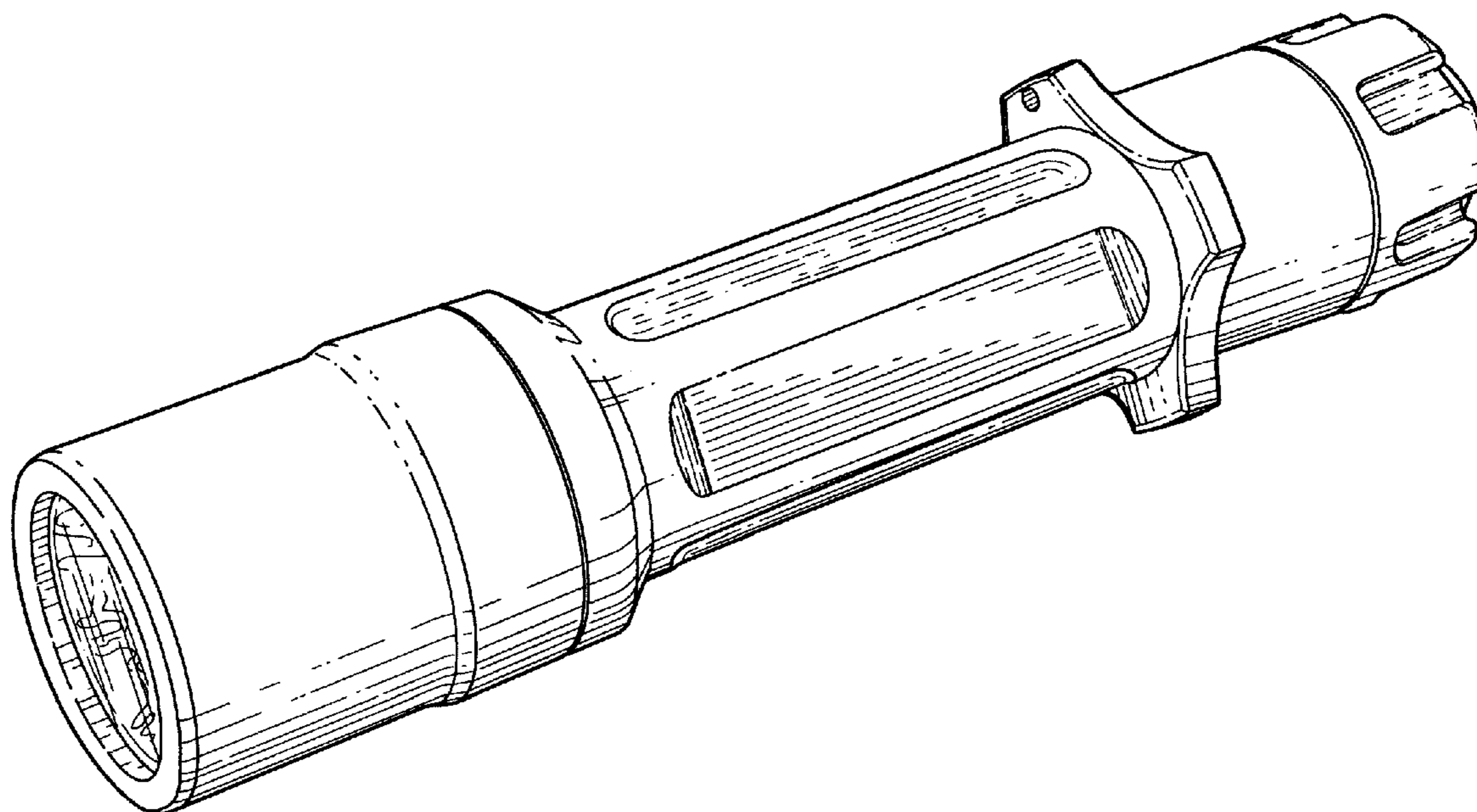
FIG. 6 is a front elevational view thereof.

D427,347 S * 6/2000 Sharrah et al. D26/49

D475,798 S * 6/2003 Galli D26/37

D496,115 S * 9/2004 Lin D26/49

1 Claim, 3 Drawing Sheets



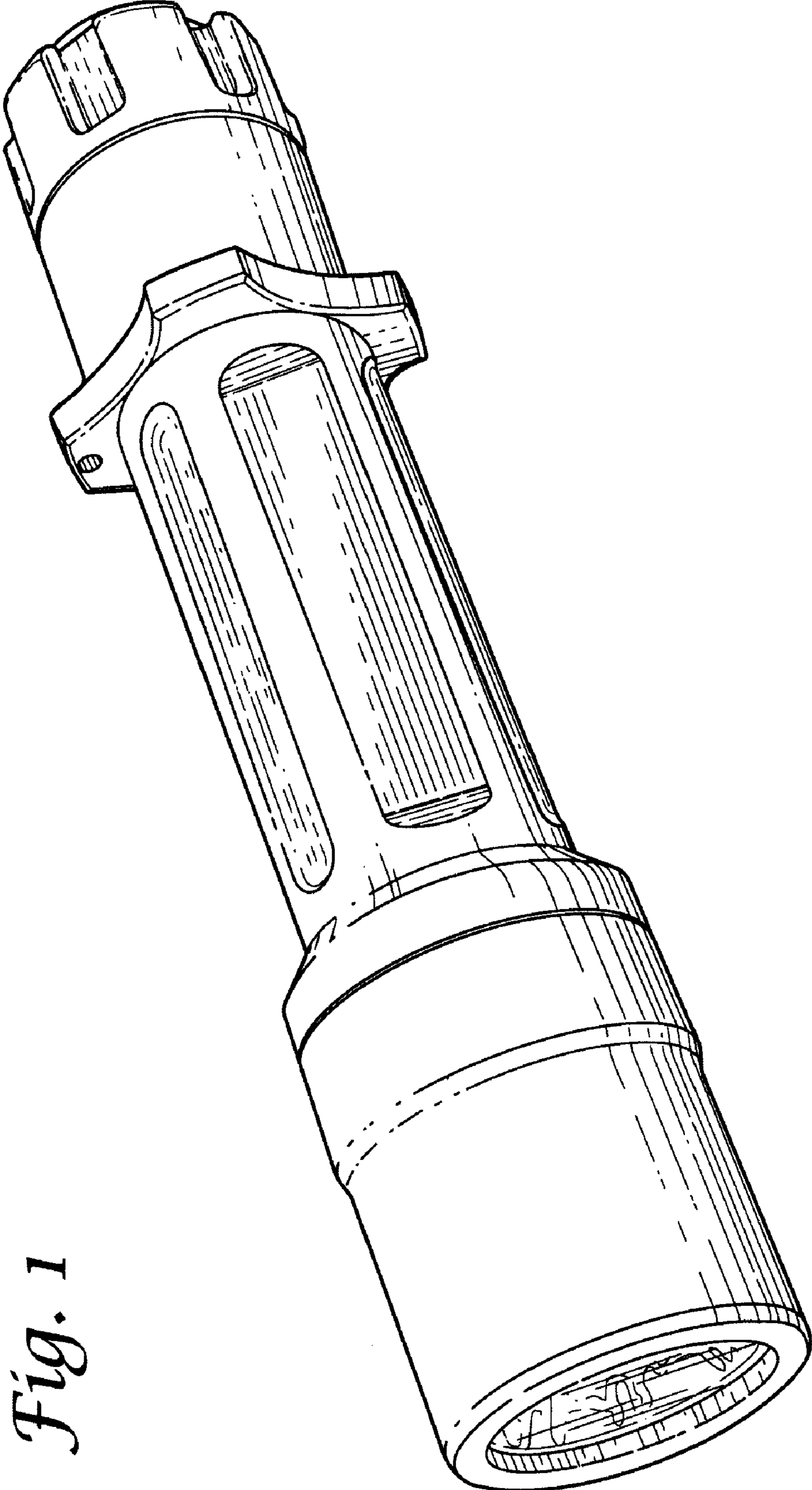


Fig. 1




Fig. 2

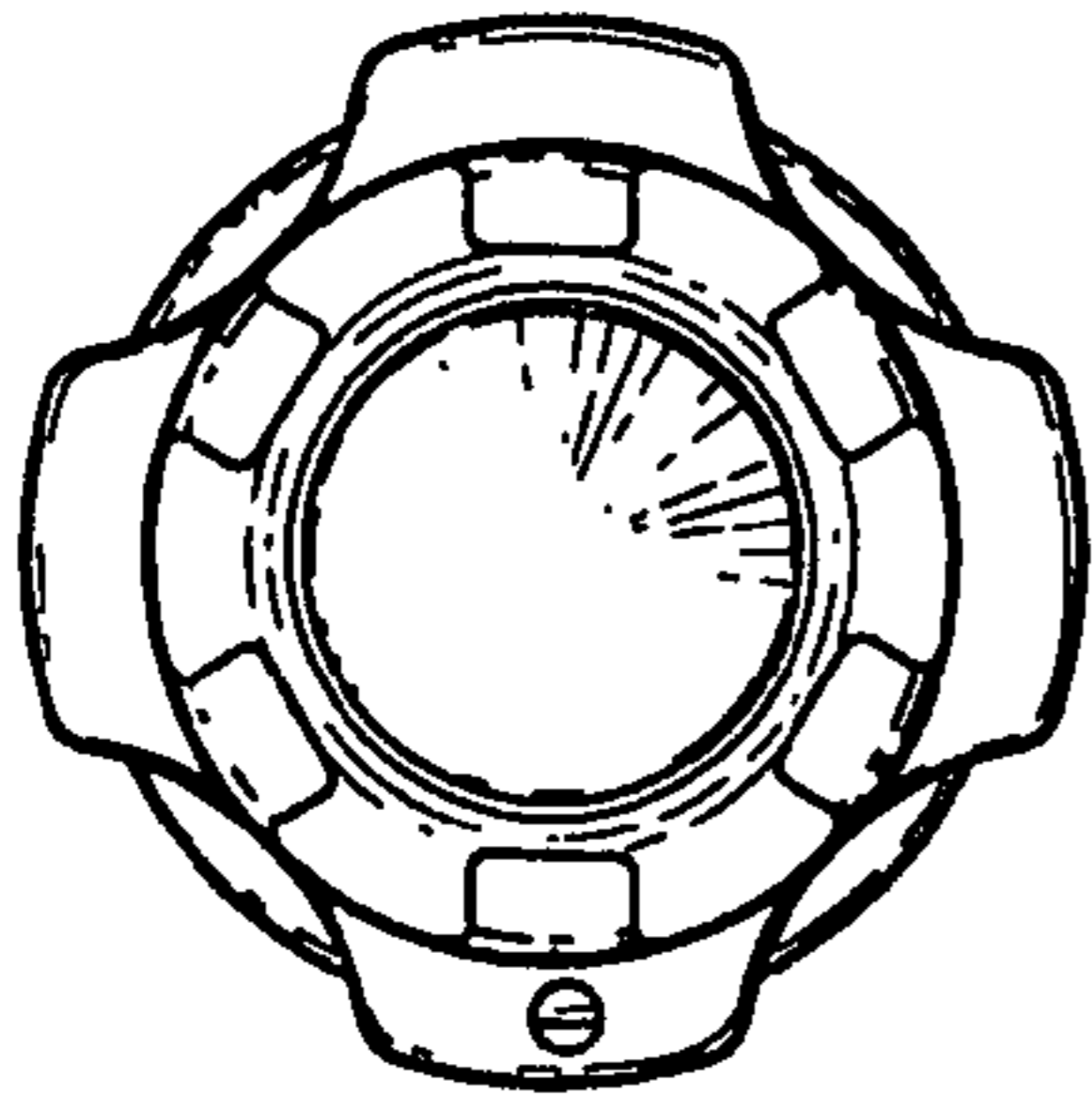


Fig. 5




Fig. 6

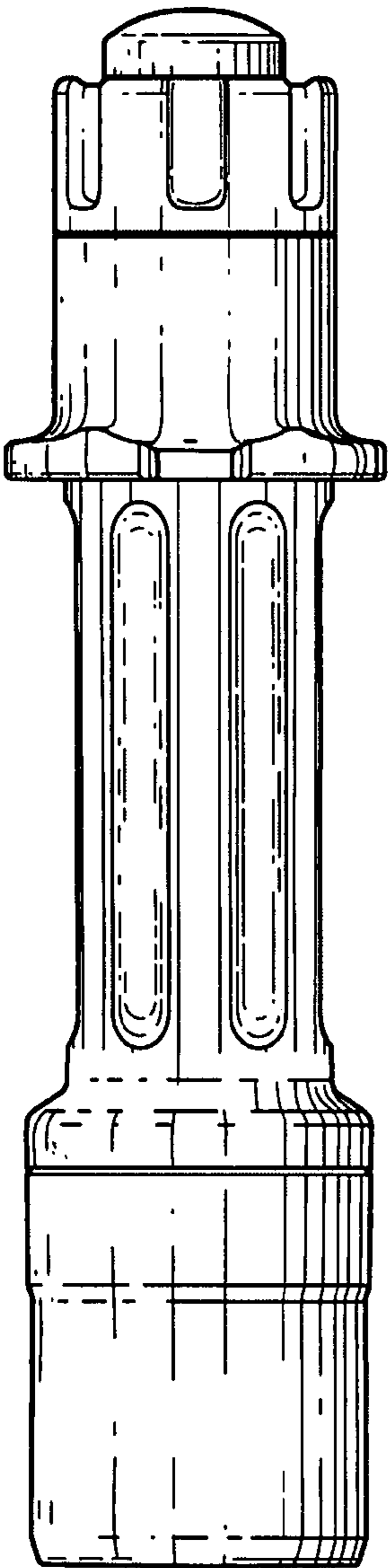


Fig. 3




Fig. 4